

Riobel®

BRILLIANTLY MODERN









2018 PRICE LIST

Effective May 2018

CHART OF FINISHES



COLLECTION	PAGE	 STAINLESS STEEL	 CHROME	 BRUSHED NICKEL	 POLISHED NICKEL	 BLACK	 COLOR MIX
Kitchen	1	●	●	●			●
Powder Room	7		●	●		Available soon	Available soon
Momenti™	11		●	●	●	●	●
Venty	31		●				
Eiffel	47		●	●	●		
Salomé	61		●		●		
Retro	77		●	●	●		
Zendo	99		●	●	●		
Paradox	121		●				
Fresk	151		●	●			
Profile	153		●				
Pallace	169		●	●	●		
Sylla	207		●	●			
Riu	223		●		●		
Classic	243		●	●	●		
Altitude	265		●	●	●		
Equinox	281		●	Available soon		Available soon	
Edge	297		●	●	●		
Mizo	317		●	●			
CS	339		●	●			
GS	359		●				

AT RIOBEL, WE KNOW THAT EVERY ACTION COUNTS. THAT'S WHY WE CHOSE TO PRINT OUR 2018 PRICE LIST USING AN ECOLOGICAL PAPER: ROLLAND OPAQUE, CONTAINING 30% POST-CONSUMER FIBER AND MADE FROM BIOGAS ENERGY; IN ADDITION TO BEING FSC® AND ECOLOGO 2771.



ENVIRONMENTAL IMPACT



72 TREES

5 tennis fields



69 138 GAL OF WATER

748 days of water consumption



7 072 LBS OF GARBAGE

65 garbage cans



23 238 LBS CO₂

Emission of 4 cars per year



63 GJ

290 846 light bulbs of 60W for an hour



14 KG NOX

Emission of one truck during 42 days.



NUMERICAL INDEX

PRODUCT CODE	COLOR	USD PRICE	PAGE
009-015		\$ 11	496
05	BN	\$ 115	399, 477
	BN-15	\$ 127	477
	C	\$ 79	399, 477
	C-15	\$ 91	477
	PN	\$ 115	399, 477
06	BN	\$ 115	399, 478
	BN-15	\$ 127	478
	C	\$ 79	399, 477
	C-15	\$ 91	477
	PN	\$ 115	399, 478
	PN-15	\$ 127	478
09	BN	\$ 163	504
	C	\$ 104	504
	CW	\$ 104	504
	PN	\$ 163	504
10	BN	\$ 151	399, 478
	BN-15	\$ 163	478
	C	\$ 103	399, 478
	C-15	\$ 113	478
	PN	\$ 151	399, 478
1010	BN	\$ 364	186, 276, 393, 476
	BN-15	\$ 375	476
	C	\$ 233	186, 276, 393, 476
	C-15	\$ 243	476
	PN	\$ 364	186, 276, 393, 476
	PN-15	\$ 375	476
1060	BN	\$ 467	186, 276, 388, 476
	BN-15	\$ 477	476
	C	\$ 314	186, 276, 388, 476
	C-15	\$ 325	476
	PN	\$ 467	186, 276, 388, 476
	PN-15	\$ 477	476
160	BN	\$ 49	429
	C	\$ 24	429
200	CL	\$ 19	430, 450
2020	BN	\$ 423	202, 394, 476
	BN-15	\$ 435	476
	C	\$ 278	202, 394, 476
	C-15	\$ 289	476
	PN	\$ 423	394, 476
PN-15	\$ 435	476	

PRODUCT CODE	COLOR	USD PRICE	PAGE
2060	BN	\$ 545	202, 388, 476
	BN-15	\$ 556	476
	C	\$ 362	202, 388, 476
	C-15	\$ 372	476
	PN	\$ 545	388, 476
	PN-15	\$ 556	476
222	CBK	\$ 432	449
	CW	\$ 432	449
225	C	\$ 75	449
240	C	\$ 69	430, 450
265	C	\$ 139	430, 450
272	CBK	\$ 158	449
	CW	\$ 158	449
274	CBK	\$ 158	449
	CW	\$ 158	449
275	C	\$ 139	430, 450
282	C	\$ 158	449
284	C	\$ 168	449
305-012		\$ 11	490, 491, 494, 499, 500
308	BN	\$ 75	94, 261, 404, 478
	BN-15	\$ 87	478
	C	\$ 46	94, 261, 377, 404, 478
	C-15	\$ 57	478
	PN	\$ 75	94, 261, 404, 478
	PN-15	\$ 87	478
324	C	\$ 108	29, 96, 135, 188, 222, 242, 263, 278, 316, 358, 379, 416
326	BN	\$ 217	58, 406, 478
	BN-15	\$ 229	478
	C	\$ 174	58, 406, 478
	C-15	\$ 184	478
	PN	\$ 217	58, 406, 478
	PN-15	\$ 229	478
327	BN	\$ 119	96, 263, 416
	C	\$ 82	96, 263, 416
	PN	\$ 119	96, 263, 416
333	BN	\$ 54	404, 480
	BN-15	\$ 65	480
	C	\$ 33	404, 480
	C-15	\$ 43	480
337	BN	\$ 180	29, 414
	C	\$ 123	29, 414
	PN	\$ 180	29, 414
340	C	\$ 233	117, 148, 166, 204, 336, 416

PRODUCT CODE	COLOR	USD PRICE	PAGE
343	BN	\$ 184	115, 202, 334, 392, 405, 478
	BN-15	\$ 196	478
	C	\$ 141	115, 146, 164, 202, 334, 392, 405, 478
	C-15	\$ 151	478
	PN	\$ 184	115, 392, 405, 478
	PN-15	\$ 196	478
344	C	\$ 108	117, 149, 167, 205, 337, 416
346	BN	\$ 100	404, 479
	BN-15	\$ 111	479
	C	\$ 84	404, 479
	C-15	\$ 95	479
	PN	\$ 100	404, 479
	PN-15	\$ 111	479
349	C	\$ 233	118, 149, 167, 205, 337, 414
350	BN	\$ 164	117, 204, 336, 415
	C	\$ 110	117, 148, 166, 204, 336, 415
	PN	\$ 164	117, 336, 415
353	BN	\$ 57	404, 479
	BN-15	\$ 68	479
	C	\$ 46	404, 479
	C-15	\$ 57	479
	PN	\$ 57	404, 479
	PN-15	\$ 68	479
356	BN	\$ 217	27, 406, 479
	BN-15	\$ 229	479
	C	\$ 174	27, 406, 479
	C-15	\$ 184	479
	PN	\$ 217	27, 406, 479
	PN-15	\$ 229	479
358	BN	\$ 76	404, 479
	BN-15	\$ 88	479
	C	\$ 62	404, 479
	C-15	\$ 73	479
	PN	\$ 76	404, 479
	PN-15	\$ 88	479
366	BN	\$ 163	186, 220, 276, 314, 356, 392, 405, 479
	BN-15	\$ 174	479
	C	\$ 130	133, 186, 220, 240, 276, 314, 356, 377, 392, 405, 479
	C-15	\$ 141	479
	PN	\$ 163	186, 240, 276, 314, 392, 405, 479
	PN-15	\$ 174	479

NUMERICAL INDEX

PRODUCT CODE	COLOR	USD PRICE	PAGE	PRODUCT CODE	COLOR	USD PRICE	PAGE	PRODUCT CODE	COLOR	USD PRICE	PAGE
369	C	\$ 233	29, 96, 135, 188, 222, 242, 263, 278, 316, 358, 379, 414	401-223		\$ 46	491, 492, 500	4308	C	\$ 146	398, 478
				401-257		\$ 109	497		C-15	\$ 158	478
				401-279		\$ 37	493	4310	C	\$ 163	400, 478
370	BN	\$ 176	60, 415	401-280		\$ 37	493		C-15	\$ 174	478
	C	\$ 128	60, 415	401-306		\$ 204	496	4316	C	\$ 141	400, 478
	PN	\$ 176	60, 415	401-377		\$ 38	497		C-15	\$ 151	478
371	C	\$ 128	45, 60, 75, 295, 416	401-451		\$ 37	489, 493, 496	4317	C	\$ 53	501
				401-452		\$ 37	489, 493		SS	\$ 74	501
376	C	\$ 174	73, 293, 406, 479	4016	BN	\$ 108	500	4318	C	\$ 195	400, 478
	C-15	\$ 184	479		C	\$ 82	495		C-15	\$ 205	478
	PN	\$ 217	73, 406, 479	401-701		\$ 46	489, 491	4319	C	\$ 115	400
	PN-15	\$ 229	479	401-770		\$ 39	501	4326	BN	\$ 123	502
377	C	\$ 119	75, 295, 415	401-999		\$ 42	501		C	\$ 87	502
	PN	\$ 176	75, 415	4040	BN	\$ 461	58, 390, 476		SS	\$ 130	502
379	C	\$ 255	60, 75, 295, 414		BN-15	\$ 473	476	4330	C	\$ 93	503
384	C	\$ 123	405, 479		C	\$ 303	58, 390, 476		SS	\$ 164	503
	C-15	\$ 133	479		C-15	\$ 313	476	4338	BN	\$ 114	501
390	BN	\$ 150	188, 222, 278, 316, 358, 415		PN	\$ 461	58, 390, 476		C	\$ 87	501
	C	\$ 98	135, 188, 222, 242, 278, 316, 358, 379, 415		PN-15	\$ 473	476		SS	\$ 114	501
	PN	\$ 150	188, 242, 278, 316, 415	405-010		\$ 74	494, 496	4342	BN	\$ 137	504
396	C	\$ 174	43, 406, 479	408	BN	\$ 239	27, 94, 261, 276, 403, 480		C	\$ 108	504
	C-15	\$ 174	479		BN-15	\$ 250	480	4344	BN	\$ 137	505
397	C	\$ 119	45, 415		C	\$ 202	27, 94, 261, 276, 403, 480		C	\$ 108	505
399	C	\$ 255	45, 414		C-15	\$ 213	480		PN	\$ 137	505
401-016		\$ 46	494, 496		PN	\$ 239	27, 94, 261, 276, 403, 480	4348	C	\$ 87	501
401-019		\$ 42	491		PN-15	\$ 250	480	4349	BKC	\$ 163	502
401-037		\$ 43	495	4083	BN	\$ 108	501		BKSS	\$ 163	502
401-039		\$ 46	490, 492, 494, 499		C	\$ 76	501		C	\$ 93	502
401-043		\$ 43	497	412	C	\$ 469	27, 94, 261, 276, 403	4361	C	\$ 108	504
401-052		\$ 46	499		PN	\$ 588	27, 94, 261, 276, 403	4362	BN	\$ 137	505
401-053		\$ 46	492	4230	C	\$ 109	503		C	\$ 108	505
401-054		\$ 39	490		SS	\$ 192	503	4363	C	\$ 94	398, 478
401-072		\$ 46	490, 499	4241	BN	\$ 137	504		C-15	\$ 105	478
401-073		\$ 46	499		C	\$ 108	504	4364	C	\$ 103	398, 478
401-076		\$ 42	496		PN	\$ 137	504		C-15	\$ 113	478
401-077		\$ 142	497	4245	C	\$ 192	503	4365	BN	\$ 130	398, 478
401-078		\$ 175	497		SS	\$ 316	503		BN-15	\$ 141	478
401-079		\$ 37	489, 493, 500	428	C	\$ 108	404, 479		C	\$ 103	398, 478
401-080		\$ 37	489, 493, 500		C-15	\$ 119	479		C-15	\$ 113	478
401-088		\$ 255	497	430	C	\$ 130	403, 479		PN	\$ 130	398, 478
401-099		\$ 46	496		C-15	\$ 141	479	4370	C	\$ 194	399, 478
401-106		\$ 142	496	4302	BN	\$ 108	505		C-15	\$ 204	478
401-107		\$ 255	496		C	\$ 74	505		PN	\$ 293	399, 478
401-111		\$ 39	491		CW	\$ 74	505		PN-15	\$ 304	478
401-122		\$ 39	492		PN	\$ 108	505				
401-124		\$ 39	491	4304	BN	\$ 130	502				
401-150		\$ 39	490		C	\$ 97	502				
401-158		\$ 255	497	4307	C	\$ 108	504				
401-172		\$ 46	494								
401-177		\$ 112	497								

NUMERICAL INDEX

PRODUCT CODE	COLOR	USD PRICE	PAGE
4377	BN	\$ 206	505
	C	\$ 164	505
	PN	\$ 206	505
4388	C	\$ 147	503
	SS	\$ 192	503
4390	C	\$ 108	504
44	C	\$ 75	400, 478
	C-15	\$ 87	478
4421	C	\$ 93	502
	SS	\$ 164	502
4430	C	\$ 137	502
	SS	\$ 192	502
4440	BN	\$ 137	504, 505
	C	\$ 108	504, 505
	PN	\$ 137	504, 505
4488	C	\$ 147	503
	SS	\$ 192	503
450	C	\$ 148	402, 479
	C-15	\$ 160	479
458	C	\$ 130	402, 479
	C-15	\$ 141	479
4613	C	\$ 314	387, 476
	C-15	\$ 325	476
4614	C	\$ 327	387, 476
	C-15	\$ 338	476
4615	C	\$ 327	388, 476
	C-15	\$ 338	476
4623	C	\$ 362	387, 476
	C-15	\$ 372	476
4624	C	\$ 372	387, 476
	C-15	\$ 383	476
4625	BN	\$ 546	387, 476
	BN-15	\$ 557	476
	C	\$ 372	387, 476
	C-15	\$ 383	476
	PN	\$ 546	387, 476
4644	C	\$ 184	396, 476
	C-15	\$ 196	476
4665	BN	\$ 250	334, 396, 476
	BN-15	\$ 261	476
	C	\$ 196	334, 396, 476
	C-15	\$ 206	476

PRODUCT CODE	COLOR	USD PRICE	PAGE
468	BN	\$ 249	186, 220, 314, 356, 403, 479
	BN-15	\$ 260	479
	C	\$ 213	133, 186, 220, 240, 314, 356, 377, 403, 479
	C-15	\$ 224	479
	PN	\$ 249	186, 240, 314, 403, 479
472	BN	\$ 469	186, 220, 314, 356, 403
	C	\$ 392	133, 186, 220, 240, 314, 356, 377, 403
	PN	\$ 469	186, 240, 314, 403
475	C	\$ 1167	391
	PN	\$ 1635	391
478	BN	\$ 424	58, 401, 479
	BN-15	\$ 436	479
	C	\$ 304	58, 73, 293, 401, 479
	C-15	\$ 314	479
	PN	\$ 424	58, 73, 401,
480	C	\$ 255	401, 479
	C-15	\$ 267	479
	C	\$ 305	389, 476
4810	C-15	\$ 315	476
	C	\$ 338	389, 476
4812	C-15	\$ 348	476
	C	\$ 233	394, 476
4813	C-15	\$ 243	476
	C	\$ 244	394, 476
4814	C-15	\$ 255	476
	C	\$ 244	394, 476
4815	C-15	\$ 255	476
	C	\$ 512	58, 73, 293,
482	PN	\$ 621	58, 73, 401
	C	\$ 278	394, 477
4823	C-15	\$ 289	477
	C	\$ 289	395, 477
4824	C-15	\$ 301	477
	BN	\$ 481	115, 395, 477
4825	BN-15	\$ 492	477
	C	\$ 289	115, 395, 477
	C-15	\$ 301	477
	PN	\$ 481	115, 395, 477
	PN-15	\$ 492	477
4830	C	\$ 338	94, 261, 390, 477
	C-15	\$ 348	477
4835	C	\$ 289	293, 393, 477
	C-15	\$ 301	477

PRODUCT CODE	COLOR	USD PRICE	PAGE
484	C	\$ 88	402, 480
	C-15	\$ 98	480
4842	BN	\$ 194	397
	C	\$ 139	397
	PN	\$ 194	397
4843	C	\$ 338	133, 146, 164, 389, 477
	C-15	\$ 348	477
4844	C	\$ 349	133, 146, 164, 389, 477
	C-15	\$ 361	477
4845	C	\$ 349	133, 146, 164, 389, 477
	C-15	\$ 361	477
4846	BN	\$ 319	397
	C	\$ 229	397
	PN	\$ 319	397
4847	C	\$ 194	393
485	C	\$ 1051	391
4854	BN	\$ 132	396
	C	\$ 113	396
4855	BN	\$ 146	396
	C	\$ 121	396
	PN	\$ 146	396
4861	BN	\$ 475	27, 393, 477
	BN-15	\$ 486	477
	C	\$ 311	27, 393, 477
	C-15	\$ 322	477
	PN	\$ 475	27, 393, 477
4862	PN-15	\$ 486	477
	BN	\$ 209	397
4866	C	\$ 149	397
	PN	\$ 209	397
	BN	\$ 309	397
4867	C	\$ 219	397
	PN	\$ 309	397
4867	C	\$ 218	393
488	BN	\$ 338	115, 202, 334, 401, 480
	BN-15	\$ 348	480
	C	\$ 229	115, 146, 164, 202, 334, 401, 480
	C-15	\$ 239	480
	PN	\$ 338	115, 401, 480
489	PN-15	\$ 348	480
	C	\$ 217	391, 480
4901	C-15	\$ 229	480
	BN	\$ 19	428
4902	C	\$ 13	428
	C	\$ 22	428
4903	C	\$ 24	428

NUMERICAL INDEX

PRODUCT CODE	COLOR	USD PRICE	PAGE	PRODUCT CODE	COLOR	USD PRICE	PAGE	PRODUCT CODE	COLOR	USD PRICE	PAGE		
4910	BN	\$ 140	429	506	BN	\$ 28	405	518	BN	\$ 79	117, 204, 336, 412		
	C	\$ 94	429		C	\$ 19	405		C	\$ 54	117, 148, 166, 204, 336, 412		
	PN	\$ 140	429	5063	C	\$ 186	377, 395, 477			PN	\$ 79	117, 412	
4912	C	\$ 22	428	507	BN	\$ 80	95, 187, 221, 262, 277, 315, 357, 411	519	BN	\$ 67	117, 204, 336, 412		
4913	BN	\$ 94	429			C	\$ 54			95, 134, 187, 221, 241, 262, 277, 315, 357, 378, 411	C	\$ 49	117, 148, 166, 204, 336, 412
492	C	\$ 94	429				PN			\$ 80		95, 187, 241, 262, 277, 315, 411	PN
	BN	\$ 606	115, 202, 334, 401	508	BN	\$ 55	95, 187, 221, 262, 277, 315, 357, 411	523	BN	\$ 169	59, 409		
	C	\$ 467	115, 146, 164, 202, 334, 401			C	\$ 32	95, 134, 187, 221, 241, 262, 277, 315, 357, 378, 411	C	\$ 115	59, 409		
PN	\$ 606	115, 401	PN				\$ 55	95, 187, 241, 262, 277, 315, 411	PN	\$ 169	59, 409		
4921	BN	\$ 140	429	509	BN	\$ 49	95, 187, 221, 262, 277, 315, 357, 411	524	BN	\$ 146	59, 409		
495	C	\$ 304	43, 402, 480			C	\$ 28	95, 134, 187, 221, 241, 262, 277, 315, 357, 378, 411	C	\$ 104	59, 409		
	C-15	\$ 314	480				PN	\$ 49	95, 187, 241, 262, 277, 315, 411	PN	\$ 146	59, 409	
4950	BN	\$ 76	428	513	BN	\$ 130	95, 187, 221, 262, 277, 315, 357, 411	527	BN	\$ 115	59, 409		
	C	\$ 54	428			C	\$ 82	95, 134, 187, 221, 241, 262, 277, 315, 357, 378, 411	C	\$ 84	59, 409		
499	C	\$ 583	43, 402, 480				PN	\$ 130	95, 187, 241, 262, 277, 315, 411	PN	\$ 115	59, 409	
	C-15	\$ 594	480	517	BN	\$ 103	117, 204, 336, 412	528	BN	\$ 85	59, 409		
50	BN	\$ 151	478			C	\$ 68		117, 148, 166, 204, 336, 412	C	\$ 69	59, 409	
	BN-15	\$ 163	478				PN		\$ 103	412	PN	\$ 85	59, 409
	C	\$ 103	478	519	BN	\$ 72	59, 409	BN	\$ 72	59, 409			
	C-15	\$ 113	478			C	\$ 57	59, 409	C	\$ 57	59, 409		
500-011		\$ 11	499	533	BN	\$ 147	116, 203, 335, 412	PN	\$ 72	59, 409			
500-012		\$ 11	490, 491			C	\$ 97	116, 147, 165, 203, 335, 412	PN	\$ 147	116, 412		
500-433-OLD		\$ 5	430, 450										
503	BN	\$ 108	95, 187, 221, 262, 277, 315, 357, 411	513	BN	\$ 130	95, 187, 221, 262, 277, 315, 357, 411	529	BN	\$ 72	59, 409		
	C	\$ 65	95, 134, 187, 221, 241, 262, 277, 315, 357, 378, 411			C	\$ 82			95, 134, 187, 221, 241, 262, 277, 315, 357, 378, 411	C	\$ 57	59, 409
	PN	\$ 108	95, 187, 241, 262, 277, 315, 411				PN			\$ 130	95, 187, 241, 262, 277, 315, 411	PN	\$ 72
5055	BN	\$ 279	220, 314, 356, 395, 477	517	BN	\$ 103	117, 204, 336, 412	533	BN	\$ 147	116, 203, 335, 412		
	BN-15	\$ 290	477			C	\$ 68			117, 148, 166, 204, 336, 412	C	\$ 97	116, 147, 165, 203, 335, 412
	C	\$ 181	220, 240, 314, 356, 395, 477				PN			\$ 103		412	PN
	C-15	\$ 193	477	519	BN	\$ 72	59, 409	529	BN	\$ 72	59, 409		
	PN	\$ 279	240, 314, 395, 477			C	\$ 57			59, 409	PN	\$ 72	59, 409
	PN-15	\$ 290	477										

NUMERICAL INDEX

PRODUCT CODE	COLOR	USD PRICE	PAGE	PRODUCT CODE	COLOR	USD PRICE	PAGE	PRODUCT CODE	COLOR	USD PRICE	PAGE
543	BN	\$ 210	116, 203, 335, 413	584	BN	\$ 157	95, 413	750	BN	\$ 128	60, 417
	C	\$ 150	116, 147, 165, 203, 335, 413		C	\$ 106	95, 413		C	\$ 93	60, 417
546	BN	\$ 50	405		PN	\$ 157	95, 413		PN	\$ 128	60, 417
	C	\$ 38	405	593	C	\$ 115	44, 408	760	BN	\$ 181	205, 419
547	BN	\$ 232	116, 203, 335, 413	594	C	\$ 99	44, 408	C	\$ 121	167, 205, 419	
	C	\$ 167	116, 147, 165, 203, 335, 413	597	C	\$ 84	44, 408	770	BN	\$ 187	60, 419
548	BN	\$ 128	116, 203, 335, 413	598	C	\$ 65	44, 408	C	\$ 139	60, 419	
	C	\$ 93	116, 147, 165, 203, 335, 413	599	C	\$ 57	44, 408	PN	\$ 187	60, 419	
553	BN	\$ 165	28, 407	6006	BN	\$ 299	94, 261, 395, 477	772	C	\$ 73	75, 295, 417
	C	\$ 119	28, 407		BN-15	\$ 310	477	PN	\$ 98	75, 417	
	PN	\$ 165	28, 407		C	\$ 181	94, 261, 395, 477	774	BN	\$ 69	118, 337, 417
554	BN	\$ 138	28, 407		C-15	\$ 193	477	C	\$ 46	118, 149, 337, 417	
	C	\$ 102	28, 407		PN	\$ 299	94, 261, 395, 477	PN	\$ 69	118, 417	
554	PN	\$ 138	28, 407	PN-15	\$ 310	477	775	BN	\$ 57	222, 316, 358, 418	
	BN	\$ 119	28, 407	605	BN	\$ 105	427	C	\$ 33	222, 242, 316, 358, 379, 418	
557	C	\$ 87	28, 407	C	\$ 43	427	PN	\$ 57	242, 316, 418		
	PN	\$ 119	28, 407	PN	\$ 105	427	777	C	\$ 128	75, 295, 419	
558	BN	\$ 88	28, 407	7007	C	\$ 419	73, 390, 477	PN	\$ 187	75, 419	
	C	\$ 66	28, 407	C-15	\$ 431	477	780	BN	\$ 181	96, 263, 419	
	PN	\$ 88	28, 407	PN	\$ 699	73, 390, 477	C	\$ 121	96, 263, 419		
559	BN	\$ 74	28, 407	PN-15	\$ 711	477	PN	\$ 181	96, 263, 419		
	C	\$ 59	28, 407	7059	C	\$ 65	427	790	BN	\$ 181	188, 222, 316, 419
	PN	\$ 74	28, 407	7070	C	\$ 348	73, 390, 477	C	\$ 121	135, 188, 222, 242, 278, 316, 358, 379, 419	
560	BN	\$ 134	116, 203, 335, 412	C-15	\$ 359	477	PN	\$ 181	188, 419		
	C	\$ 88	116, 147, 165, 203, 335, 412	PN	\$ 611	73, 390, 477	794	C	\$ 93	45, 417	
	PN	\$ 134	116, 412	PN-15	\$ 621	477	799	C	\$ 163	45, 418	
5604	BN	\$ 37	9, 431	710	BN	\$ 72	188, 278, 418	8060	C	\$ 519	43, 388, 477
	C	\$ 30	9, 431	C	\$ 52	135, 188, 278, 418	C-15	\$ 529	477		
5608	BN	\$ 59	6, 431	PN	\$ 72	188, 278, 418	8080	C	\$ 479	43, 390, 477	
	C	\$ 39	6, 431	720	BN	\$ 77	205, 418	C-15	\$ 490	477	
	SS	\$ 59	6, 431	C	\$ 57	167, 205, 418	839		\$ 46	500	
5648	C	\$ 49	6, 431	7259	BN	\$ 108	427	845	BN	\$ 108	424
	SS	\$ 75	6, 431	C	\$ 58	427	C	\$ 93	424		
573	C	\$ 115	74, 294, 410	PN	\$ 108	427	847	BN	\$ 137	205, 423	
	PN	\$ 161	74, 410	7331		\$ 24	489, 493, 496, 497	C	\$ 108	167, 205, 423	
574	C	\$ 99	74, 294, 410	7332		\$ 24	489, 493, 496, 497	PN	\$ 137	423	
	PN	\$ 134	74, 410	734	BN	\$ 101	29, 417	865	BN	\$ 97	424
577	C	\$ 84	74, 294, 410	C	\$ 75	29, 417	C	\$ 82	424		
	PN	\$ 115	74, 410	PN	\$ 101	29, 417	867	BN	\$ 126	188, 222, 358, 423	
578	C	\$ 65	74, 294, 410	739	BN	\$ 193	29, 418	C	\$ 97	188, 222, 242, 358, 423	
	PN	\$ 85	74, 410	C	\$ 132	29, 418	PN	\$ 126	188, 242, 423		
579	C	\$ 57	74, 294, 410	PN	\$ 193	29, 418	870	BN	\$ 65	263, 423	
	PN	\$ 72	74, 410	744	BN	\$ 174	118, 337, 419	C	\$ 40	263, 380, 423	
583	BN	\$ 180	95, 413	C	\$ 115	118, 149, 337, 419	PN	\$ 65	263, 423		
	C	\$ 119	95, 413	747	BN	\$ 54	96, 263, 418	BN	\$ 82	424	
	PN	\$ 180	95, 413	C	\$ 32	96, 263, 418	C	\$ 46	380, 424		
				PN	\$ 54	96, 263, 418					

NUMERICAL INDEX

PRODUCT CODE	COLOR	USD PRICE	PAGE	PRODUCT CODE	COLOR	USD PRICE	PAGE	PRODUCT CODE	COLOR	USD PRICE	PAGE	
885	BN	\$ 182	118, 337, 423	AS00	BN	\$ 616	78, 462	ATOP39	BN	\$ 2510	266	
	C	\$ 141	118, 337, 423		BN-05	\$ 626	462		BN-EX	\$ 2510	266	
	PN	\$ 182	118, 423		BN-10	\$ 626	462		BN-SPEX	\$ 2510	266	
890	C	\$ 49	423		C	\$ 457	78, 462		C	\$ 1746	266	
	891	BN	\$ 76		337, 424	C-05	\$ 469		462	C-EX	\$ 1746	266
C		\$ 60	337, 424		C-10	\$ 469	462		C-SPEX	\$ 1746	266	
PN		\$ 76	424		PN	\$ 616	78, 462		PN	\$ 2510	266	
913		\$ 262	498		PN-05	\$ 626	462		PN-EX	\$ 2510	266	
914		\$ 316	495, 498		PN-10	\$ 626	462		PN-SPEX	\$ 2510	266	
915		\$ 316	495, 498		AS01	BN	\$ 654		78, 462	ATOP44	BN	\$ 588
923		\$ 262	498	BN-05		\$ 665	462	BN-EX	\$ 588		469	
924		\$ 262	498	BN-10		\$ 665	462	BN-SPEX	\$ 588		469	
925		\$ 262	498	C		\$ 479	78, 462	C	\$ 512		469	
933		\$ 90	494	C-05		\$ 490	462	C-EX	\$ 512		469	
938		\$ 316	495	C-10		\$ 490	462	C-SPEX	\$ 512		469	
939		\$ 316	495	PN		\$ 654	78, 462	PN	\$ 588		469	
943		\$ 361	495, 498	PN-05		\$ 665	462	PN-EX	\$ 588		469	
944		\$ 316	498	PN-10		\$ 665	462	PN-SPEX	\$ 588		469	
945		\$ 316	498	ASOP00		BN	\$ 612	265, 461	ATOP45		BN	\$ 654
9507		\$ 75	6, 432		BN-10	\$ 622	461	BN-EX		\$ 654	269	
954		\$ 316	498		C	\$ 447	265, 461	BN-SPEX		\$ 654	269	
955		\$ 316	498		C-10	\$ 457	461	C		\$ 562	269	
9580		\$ 1418	381, 382, 383, 384, 385, 435, 487		PN	\$ 612	265, 461	C-EX		\$ 562	269	
				PN-10	\$ 622	461	C-SPEX	\$ 562		269		
9584		\$ 1418	435, 469, 487	ASOP01	BN	\$ 650	265, 461	PN		\$ 654	269	
973		\$ 361	495, 498		BN-10	\$ 660	461	PN-EX		\$ 654	269	
977		\$ 164	497		C	\$ 469	265, 461	PN-SPEX		\$ 654	269	
9976		\$ 60	432		C-10	\$ 479	461	ATOP46		BN	\$ 1128	270
AL01	BN	\$ 697	78, 462		PN	\$ 650	265, 461		C	\$ 982	270	
	BN-05	\$ 709	462	PN-10	\$ 660	461	PN		\$ 1128	270		
	BN-10	\$ 709	462	AT39	BN	\$ 2510	81		ATOP47	BN	\$ 654	472
	C	\$ 496	78, 462		BN-EX	\$ 2510	81			BN-EX	\$ 654	472
	C-05	\$ 508	462		BN-SPEX	\$ 2510	81	BN-SPEX		\$ 654	472	
	C-10	\$ 508	462		C	\$ 1746	81	C		\$ 562	472	
	PN	\$ 697	78, 462		C-EX	\$ 1746	81	C-EX		\$ 562	472	
	PN-05	\$ 709	462		C-SPEX	\$ 1746	81	C-SPEX		\$ 562	472	
	PN-10	\$ 709	462		PN	\$ 2510	81	PN		\$ 654	472	
	ALOP01	BN	\$ 697		265, 461	PN-EX	\$ 2510	81		PN-EX	\$ 654	472
BN-10		\$ 709	461		PN-SPEX	\$ 2510	81	PN-SPEX		\$ 654	472	
C		\$ 512	265, 461		ATOP23	BN	\$ 588	268		ATOP51	BN	\$ 410
C-10		\$ 523	461	BN-EX		\$ 588	268	BN-EX	\$ 410		267	
PN		\$ 697	265, 461	BN-SPEX		\$ 588	268	BN-SPEX	\$ 410		267	
PN-10	\$ 709	461	C	\$ 512		268	C	\$ 327	267			
			C-EX	\$ 512		268	C-EX	\$ 327	267			
			C-SPEX	\$ 512		268	C-SPEX	\$ 327	267			
			PN	\$ 588		268	PN	\$ 410	267			
			PN-EX	\$ 588		268	PN-EX	\$ 410	267			
			PN-SPEX	\$ 588		268	PN-SPEX	\$ 410	267			

NUMERICAL INDEX

PRODUCT CODE	COLOR	USD PRICE	PAGE	PRODUCT CODE	COLOR	USD PRICE	PAGE	PRODUCT CODE	COLOR	USD PRICE	PAGE
ATOP80	BN	\$ 338	97, 279, 420	B0601	C	\$ 315	3, 465	BSOP01	C	\$ 475	7, 463
	C	\$ 250	97, 279, 420		C-10	\$ 327	465		C-10	\$ 486	463
	PN	\$ 338	97, 279, 420		C-15	\$ 327	465	CL01	BN	\$ 490	339, 459
ATOP83	BN	\$ 1266	270		SS	\$ 457	3, 465		BN-05	\$ 502	459
	C	\$ 1091	270		SS-10	\$ 469	465		BN-10	\$ 502	459
	PN	\$ 1266	270		SS-15	\$ 469	465		C	\$ 348	339, 459
ATOP88	BN	\$ 1128	475	B0701	C	\$ 229	3, 465		C-05	\$ 359	459
	C	\$ 982	475		C-10	\$ 239	465	C-10	\$ 359	459	
	PN	\$ 1128	475		SS	\$ 327	3, 465	CS00	BN	\$ 332	339, 459
AZ101	C	\$ 327	1, 464		SS-10	\$ 338	465		BN-05	\$ 343	459
	C-10	\$ 338	464	BQ80	BN	\$ 163	422		BN-10	\$ 343	459
	C-15	\$ 338	464		C	\$ 119	422		C	\$ 229	339, 459
	SS	\$ 436	1, 464	BR100L	BN	\$ 1124	4, 466		C-05	\$ 239	459
	SS-10	\$ 447	464		BN-10	\$ 1134	466	C-10	\$ 239	459	
SS-15	\$ 447	464	BN-15		\$ 1134	466	CS01	BN	\$ 370	339, 459	
BI201	C	\$ 632	3, 465		C	\$ 785		4, 466	BN-05	\$ 381	459
	C-10	\$ 643	465		C-10	\$ 796		466	BN-10	\$ 381	459
	C-15	\$ 643	465	C-15	\$ 796	466		C	\$ 250	339, 459	
	CBK	\$ 660	3, 465	BR100+	BN	\$ 1124		4, 466	C-05	\$ 261	459
	CBK-10	\$ 672	465		BN-10	\$ 1134	466	C-10	\$ 261	459	
	CBK-15	\$ 672	465		BN-15	\$ 1134	466	CS06	BN	\$ 818	341
	SSBK	\$ 861	3, 465		C	\$ 785	4, 466		C	\$ 599	341
	SSBK-15	\$ 872	465		C-10	\$ 796	466	CS10	BN	\$ 872	340
	BI201SS	SSBK-10	\$ 872	465	C-15	\$ 796	466		BN-EX	\$ 872	340
		BLOP01	C	\$ 588	7, 463	BR100X	BN		\$ 1124	4, 466	BN-SPEX
C-10	\$ 599		463	BN-10	\$ 1134		466		C	\$ 621	340
BM01	C	\$ 315	339, 459	BN-15	\$ 1134		466		C-EX	\$ 621	340
	C-05	\$ 327	459	C	\$ 785		4, 466	C-SPEX	\$ 621	340	
	C-10	\$ 327	459	C-10	\$ 796		466	CS16	BN	\$ 942	340
BM80	BN	\$ 163	422	C-15	\$ 796	466	BN-EX		\$ 942	340	
	C	\$ 119	422	BR400L	BN	\$ 1309	4, 466		BN-SPEX	\$ 942	340
	PN	\$ 163	422		BN-10	\$ 1320	466		C	\$ 691	340
BO201	C	\$ 529	3, 465		BN-15	\$ 1320	466		C-EX	\$ 691	340
	C-10	\$ 541	465		C	\$ 938	4, 466	C-SPEX	\$ 691	340	
	C-15	\$ 541	465		C-10	\$ 949	466	CS39	BN	\$ 1746	342
	SS	\$ 724	3, 465	C-15	\$ 949	466	BN-EX		\$ 1746	342	
	SS-10	\$ 734	465	BR400+	BN	\$ 1309	4, 466		BN-SPEX	\$ 1746	342
SS-15	\$ 734	465	BN-10		\$ 1320	466	C		\$ 1309	342	
B0501	C	\$ 305	3, 465		BN-15	\$ 1320	466		C-EX	\$ 1309	342
	C-10	\$ 315	465		C	\$ 938	4, 466	C-SPEX	\$ 1309	342	
	C-15	\$ 315	465		C-10	\$ 949	466	CSTM20	BN	\$ 194	346
	SS	\$ 432	3, 465	C-15	\$ 949	466	C		\$ 151	346	
	SS-10	\$ 442	465	BR400X	BN	\$ 1309	4, 466	CSTM23	BN	\$ 545	344
SS-15	\$ 442	465	BN-10		\$ 1320	466	BN-EX		\$ 545	344	
			BN-15		\$ 1320	466	BN-SPEX		\$ 545	344	
			C		\$ 938	4, 466	C		\$ 479	344	
			C-10		\$ 949	466	C-EX		\$ 479	344	
			C-15	\$ 949	466	C-SPEX	\$ 479	344			

NUMERICAL INDEX

PRODUCT CODE	COLOR	USD PRICE	PAGE	PRODUCT CODE	COLOR	USD PRICE	PAGE	PRODUCT CODE	COLOR	USD PRICE	PAGE			
CSTM44	BN	\$ 545	469	DB150	BN	\$ 49	425	ED03+	BN	\$ 683	297, 458			
	BN-EX	\$ 545	469		C	\$ 32	425		BN-05	\$ 693	458			
	BN-SPEX	\$ 545	469		PN	\$ 49	425		BN-10	\$ 693	458			
	C	\$ 479	469	DB160	BK	\$ 75	425		C	\$ 556	297, 458			
	C-EX	\$ 479	469		BN	\$ 63	425		C-05	\$ 567	458			
	C-SPEX	\$ 479	469		C	\$ 42	425		C-10	\$ 567	458			
CSTM45	BN	\$ 599	345		PN	\$ 63	425		PN	\$ 683	297, 458			
	BN-EX	\$ 599	345	DB170	BN	\$ 63	425		PN-05	\$ 693	458			
	BN-SPEX	\$ 599	345		C	\$ 46	425		PN-10	\$ 693	458			
	C	\$ 529	345		PN	\$ 63	425		ED05L	BN	\$ 683	299		
	C-EX	\$ 529	345	C	\$ 75	426	C	\$ 556		299				
	C-SPEX	\$ 529	345	DL140	BN	\$ 49	426	PN		\$ 683	299			
CSTM46	BN	\$ 1079	346	DL150	C	\$ 32	426	ED05+	BN	\$ 683	299			
	C	\$ 938	346	DL160	BK	\$ 75	426		C	\$ 556	299			
CSTM47	BN	\$ 599	472		BN	\$ 63	426		PN	\$ 683	299	ED06L	BN	\$ 818
	BN-EX	\$ 599	472		C	\$ 42	426	C	\$ 599	299				
	BN-SPEX	\$ 599	472	DL170	BN	\$ 115	426	PN	\$ 818	299				
	C	\$ 529	472		C	\$ 79	426	ED06+	BN	\$ 818	299			
	C-EX	\$ 529	472		PN	\$ 115	426		C	\$ 599	299			
CSTM51	C-SPEX	\$ 529	472	D0170	BN	\$ 50	426	ED08L	BN	\$ 529	297, 458			
	BN	\$ 399	343		C	\$ 30	426		BN-05	\$ 540	458			
	BN-EX	\$ 399	343	ED00	BN	\$ 376	297, 458		BN-10	\$ 540	458			
	BN-SPEX	\$ 399	343		BN-05	\$ 386	458		C	\$ 423	297, 458			
	C	\$ 311	343		BN-10	\$ 386	458		C-05	\$ 434	458			
	C-EX	\$ 311	343		C	\$ 250	297, 458		C-10	\$ 434	458			
C-SPEX	\$ 311	343	C-05		\$ 261	458	PN		\$ 529	297, 458				
CSTM57	C	\$ 763	349		C-10	\$ 261	458		PN-05	\$ 540	458			
	CSTM77	C	\$ 239		348, 427	PN	\$ 376		297, 458	PN-10	\$ 540	458		
CSTM81		C	\$ 359		348, 427	PN-05	\$ 386		458	ED08+	BN	\$ 529	297, 458	
	CSTM83	BN	\$ 1189		346	PN-10	\$ 386	458	BN-05		\$ 540	458		
CSTM88		C	\$ 1048		346	ED01	BN	\$ 414	297, 458		BN-10	\$ 540	458	
	BN	\$ 1079	475	BN-05	\$ 424		458	C	\$ 423		297, 458			
CSTQ57	C	\$ 938	475	C	\$ 272		297, 458	C-05	\$ 434		458			
	C	\$ 763	349	C-05	\$ 283		458	C-10	\$ 434		458			
CY101	C	\$ 643	2, 465	C-10	\$ 283		458	PN	\$ 529		297, 458			
	C-10	\$ 654	465	PN	\$ 414		297, 458	PN-05	\$ 540		458			
	C-15	\$ 654	465	PN-05	\$ 424		458	PN-10	\$ 540		458			
	SS	\$ 817	2, 465	PN-10	\$ 424		458	ED09L	BN		\$ 927	300		
	SS-10	\$ 827	465	BN	\$ 683		297, 458		C	\$ 763	300			
	SS-15	\$ 827	465	BN-05	\$ 693		458		PN	\$ 927	300			
CY601	C	\$ 618	2, 465	BN-10	\$ 693	458	ED09+	BN	\$ 927	300				
	C-10	\$ 629	465	C	\$ 556	297, 458		C	\$ 763	300				
	C-15	\$ 629	465	C-05	\$ 567	458		PN	\$ 927	300				
	SS	\$ 817	2, 465	C-10	\$ 567	458		DB140	C	\$ 75	425			
	SS-10	\$ 827	465	PN	\$ 683	297, 458			BN	\$ 545	469			
	SS-15	\$ 827	465	PN-05	\$ 693	458			BN-EX	\$ 545	469			
BN	\$ 545	469	PN-10	\$ 693	458	BN-SPEX	\$ 545		469					

NUMERICAL INDEX

PRODUCT CODE	COLOR	USD PRICE	PAGE	PRODUCT CODE	COLOR	USD PRICE	PAGE	PRODUCT CODE	COLOR	USD PRICE	PAGE
ED10	BN	\$ 742	298	EDTM23	BN	\$ 588	302	EDTM46	BN	\$ 1128	306
	BN-EX	\$ 742	298		BN-EX	\$ 588	302		C	\$ 982	306
	BN-SPEX	\$ 742	298		BN-SPEX	\$ 588	302		PN	\$ 1128	306
	C	\$ 545	298		C	\$ 502	302	EDTM46+	BN	\$ 1128	306
	C-EX	\$ 545	298		C-EX	\$ 502	302		C	\$ 982	306
	C-SPEX	\$ 545	298		C-SPEX	\$ 502	302		PN	\$ 1128	306
	PN	\$ 742	298		PN	\$ 588	302	EDTM47	BN	\$ 643	471
	PN-EX	\$ 742	298		PN-EX	\$ 588	302		BN-EX	\$ 643	471
	PN-SPEX	\$ 742	298		PN-SPEX	\$ 588	302		BN-SPEX	\$ 643	471
ED101	C	\$ 578	2, 464	EDTM23+	BN	\$ 588	303		C	\$ 545	471
	C-10	\$ 588	464		BN-EX	\$ 588	303		C-EX	\$ 545	471
	C-15	\$ 588	464		BN-SPEX	\$ 588	303		C-SPEX	\$ 545	471
	SS	\$ 796	2, 464		C	\$ 502	303		PN	\$ 643	471
	SS-10	\$ 806	464		C-EX	\$ 502	303		PN-EX	\$ 643	471
	SS-15	\$ 806	464		C-SPEX	\$ 502	303		PN-SPEX	\$ 643	471
	ED12L	BN	\$ 806		298	PN	\$ 588	303	EDTM47+	BN	\$ 643
C		\$ 611	298		PN-EX	\$ 588	303	BN-EX		\$ 643	471
PN		\$ 806	298		PN-SPEX	\$ 588	303	BN-SPEX		\$ 643	471
ED12+	BN	\$ 806	298	EDTM44	BN	\$ 588	469	C		\$ 545	471
	C	\$ 611	298		BN-EX	\$ 588	469	C-EX		\$ 545	471
	PN	\$ 806	298		BN-SPEX	\$ 588	469	C-SPEX		\$ 545	471
ED16	BN	\$ 872	298		C	\$ 502	469	PN		\$ 643	471
	BN-EX	\$ 872	298		C-EX	\$ 502	469	PN-EX		\$ 643	471
	BN-SPEX	\$ 872	298	C-SPEX	\$ 502	469	PN-SPEX	\$ 643		471	
	C	\$ 676	298	EDTM44+	BN	\$ 588	469	EDTM51	BN	\$ 399	301
	C-EX	\$ 676	298		BN-EX	\$ 588	469		BN-EX	\$ 399	301
	C-SPEX	\$ 676	298		BN-SPEX	\$ 588	469		BN-SPEX	\$ 399	301
	PN	\$ 872	298		C	\$ 502	469		C	\$ 311	301
	PN-EX	\$ 872	298		C-EX	\$ 502	469		C-EX	\$ 311	301
	PN-SPEX	\$ 872	298	C-SPEX	\$ 502	469	C-SPEX		\$ 311	301	
ED601	C	\$ 556	2, 464	EDTM45	BN	\$ 643	304		PN	\$ 399	301
	C-10	\$ 567	464		BN-EX	\$ 643	304		PN-EX	\$ 399	301
	C-15	\$ 567	464		BN-SPEX	\$ 643	304		PN-SPEX	\$ 399	301
	SS	\$ 763	2, 464		C	\$ 545	304	EDTM83	BN	\$ 1266	307
	SS-10	\$ 775	464		C-EX	\$ 545	304		C	\$ 1091	307
	SS-15	\$ 775	464		C-SPEX	\$ 545	304		EDTM83+	BN	\$ 1266
	ED701	C	\$ 229		2, 464	PN	\$ 643	304		C	\$ 1091
C-10		\$ 239	464		PN-EX	\$ 643	304	EDTM88	BN	\$ 1128	474
SS		\$ 338	2, 464		PN-SPEX	\$ 643	304		C	\$ 982	474
SS-10		\$ 348	464	EDTM45+	BN	\$ 643	305		PN	\$ 1128	474
ED80		BN	\$ 206		316, 422	BN-EX	\$ 643	305	EDTM88+	BN	\$ 1128
	C	\$ 150	316, 422		BN-SPEX	\$ 643	305	C		\$ 982	474
	PN	\$ 206	316, 422		C	\$ 545	305	PN		\$ 1128	474
EDTM20L	BN	\$ 194	307		C-EX	\$ 545	305	EFO	BN	\$ 96	57, 442
	C	\$ 151	307		C-SPEX	\$ 545	305		C	\$ 67	57, 442
EDTM20+	BN	\$ 194	307		PN	\$ 643	305		PN	\$ 96	57, 442
	C	\$ 151	307		PN-EX	\$ 643	305				
					PN-SPEX	\$ 643	305				

NUMERICAL INDEX

PRODUCT CODE	COLOR	USD PRICE	PAGE	PRODUCT CODE	COLOR	USD PRICE	PAGE	PRODUCT CODE	COLOR	USD PRICE	PAGE		
EF03L	BN	\$ 1097	47, 455	EF12L	BN	\$ 1751	48	EF5	BN	\$ 210	57, 442		
	BN-05	\$ 1108	455		C	\$ 1342	48		C	\$ 147	57, 442		
	BN-10	\$ 1108	455		PN	\$ 1751	48		PN	\$ 210	57, 442		
	C	\$ 887	47, 455	EF12+	BN	\$ 1751	48	EF51	BN	\$ 496	49		
	C-05	\$ 897	455		C	\$ 1342	48		BN-EX	\$ 496	49		
	C-10	\$ 897	455		PN	\$ 1751	48		BN-SPEX	\$ 496	49		
	PN	\$ 1097	47, 455	EF20L	C	\$ 290	52		C	\$ 381	49		
	PN-05	\$ 1108	455	EF20+	C	\$ 290	52		C-EX	\$ 381	49		
	PN-10	\$ 1108	455	EF23	BN	\$ 677	50		C-SPEX	\$ 381	49		
	EF03+	BN	\$ 1097		47, 455	BN-EX	\$ 677		50	PN	\$ 496	49	
BN-05		\$ 1108	455		BN-SPEX	\$ 677	50		PN-EX	\$ 496	49		
BN-10		\$ 1108	455		C	\$ 583	50	PN-SPEX	\$ 496	49			
C		\$ 887	47, 455		C-EX	\$ 583	50	EF7	BN	\$ 161	57, 442		
C-05		\$ 897	455		C-SPEX	\$ 583	50		C	\$ 106	57, 442		
C-10		\$ 897	455		PN	\$ 677	50		PN	\$ 161	57, 442		
PN		\$ 1097	47, 455		PN-EX	\$ 677	50	EF80	BN	\$ 303	60, 421		
PN-05		\$ 1108	455	PN-SPEX	\$ 677	50	C		\$ 233	60, 421			
PN-10		\$ 1108	455	EF3	BN	\$ 156	57, 442		PN	\$ 303	60, 421		
EF05L		BN	\$ 1097		48	C	\$ 106	57, 442	EF83	BN	\$ 1418	52	
	C	\$ 887	48		PN	\$ 156	57, 442	C		\$ 1233	52		
	PN	\$ 1097	48	EF44	BN	\$ 677	468	PN		\$ 1418	52		
	EF05+	BN	\$ 1097		48	BN-EX	\$ 677	468	EF88	BN	\$ 1255	474	
		C	\$ 887		48	BN-SPEX	\$ 677	468		C	\$ 1091	474	
		PN	\$ 1097		48	C	\$ 583	468		PN	\$ 1255	474	
		EF08L	BN		\$ 1110	48, 455	C-EX	\$ 583	468	EL01	BN	\$ 947	47, 455
			BN-05		\$ 1121	455	C-SPEX	\$ 583	468		BN-05	\$ 958	455
			BN-10		\$ 1121	455	PN	\$ 677	468		BN-10	\$ 958	455
			C		\$ 866	48, 455	PN-EX	\$ 677	468		C	\$ 684	47, 455
C-05			\$ 877	455	PN-SPEX	\$ 677	468	C-05	\$ 694		455		
C-10			\$ 877	455	EF45	BN	\$ 734	51	C-10		\$ 694	455	
PN			\$ 1110	48, 455		BN-EX	\$ 734	51	PN		\$ 947	47, 455	
PN-05	\$ 1121		455	BN-SPEX		\$ 734	51	PN-05	\$ 958		455		
PN-10	\$ 1121		455	C		\$ 630	51	PN-10	\$ 958		455		
EF08+	BN		\$ 1110	48, 455		C-EX	\$ 630	51	EQ08		C	\$ 476	281, 454
	BN-05	\$ 1121	455	C-SPEX		\$ 630	51	C-05		\$ 487	454		
	BN-10	\$ 1121	455	PN		\$ 734	51	C-10		\$ 487	454		
	C	\$ 866	48, 455	PN-EX		\$ 734	51	EQ10	C	\$ 654	282		
	C-05	\$ 877	455	PN-SPEX	\$ 734	51	C-EX		\$ 654	282			
	C-10	\$ 877	455	EF46	BN	\$ 1255	52		C-SPEX	\$ 654	282		
	PN	\$ 1110	48, 455		C	\$ 1091	52	EQ11	C	\$ 436	281, 454		
	PN-05	\$ 1121	455		PN	\$ 1255	52		C-05	\$ 447	454		
	PN-10	\$ 1121	455	EF47	BN	\$ 734	471		C-10	\$ 447	454		
	EF09L	BN	\$ 1221		48	BN-EX	\$ 734	471	EQ16	C	\$ 720	282	
C		\$ 1003	48		BN-SPEX	\$ 734	471	C-EX		\$ 720	282		
PN		\$ 1221	48		C	\$ 630	471	C-SPEX		\$ 720	282		
EF09+	BN	\$ 1221	48		C-EX	\$ 630	471	EQ21	C	\$ 1048	283		
	C	\$ 1003	48	C-SPEX	\$ 630	471							
	PN	\$ 1221	48										

NUMERICAL INDEX

PRODUCT CODE	COLOR	USD PRICE	PAGE
EQ23	C	\$ 502	285
	C-EX	\$ 502	285
	C-SPEX	\$ 502	285
EQ39	C	\$ 1637	283
	C-EX	\$ 1637	283
	C-SPEX	\$ 1637	283
EQ44	C	\$ 502	468
	C-EX	\$ 502	468
	C-SPEX	\$ 502	468
EQ45	C	\$ 545	286
	C-EX	\$ 545	286
	C-SPEX	\$ 545	286
EQ46	C	\$ 982	287
EQ47	C	\$ 545	471
	C-EX	\$ 545	471
	C-SPEX	\$ 545	471
EQ51	C	\$ 311	284
	C-EX	\$ 311	284
	C-SPEX	\$ 311	284
	C	\$ 217	295, 422
EQ80	C	\$ 217	295, 422
EQ83	C	\$ 1091	287
EQ88	C	\$ 982	474
EQL01	C	\$ 436	281, 454
	C-05	\$ 447	454
	C-10	\$ 447	454
EQS00	C	\$ 305	281, 454
	C-05	\$ 315	454
	C-10	\$ 315	454
EQS01	C	\$ 327	281, 454
	C-05	\$ 338	454
	C-10	\$ 338	454
	C	\$ 661	47, 455
ES00	BN	\$ 661	47, 455
	BN-05	\$ 673	455
	BN-10	\$ 673	455
	C	\$ 479	47, 455
	C-05	\$ 490	455
	C-10	\$ 490	455
	PN	\$ 661	47, 455
	PN-05	\$ 673	455
	PN-10	\$ 673	455

PRODUCT CODE	COLOR	USD PRICE	PAGE	
ES01	BN	\$ 699	47, 455	
	BN-05	\$ 711	455	
	BN-10	\$ 711	455	
	C	\$ 502	47, 455	
	C-05	\$ 512	455	
	C-10	\$ 512	455	
	PN	\$ 699	47, 455	
	PN-05	\$ 711	455	
	PN-10	\$ 711	455	
	EXT77	C	\$ 62	348, 427
EXTTU33	BN	\$ 91	80, 172, 209, 245, 299, 341, 433	
	C	\$ 78	80, 172, 209, 224, 245, 299, 341, 433	
FI08L	BN	\$ 567	243, 461	
	BN-05	\$ 578	461	
	BN-10	\$ 578	461	
	C	\$ 444	243, 461	
	C-05	\$ 455	461	
	C-10	\$ 455	461	
	FI08+	BN	\$ 567	243, 461
FI08+	BN-05	\$ 578	461	
	BN-10	\$ 578	461	
	C	\$ 444	243, 461	
	C-05	\$ 455	461	
	C-10	\$ 455	461	
	FI12L	BN	\$ 922	244
	C	\$ 665	244	
FI12+	BN	\$ 922	244	
C	\$ 665	244		
F0101	C	\$ 611	1, 466	
	C-10	\$ 621	466	
	C-15	\$ 621	466	
	SS	\$ 818	1, 466	
	SS-10	\$ 829	466	
	SS-15	\$ 829	466	
	FR08	BN	\$ 593	151, 456
BN-05		\$ 604	456	
BN-10		\$ 604	456	
C		\$ 476	151, 456	
C-05		\$ 487	456	
C-10		\$ 487	456	
FRL01		BN	\$ 578	151, 456
	BN-05	\$ 589	456	
	BN-10	\$ 589	456	
	C	\$ 469	151, 456	
	C-05	\$ 480	456	
	C-10	\$ 480	456	

PRODUCT CODE	COLOR	USD PRICE	PAGE
FRS00	BN	\$ 382	151, 456
	BN-05	\$ 393	456
	BN-10	\$ 393	456
	C	\$ 305	151, 456
	C-05	\$ 315	456
	C-10	\$ 315	456
FRS01	BN	\$ 403	151, 456
	BN-05	\$ 414	456
	BN-10	\$ 414	456
	C	\$ 327	151, 456
	C-05	\$ 338	456
	C-10	\$ 338	456
GL01	C	\$ 403	359, 461
	C-05	\$ 414	461
	C-10	\$ 414	461
GN06L	BN	\$ 818	245
	C	\$ 599	245
	CW	\$ 599	245
	PN	\$ 818	245
GN06+	BN	\$ 818	245
	C	\$ 599	245
	PN	\$ 818	245
GN08L	BN	\$ 610	243, 461
	BN-05	\$ 620	461
	BN-10	\$ 620	461
	C	\$ 487	243, 461
	C-05	\$ 497	461
	C-10	\$ 497	461
	CW	\$ 487	243, 461
	CW-05	\$ 497	461
	CW-10	\$ 497	461
PN	\$ 610	243, 461	
GN08+	BN	\$ 610	243, 461
	BN-05	\$ 620	461
	BN-10	\$ 620	461
	C	\$ 487	243, 461
	C-05	\$ 497	461
	C-10	\$ 497	461
	PN	\$ 610	243, 461
	PN-05	\$ 620	461
	PN-10	\$ 620	461
	GN09L	C	\$ 763
PN	\$ 927	246	
GN09+	C	\$ 763	246
	PN	\$ 927	246

NUMERICAL INDEX

PRODUCT CODE	COLOR	USD PRICE	PAGE	PRODUCT CODE	COLOR	USD PRICE	PAGE	PRODUCT CODE	COLOR	USD PRICE	PAGE	
GN12L	BN	\$ 982	244	GS11	C	\$ 387	359, 461	HU6	BN	\$ 310	259, 313, 447	
	C	\$ 748	244		C-05	\$ 399	461		C	\$ 235	259, 313, 447	
	CW	\$ 748	244		C-10	\$ 399	461		PN	\$ 310	259, 313, 447	
	PN	\$ 982	244	GS16	C	\$ 653	360	HU7	BN	\$ 108	259, 313, 447	
GN12+	BN	\$ 982	244		C-EX	\$ 653	360		C	\$ 82	259, 313, 447	
	C	\$ 748	244		C-SPEX	\$ 653	360		PN	\$ 108	259, 313, 447	
	PN	\$ 982	244	GS21	C	\$ 927	360	KS0	BN	\$ 85	201, 333, 445	
GN44	BN	\$ 588	469		GS23	C	\$ 479		364	C	\$ 61	163, 201, 333, 445
	BN-EX	\$ 588	469			C-EX	\$ 479		364	KS3	BN	\$ 115
	BN-SPEX	\$ 588	469	C-SPEX		\$ 479	364	C	\$ 84		163, 201, 333, 445	
	C	\$ 512	469	GS29	C	\$ 687	361	KS5	BN	\$ 205	201, 333, 445	
	C-EX	\$ 512	469		GS39	C	\$ 1145		361	C	\$ 157	163, 201, 333, 445
	C-SPEX	\$ 512	469			GS44	C-EX	\$ 1145	361	KS6	BN	\$ 314
GN44+	BN	\$ 588	469	C	\$ 479		469	C	\$ 241		163, 201, 333, 445	
	BN-EX	\$ 588	469	C-EX	\$ 479		469	KS7	BN		\$ 115	201, 333, 445
	BN-SPEX	\$ 588	469	C-SPEX	\$ 479	469	C		\$ 88	163, 201, 333, 445		
	C	\$ 512	469	GS45	C	\$ 529	366		KS9	BN	\$ 436	201, 333, 445
	C-EX	\$ 512	469		C-EX	\$ 529	366	C		\$ 327	163, 201, 333, 445	
	C-SPEX	\$ 512	469		C-SPEX	\$ 529	366	MA06L		BN	\$ 785	244
GN47	BN	\$ 664	472	GS46	C	\$ 938	368		C	\$ 574	244	
	BN-EX	\$ 654	472		GS47	C	\$ 529		472	MA06+	BN	\$ 785
	BN-SPEX	\$ 654	472			C-EX	\$ 529	472	C		\$ 574	244
	C	\$ 562	472	C-SPEX		\$ 529	472	MA08L	BN		\$ 567	243, 461
	C-EX	\$ 562	472	GS51	C	\$ 311	362		BN-05	\$ 578	461	
C-SPEX	\$ 562	472	C-EX		\$ 311	362	BN-10		\$ 578	461		
GN47+	BN	\$ 654	472		C-SPEX	\$ 311	362		C	\$ 444	243, 461	
	BN-EX	\$ 654	472	GS71	C	\$ 217	363		C-05	\$ 455	461	
	BN-SPEX	\$ 654	472		C-EX	\$ 217	363		C-10	\$ 455	461	
	C	\$ 562	472		C-SPEX	\$ 217	363	MA08+	BN	\$ 567	243, 461	
	C-EX	\$ 562	472	GS83	C	\$ 1048	368		BN-05	\$ 578	461	
C-SPEX	\$ 562	472	GS88		C	\$ 938	475		BN-10	\$ 578	461	
GN88	BN	\$ 1128			475	GS93	C		\$ 405	365	C	\$ 444
	C	\$ 982		475	C-EX		\$ 405		365	C-05	\$ 455	461
	PN	\$ 1128	475	C-SPEX	\$ 405		365		MA09L	BN	\$ 927	246
GN88+	BN	\$ 1128	475	GS95	C	\$ 451	367	C		\$ 763	246	
	C	\$ 926	475		C-EX	\$ 451	367	MA09+		BN	\$ 927	246
	PN	\$ 1128	475		C-SPEX	\$ 451	367			C	\$ 763	246
GS00	C	\$ 261	359, 461	HU0	BN	\$ 97	259, 313, 447			MM0	BK	\$ 129
	C-05	\$ 272	461		C	\$ 71	259, 313, 447	BN			\$ 110	26, 439
	C-10	\$ 272	461		PN	\$ 97	259, 313, 447	C	\$ 80		26, 439	
GS01	C	\$ 283	359, 461	HU3	BN	\$ 161	259, 313, 447	PN	\$ 110	26, 439		
	C-05	\$ 294	461		C	\$ 124	259, 313, 447	MM3	BK	\$ 222	26, 439	
	C-10	\$ 294	461		PN	\$ 161	259, 313, 447		BN	\$ 182	26, 439	
GS10	C	\$ 583	360	HU5	BN	\$ 206	259, 313, 447		C	\$ 139	26, 439	
	C-EX	\$ 583	360		C	\$ 151	259, 313, 447	PN	\$ 182	26, 439		
	C-SPEX	\$ 583	360		PN	\$ 206	259, 313, 447					

NUMERICAL INDEX

PRODUCT CODE	COLOR	USD PRICE	PAGE
MM5	BK	\$ 275	26, 439
	BN	\$ 234	26, 439
	C	\$ 172	26, 439
	PN	\$ 234	26, 439
MM6	BK	\$ 421	26, 439
	BN	\$ 350	26, 439
	C	\$ 265	26, 439
	PN	\$ 350	26, 439
MM7	BK	\$ 147	26, 439
	BN	\$ 123	26, 439
	C	\$ 92	26, 439
	PN	\$ 123	26, 439
MMRD08J	BK	\$ 1118	12, 453
	BK-05	\$ 1129	453
	BK-10	\$ 1129	453
	BN	\$ 1025	12, 453
	BN-05	\$ 1036	453
	BN-10	\$ 1036	453
	BNBK	\$ 1025	12, 453
	BNBK-05	\$ 1036	453
	BNBK-10	\$ 1036	453
	C	\$ 799	12, 453
	C-05	\$ 809	453
	C-10	\$ 809	453
	CBK	\$ 799	12, 453
	CBK-05	\$ 809	453
	CBK-10	\$ 809	453
	PN	\$ 1025	12, 453
	PN-05	\$ 1036	453
	PN-10	\$ 1036	453
	PNBK	\$ 1025	12, 453
	PNBK-05	\$ 1036	453
PNBK-10	\$ 1036	453	

PRODUCT CODE	COLOR	USD PRICE	PAGE
MMRD08L	BK	\$ 1118	12, 453
	BK-05	\$ 1129	453
	BK-10	\$ 1129	453
	BN	\$ 1025	12, 453
	BN-05	\$ 1036	453
	BN-10	\$ 1036	453
	BNBK	\$ 1025	12, 453
	BNBK-05	\$ 1036	453
	BNBK-10	\$ 1036	453
	C	\$ 799	12, 453
	C-05	\$ 809	453
	C-10	\$ 809	453
	CBK	\$ 799	12, 453
	CBK-05	\$ 809	453
	CBK-10	\$ 809	453
	PN	\$ 1025	12, 453
	PN-05	\$ 1036	453
	PN-10	\$ 1036	453
	PNBK	\$ 1025	12, 453
	PNBK-05	\$ 1036	453
PNBK-10	\$ 1036	453	
MMRD08+	BK	\$ 1118	12, 453
	BK-05	\$ 1129	453
	BK-10	\$ 1129	453
	BN	\$ 1025	12, 453
	BN-05	\$ 1036	453
	BN-10	\$ 1036	453
	BNBK	\$ 1025	12, 453
	BNBK-05	\$ 1036	453
	BNBK-10	\$ 1036	453
	C	\$ 799	12, 453
	C-05	\$ 809	453
	C-10	\$ 809	453
	CBK	\$ 799	12, 453
	CBK-05	\$ 809	453
	CBK-10	\$ 809	453
	PN	\$ 1025	12, 453
	PN-05	\$ 1036	453
	PN-10	\$ 1036	453
	PNBK	\$ 1025	12, 453
	PNBK-05	\$ 1036	453
PNBK-10	\$ 1036	453	

PRODUCT CODE	COLOR	USD PRICE	PAGE
MMRD08X	BK	\$ 1118	12, 453
	BK-05	\$ 1129	453
	BK-10	\$ 1129	453
	BN	\$ 1025	12, 453
	BN-05	\$ 1036	453
	BN-10	\$ 1036	453
	BNBK	\$ 1025	12, 453
	BNBK-05	\$ 1036	453
	BNBK-10	\$ 1036	453
	C	\$ 799	12, 453
	C-05	\$ 809	453
	C-10	\$ 809	453
	CBK	\$ 799	12, 453
	CBK-05	\$ 809	453
	CBK-10	\$ 809	453
	PN	\$ 1025	12, 453
	PN-05	\$ 1036	453
	PN-10	\$ 1036	453
	PNBK	\$ 1025	12, 453
	PNBK-05	\$ 1036	453
PNBK-10	\$ 1036	453	
MMRD09J	BN	\$ 1156	13
	BNBK	\$ 1156	13
	C	\$ 1100	13
	CBK	\$ 1100	13
	PN	\$ 1156	13
MMRD09L	BN	\$ 1156	13
	BNBK	\$ 1156	13
	C	\$ 1100	13
	CBK	\$ 1100	13
	PN	\$ 1156	13
MMRD09+	BN	\$ 1156	13
	BNBK	\$ 1156	13
	C	\$ 1100	13
	CBK	\$ 1100	13
	PN	\$ 1156	13
MMRD09X	BN	\$ 1156	13
	BNBK	\$ 1156	13
	C	\$ 1100	13
	CBK	\$ 1100	13
	PN	\$ 1156	13

NUMERICAL INDEX

PRODUCT CODE	COLOR	USD PRICE	PAGE	PRODUCT CODE	COLOR	USD PRICE	PAGE	PRODUCT CODE	COLOR	USD PRICE	PAGE	
MMRD12J	BN	\$ 1681	12	MMRD23L	BN	\$ 695	18	MMRD23X	BN	\$ 695	18	
	BNBK	\$ 1681	12		BN-EX	\$ 695	18		BN-EX	\$ 695	18	
	C	\$ 1320	12		BN-SPEX	\$ 695	18		BN-SPEX	\$ 695	18	
	CBK	\$ 1320	12		BNBK	\$ 695	18		BNBK	\$ 695	18	
	PN	\$ 1681	12		BNBK-EX	\$ 695	18		BNBK-EX	\$ 695	18	
	PNBK	\$ 1681	12		BNBK-SPEX	\$ 695	18		BNBK-SPEX	\$ 695	18	
MMRD12L	BN	\$ 1681	12		C	\$ 594	18		C	\$ 594	18	
	BNBK	\$ 1681	12		C-EX	\$ 594	18		C-EX	\$ 594	18	
	C	\$ 1320	12		C-SPEX	\$ 594	18		C-SPEX	\$ 594	18	
	CBK	\$ 1320	12		CBK	\$ 594	18		CBK	\$ 594	18	
	PN	\$ 1681	12		CBK-EX	\$ 594	18		CBK-EX	\$ 594	18	
	PNBK	\$ 1681	12		CBK-SPEX	\$ 594	18		CBK-SPEX	\$ 594	18	
MMRD12+	BN	\$ 1681	12		PN	\$ 695	18	PN	\$ 695	18		
	BNBK	\$ 1681	12		PN-EX	\$ 695	18	PN-EX	\$ 695	18		
	C	\$ 1320	12		PN-SPEX	\$ 695	18	PN-SPEX	\$ 695	18		
	CBK	\$ 1320	12		PNBK	\$ 695	18	PNBK	\$ 695	18		
	PN	\$ 1681	12		PNBK-EX	\$ 695	18	PNBK-EX	\$ 695	18		
	PNBK	\$ 1681	12		PNBK-SPEX	\$ 695	18	PNBK-SPEX	\$ 695	18		
MMRD12X	BN	\$ 1681	12		MMRD23+	BN	\$ 695	18	MMRD39J	BN	\$ 2663	13
	BNBK	\$ 1681	12			BN-EX	\$ 695	18		BN-EX	\$ 2663	13
	C	\$ 1320	12			BN-SPEX	\$ 695	18		BN-SPEX	\$ 2663	13
	CBK	\$ 1320	12			BNBK	\$ 695	18		BNBK	\$ 2663	13
	PN	\$ 1681	12			BNBK-EX	\$ 695	18		BNBK-EX	\$ 2663	13
	PNBK	\$ 1681	12			BNBK-SPEX	\$ 695	18		BNBK-SPEX	\$ 2663	13
MMRD23J	BN	\$ 695	18	C		\$ 594	18	C		\$ 2049	13	
	BN-EX	\$ 695	18	C-EX		\$ 594	18	C-EX		\$ 2049	13	
	BN-SPEX	\$ 695	18	C-SPEX		\$ 594	18	C-SPEX		\$ 2049	13	
	BNBK	\$ 695	18	CBK		\$ 594	18	CBK		\$ 2049	13	
	BNBK-EX	\$ 695	18	CBK-EX		\$ 594	18	CBK-EX		\$ 2049	13	
	BNBK-SPEX	\$ 695	18	CBK-SPEX		\$ 594	18	CBK-SPEX		\$ 2049	13	
	C	\$ 594	18	PN		\$ 695	18	PN	\$ 2663	13		
	C-EX	\$ 594	18	PN-EX		\$ 695	18	PN-EX	\$ 2663	13		
	C-SPEX	\$ 594	18	PN-SPEX		\$ 695	18	PN-SPEX	\$ 2663	13		
	CBK	\$ 594	18	PNBK		\$ 695	18	PNBK	\$ 2663	13		
	CBK-EX	\$ 594	18	PNBK-EX		\$ 695	18	PNBK-EX	\$ 2663	13		
	CBK-SPEX	\$ 594	18	PNBK-SPEX		\$ 695	18	PNBK-SPEX	\$ 2663	13		
	PN	\$ 695	18									
	PN-EX	\$ 695	18									
	PN-SPEX	\$ 695	18									
	PNBK	\$ 695	18									
	PNBK-EX	\$ 695	18									
	PNBK-SPEX	\$ 695	18									

NUMERICAL INDEX

PRODUCT CODE	COLOR	USD PRICE	PAGE	PRODUCT CODE	COLOR	USD PRICE	PAGE	PRODUCT CODE	COLOR	USD PRICE	PAGE			
MMRD39L	BN	\$ 2663	13	MMRD39X	BN	\$ 2663	13	MMRD44L	BN	\$ 695	468			
	BN-EX	\$ 2663	13		BN-EX	\$ 2663	13		BN-EX	\$ 695	468			
	BN-SPEX	\$ 2663	13		BN-SPEX	\$ 2663	13		BN-SPEX	\$ 695	468			
	BNBK	\$ 2663	13		BNBK	\$ 2663	13		BNBK	\$ 695	468			
	BNBK-EX	\$ 2663	13		BNBK-EX	\$ 2663	13		BNBK-EX	\$ 695	468			
	BNBK-SPEX	\$ 2663	13		BNBK-SPEX	\$ 2663	13		BNBK-SPEX	\$ 695	468			
	C	\$ 2049	13		C	\$ 2049	13		C	\$ 594	468			
	C-EX	\$ 2049	13		C-EX	\$ 2049	13		C-EX	\$ 594	468			
	C-SPEX	\$ 2049	13		C-SPEX	\$ 2049	13		C-SPEX	\$ 594	468			
	CBK	\$ 2049	13		CBK	\$ 2049	13		CBK	\$ 594	468			
	CBK-EX	\$ 2049	13		CBK-EX	\$ 2049	13		CBK-EX	\$ 594	468			
	CBK-SPEX	\$ 2049	13		CBK-SPEX	\$ 2049	13		CBK-SPEX	\$ 594	468			
	PN	\$ 2663	13		PN	\$ 2663	13		PN	\$ 695	468			
	PN-EX	\$ 2663	13		PN-EX	\$ 2663	13		PN-EX	\$ 695	468			
	PN-SPEX	\$ 2663	13		PN-SPEX	\$ 2663	13		PN-SPEX	\$ 695	468			
	PNBK	\$ 2663	13		PNBK	\$ 2663	13		PNBK	\$ 695	468			
	PNBK-EX	\$ 2663	13		PNBK-EX	\$ 2663	13		PNBK-EX	\$ 695	468			
	PNBK-SPEX	\$ 2663	13		PNBK-SPEX	\$ 2663	13		PNBK-SPEX	\$ 695	468			
	MMRD39+	BN	\$ 2663		13	MMRD44J	BN		\$ 695	468	MMRD44+	BN	\$ 695	468
		BN-EX	\$ 2663		13		BN-EX		\$ 695	468		BN-EX	\$ 695	468
BN-SPEX		\$ 2663	13	BN-SPEX	\$ 695		468	BN-SPEX	\$ 695	468				
BNBK		\$ 2663	13	BNBK	\$ 695		468	BNBK	\$ 695	468				
BNBK-EX		\$ 2663	13	BNBK-EX	\$ 695		468	BNBK-EX	\$ 695	468				
BNBK-SPEX		\$ 2663	13	BNBK-SPEX	\$ 695		468	BNBK-SPEX	\$ 695	468				
C		\$ 2049	13	C	\$ 594		468	C	\$ 594	468				
C-EX		\$ 2049	13	C-EX	\$ 594		468	C-EX	\$ 594	468				
C-SPEX		\$ 2049	13	C-SPEX	\$ 594		468	C-SPEX	\$ 594	468				
CBK		\$ 2049	13	CBK	\$ 594		468	CBK	\$ 594	468				
CBK-EX		\$ 2049	13	CBK-EX	\$ 594		468	CBK-EX	\$ 594	468				
CBK-SPEX		\$ 2049	13	CBK-SPEX	\$ 594		468	CBK-SPEX	\$ 594	468				
PN		\$ 2663	13	PN	\$ 695		468	PN	\$ 695	468				
PN-EX		\$ 2663	13	PN-EX	\$ 695		468	PN-EX	\$ 695	468				
PN-SPEX		\$ 2663	13	PN-SPEX	\$ 695		468	PN-SPEX	\$ 695	468				
PNBK		\$ 2663	13	PNBK	\$ 695		468	PNBK	\$ 695	468				
PNBK-EX		\$ 2663	13	PNBK-EX	\$ 695		468	PNBK-EX	\$ 695	468				
PNBK-SPEX		\$ 2663	13	PNBK-SPEX	\$ 695		468	PNBK-SPEX	\$ 695	468				

NUMERICAL INDEX

PRODUCT CODE	COLOR	USD PRICE	PAGE	PRODUCT CODE	COLOR	USD PRICE	PAGE	PRODUCT CODE	COLOR	USD PRICE	PAGE			
MMRD44X	BN	\$ 695	468	MMRD45L	BN	\$ 740	19	MMRD45X	BN	\$ 740	19			
	BN-EX	\$ 695	468		BN-EX	\$ 740	19		BN-EX	\$ 740	19			
	BN-SPEX	\$ 695	468		BN-SPEX	\$ 740	19		BN-SPEX	\$ 740	19			
	BNBK	\$ 695	468		BNBK	\$ 740	19		BNBK	\$ 740	19			
	BNBK-EX	\$ 695	468		BNBK-EX	\$ 740	19		BNBK-EX	\$ 740	19			
	BNBK-SPEX	\$ 695	468		BNBK-SPEX	\$ 740	19		BNBK-SPEX	\$ 740	19			
	C	\$ 594	468		C	\$ 627	19		C	\$ 627	19			
	C-EX	\$ 594	468		C-EX	\$ 627	19		C-EX	\$ 627	19			
	C-SPEX	\$ 594	468		C-SPEX	\$ 627	19		C-SPEX	\$ 627	19			
	CBK	\$ 594	468		CBK	\$ 627	19		CBK	\$ 627	19			
	CBK-EX	\$ 594	468		CBK-EX	\$ 627	19		CBK-EX	\$ 627	19			
	CBK-SPEX	\$ 594	468		CBK-SPEX	\$ 627	19		CBK-SPEX	\$ 627	19			
	PN	\$ 695	468		PN	\$ 740	19		PN	\$ 740	19			
	PN-EX	\$ 695	468		PN-EX	\$ 740	19		PN-EX	\$ 740	19			
	PN-SPEX	\$ 695	468		PN-SPEX	\$ 740	19		PN-SPEX	\$ 740	19			
	PNBK	\$ 695	468		PNBK	\$ 740	19		PNBK	\$ 740	19			
	PNBK-EX	\$ 695	468		PNBK-EX	\$ 740	19		PNBK-EX	\$ 740	19			
	PNBK-SPEX	\$ 695	468		PNBK-SPEX	\$ 740	19		PNBK-SPEX	\$ 740	19			
	MMRD45J	BN	\$ 740		19	MMRD45+	BN		\$ 740	19	MMRD46J	BN	\$ 1290	20
		BN-EX	\$ 740		19		BN-EX		\$ 740	19		BNBK	\$ 1290	20
BN-SPEX		\$ 740	19	BN-SPEX	\$ 740		19	C	\$ 1122	20				
BNBK		\$ 740	19	BNBK	\$ 740		19	CBK	\$ 1122	20				
BNBK-EX		\$ 740	19	BNBK-EX	\$ 740		19	PN	\$ 1290	20				
BNBK-SPEX		\$ 740	19	BNBK-SPEX	\$ 740		19	PNBK	\$ 1290	20				
C		\$ 627	19	C	\$ 627		19	MMRD46L	BN	\$ 1290		20		
C-EX		\$ 627	19	C-EX	\$ 627		19		BNBK	\$ 1290		20		
C-SPEX		\$ 627	19	C-SPEX	\$ 627		19		C	\$ 1122		20		
CBK		\$ 627	19	CBK	\$ 627		19		CBK	\$ 1122		20		
CBK-EX		\$ 627	19	CBK-EX	\$ 627		19		PN	\$ 1290		20		
CBK-SPEX		\$ 627	19	CBK-SPEX	\$ 627		19		PNBK	\$ 1290		20		
PN		\$ 740	19	PN	\$ 740		19	MMRD46+	BN	\$ 1290	20			
PN-EX		\$ 740	19	PN-EX	\$ 740		19		BNBK	\$ 1290	20			
PN-SPEX		\$ 740	19	PN-SPEX	\$ 740		19		C	\$ 1122	20			
PNBK		\$ 740	19	PNBK	\$ 740		19		CBK	\$ 1122	20			
PNBK-EX		\$ 740	19	PNBK-EX	\$ 740		19		PN	\$ 1290	20			
PNBK-SPEX		\$ 740	19	PNBK-SPEX	\$ 740		19		PNBK	\$ 1290	20			
MMRD46X		BN	\$ 1290	20	MMRD46X		BN	\$ 1290	20	BN	\$ 1290	20		
		BNBK	\$ 1290	20			BNBK	\$ 1290	20	BNBK	\$ 1290	20		
	C	\$ 1122	20	C		\$ 1122	20	C	\$ 1122	20				
	CBK	\$ 1122	20	CBK		\$ 1122	20	CBK	\$ 1122	20				
	PN	\$ 1290	20	PN		\$ 1290	20	PN	\$ 1290	20				
	PNBK	\$ 1290	20	PNBK		\$ 1290	20	PNBK	\$ 1290	20				

NUMERICAL INDEX

PRODUCT CODE	COLOR	USD PRICE	PAGE	PRODUCT CODE	COLOR	USD PRICE	PAGE	PRODUCT CODE	COLOR	USD PRICE	PAGE			
MMRD47J	BN	\$ 748	471	MMRD47+	BN	\$ 748	471	MMRD51J	BN	\$ 449	17			
	BN-EX	\$ 748	471		BN-EX	\$ 748	471		BN-EX	\$ 449	17			
	BN-SPEX	\$ 748	471		BN-SPEX	\$ 748	471		BN-SPEX	\$ 449	17			
	BNBK	\$ 748	471		BNBK	\$ 748	471		BNBK	\$ 449	17			
	BNBK-EX	\$ 748	471		BNBK-EX	\$ 748	471		BNBK-EX	\$ 449	17			
	BNBK-SPEX	\$ 748	471		BNBK-SPEX	\$ 748	471		BNBK-SPEX	\$ 449	17			
	C	\$ 634	471		C	\$ 634	471		C	\$ 370	17			
	C-EX	\$ 634	471		C-EX	\$ 634	471		C-EX	\$ 370	17			
	C-SPEX	\$ 634	471		C-SPEX	\$ 634	471		C-SPEX	\$ 370	17			
	CBK	\$ 634	471		CBK	\$ 634	471		CBK	\$ 370	17			
	CBK-EX	\$ 634	471		CBK-EX	\$ 634	471		CBK-EX	\$ 370	17			
	CBK-SPEX	\$ 634	471		CBK-SPEX	\$ 634	471		CBK-SPEX	\$ 370	17			
	PN	\$ 748	471		PN	\$ 748	471		PN	\$ 449	17			
	PN-EX	\$ 748	471		PN-EX	\$ 748	471		PN-EX	\$ 449	17			
	PN-SPEX	\$ 748	471		PN-SPEX	\$ 748	471		PN-SPEX	\$ 449	17			
	PNBK	\$ 748	471		PNBK	\$ 748	471		PNBK	\$ 449	17			
	PNBK-EX	\$ 748	471		PNBK-EX	\$ 748	471		PNBK-EX	\$ 449	17			
	PNBK-SPEX	\$ 748	471		PNBK-SPEX	\$ 748	471		PNBK-SPEX	\$ 449	17			
	MMRD47L	BN	\$ 748		471	MMRD47X	BN		\$ 748	471	MMRD51L	BN	\$ 449	17
		BN-EX	\$ 748		471		BN-EX		\$ 748	471		BN-EX	\$ 449	17
BN-SPEX		\$ 748	471	BN-SPEX	\$ 748		471	BN-SPEX	\$ 449	17				
BNBK		\$ 748	471	BNBK	\$ 748		471	BNBK	\$ 449	17				
BNBK-EX		\$ 748	471	BNBK-EX	\$ 748		471	BNBK-EX	\$ 449	17				
BNBK-SPEX		\$ 748	471	BNBK-SPEX	\$ 748		471	BNBK-SPEX	\$ 449	17				
C		\$ 634	471	C	\$ 634		471	C	\$ 370	17				
C-EX		\$ 634	471	C-EX	\$ 634		471	C-EX	\$ 370	17				
C-SPEX		\$ 634	471	C-SPEX	\$ 634		471	C-SPEX	\$ 370	17				
CBK		\$ 634	471	CBK	\$ 634		471	CBK	\$ 370	17				
CBK-EX		\$ 634	471	CBK-EX	\$ 634		471	CBK-EX	\$ 370	17				
CBK-SPEX		\$ 634	471	CBK-SPEX	\$ 634		471	CBK-SPEX	\$ 370	17				
PN		\$ 748	471	PN	\$ 748		471	PN	\$ 449	17				
PN-EX		\$ 748	471	PN-EX	\$ 748		471	PN-EX	\$ 449	17				
PN-SPEX		\$ 748	471	PN-SPEX	\$ 748		471	PN-SPEX	\$ 449	17				
PNBK		\$ 748	471	PNBK	\$ 748		471	PNBK	\$ 449	17				
PNBK-EX		\$ 748	471	PNBK-EX	\$ 748		471	PNBK-EX	\$ 449	17				
PNBK-SPEX		\$ 748	471	PNBK-SPEX	\$ 748		471	PNBK-SPEX	\$ 449	17				

NUMERICAL INDEX

PRODUCT CODE	COLOR	USD PRICE	PAGE	PRODUCT CODE	COLOR	USD PRICE	PAGE	PRODUCT CODE	COLOR	USD PRICE	PAGE	
MMRD51+	BN	\$ 449	17	MMRD83+	BN	\$ 1440	21	MMRDL01J	BK	\$ 1008	11, 451	
	BN-EX	\$ 449	17		BNBK	\$ 1440	21		BK-05	\$ 1020	451	
	BN-SPEX	\$ 449	17		C	\$ 1272	21		BK-10	\$ 1020	451	
	BNBK	\$ 449	17		CBK	\$ 1272	21		BN	\$ 935	11, 451	
	BNBK-EX	\$ 449	17		PN	\$ 1440	21		BN-05	\$ 947	451	
	BNBK-SPEX	\$ 449	17		PNBK	\$ 1440	21		BN-10	\$ 947	451	
	C	\$ 370	17	MMRD83X	BN	\$ 1440	21		BNBK	\$ 935	11, 451	
	C-EX	\$ 370	17		BNBK	\$ 1440	21		BNBK-05	\$ 947	451	
	C-SPEX	\$ 370	17		C	\$ 1272	21		BNBK-10	\$ 947	451	
	CBK	\$ 370	17		CBK	\$ 1272	21		C	\$ 720	11, 451	
	CBK-EX	\$ 370	17		PN	\$ 1440	21	C-05	\$ 731	451		
	CBK-SPEX	\$ 370	17		PNBK	\$ 1440	21	C-10	\$ 731	451		
	PN	\$ 449	17	MMRD88J	BN	\$ 1305	474	CBK	\$ 720	11, 451		
	PN-EX	\$ 449	17		BNBK	\$ 1305	474	CBK-05	\$ 731	451		
	PN-SPEX	\$ 449	17		C	\$ 1134	474	CBK-10	\$ 731	451		
	PNBK	\$ 449	17		CBK	\$ 1134	474	PN	\$ 935	11, 451		
	PNBK-EX	\$ 449	17		PN	\$ 1305	474	PN-05	\$ 947	451		
	PNBK-SPEX	\$ 449	17		PNBK	\$ 1305	474	PN-10	\$ 947	451		
	MMRD51X	BN	\$ 449	17	MMRD88L	BN	\$ 1305	474	MMRDL01L	BK	\$ 1008	11, 451
		BN-EX	\$ 449	17		BNBK	\$ 1305	474		BK-05	\$ 1031	451
BN-SPEX		\$ 449	17	C		\$ 1134	474	BK-10		\$ 1020	451	
BNBK		\$ 449	17	CBK		\$ 1134	474	BN		\$ 935	11, 451	
BNBK-EX		\$ 449	17	PN		\$ 1305	474	BN-05		\$ 947	451	
BNBK-SPEX		\$ 449	17	PNBK		\$ 1305	474	BN-10		\$ 947	451	
C		\$ 370	17	MMRD88+	BN	\$ 1305	474	BNBK		\$ 935	11, 451	
C-EX		\$ 370	17		BNBK	\$ 1305	474	BNBK-05		\$ 947	451	
C-SPEX		\$ 370	17		C	\$ 1134	474	BNBK-10		\$ 947	451	
CBK		\$ 370	17		CBK	\$ 1134	474	C		\$ 720	11, 451	
CBK-EX		\$ 370	17		PN	\$ 1305	474	C-05	\$ 731	451		
CBK-SPEX		\$ 370	17		PNBK	\$ 1305	474	C-10	\$ 731	451		
PN		\$ 449	17	MMRD88X	BN	\$ 1305	474	CBK	\$ 720	11, 451		
PN-EX		\$ 449	17		BNBK	\$ 1305	474	CBK-05	\$ 731	451		
PN-SPEX		\$ 449	17		C	\$ 1134	474	CBK-10	\$ 731	451		
PNBK		\$ 449	17		CBK	\$ 1134	474	PN	\$ 935	11, 451		
PNBK-EX		\$ 449	17		PN	\$ 1305	474	PN-05	\$ 947	451		
PNBK-SPEX		\$ 449	17		PNBK	\$ 1305	474	PN-10	\$ 947	451		
MMRD83J		BN	\$ 1440	21	MMRD83L	BN	\$ 1440	21	PNBK	\$ 935	11, 451	
		BNBK	\$ 1440	21		BNBK	\$ 1440	21	PNBK-05	\$ 947	451	
	C	\$ 1272	21	C		\$ 1272	21	PNBK-10	\$ 947	451		
	CBK	\$ 1272	21	CBK		\$ 1272	21					
	PN	\$ 1440	21	PN		\$ 1440	21					
	PNBK	\$ 1440	21	PNBK		\$ 1440	21					

NUMERICAL INDEX

PRODUCT CODE	COLOR	USD PRICE	PAGE	PRODUCT CODE	COLOR	USD PRICE	PAGE	PRODUCT CODE	COLOR	USD PRICE	PAGE
MMRDL01+	BK	\$ 1008	11, 451	MMRDS00J	BK	\$ 784	11, 451	MMRDS00+	BK	\$ 784	11, 451
	BK-05	\$ 1020	451		BK-05	\$ 795	451		BK-05	\$ 795	451
	BK-10	\$ 1020	451		BK-10	\$ 795	451		BK-10	\$ 795	451
	BN	\$ 935	11, 451		BN	\$ 741	11, 451		BN	\$ 741	11, 451
	BN-05	\$ 947	451		BN-05	\$ 752	451		BN-05	\$ 752	451
	BN-10	\$ 947	451		BN-10	\$ 752	451		BN-10	\$ 752	451
	BNBK	\$ 935	11, 451		BNBK	\$ 741	11, 451		BNBK	\$ 741	11, 451
	BNBK-05	\$ 947	451		BNBK-05	\$ 752	451		BNBK-05	\$ 752	451
	BNBK-10	\$ 947	451		BNBK-10	\$ 752	451		BNBK-10	\$ 752	451
	C	\$ 720	11, 451		C	\$ 577	11, 451		C	\$ 577	11, 451
	C-05	\$ 731	451		C-05	\$ 588	451		C-05	\$ 588	451
	C-10	\$ 731	451		C-10	\$ 588	451		C-10	\$ 588	451
	CBK	\$ 720	11, 451		CBK	\$ 577	11, 451		CBK	\$ 577	11, 451
	CBK-05	\$ 731	451		CBK-05	\$ 588	451		CBK-05	\$ 588	451
	CBK-10	\$ 731	451		CBK-10	\$ 588	451		CBK-10	\$ 588	451
	PN	\$ 935	11, 451		PN	\$ 741	11, 451		PN	\$ 741	11, 451
	PN-05	\$ 947	451		PN-05	\$ 752	451		PN-05	\$ 752	451
	PN-10	\$ 947	451		PN-10	\$ 752	451		PN-10	\$ 752	451
	PNBK	\$ 935	11, 451		PNBK	\$ 741	11, 451		PNBK	\$ 741	11, 451
	PNBK-05	\$ 947	451		PNBK-05	\$ 752	451		PNBK-05	\$ 752	451
PNBK-10	\$ 947	451	PNBK-10	\$ 752	451	PNBK-10	\$ 752	451			
MMRDL01X	BK	\$ 1008	11, 451	MMRDS00L	BK	\$ 784	11, 451	MMRDS00X	BK	\$ 784	11, 451
	BK-05	\$ 1020	451		BK-05	\$ 795	451		BK-05	\$ 795	451
	BK-10	\$ 1020	451		BK-10	\$ 795	451		BK-10	\$ 795	451
	BN	\$ 935	11, 451		BN	\$ 741	11, 451		BN	\$ 741	11, 451
	BN-05	\$ 947	451		BN-05	\$ 752	451		BN-05	\$ 752	451
	BN-10	\$ 947	451		BN-10	\$ 752	451		BN-10	\$ 752	451
	BNBK	\$ 935	11, 451		BNBK	\$ 741	11, 451		BNBK	\$ 741	11, 451
	BNBK-05	\$ 957	451		BNBK-05	\$ 752	451		BNBK-05	\$ 752	451
	BNBK-10	\$ 947	451		BNBK-10	\$ 752	451		BNBK-10	\$ 752	451
	C	\$ 720	11, 451		C	\$ 577	11, 451		C	\$ 577	11, 451
	C-05	\$ 731	451		C-05	\$ 588	451		C-05	\$ 588	451
	C-10	\$ 731	451		C-10	\$ 588	451		C-10	\$ 588	451
	CBK	\$ 720	11, 451		CBK	\$ 577	11, 451		CBK	\$ 577	11, 451
	CBK-05	\$ 731	451		CBK-05	\$ 588	451		CBK-05	\$ 588	451
	CBK-10	\$ 731	451		CBK-10	\$ 588	451		CBK-10	\$ 588	451
	PN	\$ 935	11, 451		PN	\$ 741	11, 451		PN	\$ 741	11, 451
	PN-05	\$ 947	451		PN-05	\$ 752	451		PN-05	\$ 752	451
	PN-10	\$ 947	451		PN-10	\$ 752	451		PN-10	\$ 752	451
	PNBK	\$ 935	11, 451		PNBK	\$ 741	11, 451		PNBK	\$ 741	11, 451
	PNBK-05	\$ 947	451		PNBK-05	\$ 752	451		PNBK-05	\$ 752	451
PNBK-10	\$ 947	451	PNBK-10	\$ 752	451	PNBK-10	\$ 752	451			

NUMERICAL INDEX

PRODUCT CODE	COLOR	USD PRICE	PAGE	PRODUCT CODE	COLOR	USD PRICE	PAGE	PRODUCT CODE	COLOR	USD PRICE	PAGE
MMRDS01J	BK	\$ 839	11, 451	MMRDS01+	BK	\$ 839	11, 451	MMSQ03J	BK	\$ 1358	15, 453
	BK-05	\$ 851	451		BK-05	\$ 851	451		BK-05	\$ 1369	453
	BK-10	\$ 851	451		BK-10	\$ 851	451		BK-10	\$ 1369	453
	BN	\$ 781	11, 451		BN	\$ 781	11, 451		BN	\$ 1186	15, 453
	BN-05	\$ 792	451		BN-05	\$ 792	451		BN-05	\$ 1197	453
	BN-10	\$ 792	451		BN-10	\$ 792	451		BN-10	\$ 1197	453
	BNBK	\$ 781	11, 451		BNBK	\$ 781	11, 451		BNBK	\$ 1186	15, 453
	BNBK-05	\$ 792	451		BNBK-05	\$ 792	451		BNBK-05	\$ 1197	453
	BNBK-10	\$ 792	451		BNBK-10	\$ 792	451		BNBK-10	\$ 1197	453
	C	\$ 599	11, 451		C	\$ 599	11, 451		C	\$ 970	15, 453
	C-05	\$ 611	451		C-05	\$ 611	451		C-05	\$ 982	453
	C-10	\$ 611	451		C-10	\$ 611	451		C-10	\$ 982	453
	CBK	\$ 599	11, 451		CBK	\$ 599	11, 451		CBK	\$ 970	15, 453
	CBK-05	\$ 611	451		CBK-05	\$ 611	451		CBK-05	\$ 982	453
	CBK-10	\$ 611	451		CBK-10	\$ 611	451		CBK-10	\$ 982	453
	PN	\$ 781	11, 451		PN	\$ 781	11, 451		PN	\$ 1186	15, 453
	PN-05	\$ 792	451		PN-05	\$ 792	451		PN-05	\$ 1197	453
	PN-10	\$ 792	451		PN-10	\$ 792	451		PN-10	\$ 1197	453
	PNBK	\$ 781	11, 451		PNBK	\$ 781	11, 451		PNBK	\$ 1186	15, 453
	PNBK-05	\$ 792	451		PNBK-05	\$ 792	451		PNBK-05	\$ 1197	453
PNBK-10	\$ 792	451	PNBK-10	\$ 792	451	PNBK-10	\$ 1197	453			
MMRDS01L	BK	\$ 839	11, 451	MMRDS01X	BK	\$ 839	11, 451	MMSQ03L	BK	\$ 1358	15, 453
	BK-05	\$ 851	451		BK-05	\$ 851	451		BK-05	\$ 1369	453
	BK-10	\$ 851	451		BK-10	\$ 851	451		BK-10	\$ 1369	453
	BN	\$ 781	11, 451		BN	\$ 781	11, 451		BN	\$ 1186	15, 453
	BN-05	\$ 792	451		BN-05	\$ 792	451		BN-05	\$ 1197	453
	BN-10	\$ 792	451		BN-10	\$ 792	451		BN-10	\$ 1197	453
	BNBK	\$ 781	11, 451		BNBK	\$ 781	11, 451		BNBK	\$ 1186	15, 453
	BNBK-05	\$ 792	451		BNBK-05	\$ 792	451		BNBK-05	\$ 1197	453
	BNBK-10	\$ 792	451		BNBK-10	\$ 792	451		BNBK-10	\$ 1197	453
	C	\$ 599	11, 451		C	\$ 599	11, 451		C	\$ 970	15, 453
	C-05	\$ 611	451		C-05	\$ 611	451		C-05	\$ 982	453
	C-10	\$ 611	451		C-10	\$ 611	451		C-10	\$ 982	453
	CBK	\$ 599	11, 451		CBK	\$ 599	11, 451		CBK	\$ 970	15, 453
	CBK-05	\$ 611	451		CBK-05	\$ 611	451		CBK-05	\$ 982	453
	CBK-10	\$ 611	451		CBK-10	\$ 611	451		CBK-10	\$ 982	453
	PN	\$ 781	11, 451		PN	\$ 781	11, 451		PN	\$ 1186	15, 453
	PN-05	\$ 792	451		PN-05	\$ 792	451		PN-05	\$ 1197	453
	PN-10	\$ 792	451		PN-10	\$ 792	451		PN-10	\$ 1197	453
	PNBK	\$ 781	11, 451		PNBK	\$ 781	11, 451		PNBK	\$ 1186	15, 453
	PNBK-05	\$ 792	451		PNBK-05	\$ 792	451		PNBK-05	\$ 1197	453
PNBK-10	\$ 792	451	PNBK-10	\$ 792	451	PNBK-10	\$ 1197	453			

NUMERICAL INDEX

PRODUCT CODE	COLOR	USD PRICE	PAGE	PRODUCT CODE	COLOR	USD PRICE	PAGE	PRODUCT CODE	COLOR	USD PRICE	PAGE		
MMSQ03+	BK	\$ 1358	15, 453	MMSQ05L	BN	\$ 1186	15	MMSQ08L	BK	\$ 1118	15, 453		
	BK-05	\$ 1369	453		BNBK	\$ 1186	15		BK-05	\$ 1129	453		
	BK-10	\$ 1369	453		C	\$ 970	15		BK-10	\$ 1129	453		
	BN	\$ 1186	15, 453		CBK	\$ 970	15		BN	\$ 1025	15, 453		
	BN-05	\$ 1197	453		PN	\$ 1186	15		BN-05	\$ 1036	453		
	BN-10	\$ 1197	453		PNBK	\$ 1186	15		BN-10	\$ 1036	453		
	BNBK	\$ 1186	15, 453		MMSQ05+	BN	\$ 1186		15	BNBK	\$ 1025	15, 453	
	BNBK-05	\$ 1197	453			BNBK	\$ 1186		15	BNBK-05	\$ 1036	453	
	BNBK-10	\$ 1197	453			C	\$ 970		15	BNBK-10	\$ 1036	453	
	C	\$ 970	15, 453			CBK	\$ 970		15	C	\$ 799	15, 453	
	C-05	\$ 982	453			PN	\$ 1186		15	C-05	\$ 809	453	
	C-10	\$ 982	453			PNBK	\$ 1186		15	C-10	\$ 809	453	
	CBK	\$ 970	15, 453			MMSQ05X	BN		\$ 1186	15	CBK	\$ 799	15, 453
	CBK-05	\$ 982	453		BNBK		\$ 1186		15	CBK-05	\$ 809	453	
	CBK-10	\$ 982	453	C	\$ 970		15	CBK-10	\$ 809	453			
	PN	\$ 1186	15, 453	CBK	\$ 970		15	PN	\$ 1025	15, 453			
	PN-05	\$ 1197	453	PN	\$ 1186		15	PN-05	\$ 1036	453			
	PN-10	\$ 1197	453	PNBK	\$ 1186		15	PN-10	\$ 1036	453			
	MMSQ03X	MMSQ03X	PNBK	\$ 1186	15, 453	MMSQ08J	BK	\$ 1118	15, 453	MMSQ08+	BK	\$ 1118	15, 453
			PNBK-05	\$ 1197	453		BK-05	\$ 1129	453		BK-05	\$ 1129	453
			PNBK-10	\$ 1197	453		BK-10	\$ 1129	453		BK-10	\$ 1129	453
BK			\$ 1358	15, 453	BN		\$ 1025	15, 453	BN		\$ 1025	15, 453	
BK-05			\$ 1369	453	BN-05		\$ 1036	453	BN-05		\$ 1036	453	
BK-10			\$ 1369	453	BN-10		\$ 1036	453	BN-10		\$ 1036	453	
BN			\$ 1186	15, 453	BNBK	\$ 1025	15, 453	BNBK	\$ 1025		15, 453		
BN-05			\$ 1197	453	BNBK-05	\$ 1036	453	BNBK-05	\$ 1036		453		
BN-10			\$ 1197	453	BNBK-10	\$ 1036	453	BNBK-10	\$ 1036		453		
BNBK			\$ 1186	15, 453	C	\$ 799	15, 453	C	\$ 799		15, 453		
BNBK-05			\$ 1197	453	C-05	\$ 809	453	C-05	\$ 809		453		
BNBK-10			\$ 1197	453	C-10	\$ 809	453	C-10	\$ 809		453		
C			\$ 970	15, 453	CBK	\$ 799	15, 453	CBK	\$ 799		15, 453		
C-05			\$ 982	453	CBK-05	\$ 809	453	CBK-05	\$ 809		453		
C-10		\$ 982	453	CBK-10	\$ 809	453	CBK-10	\$ 809	453				
CBK		\$ 970	15, 453	PN	\$ 1025	15, 453	PN	\$ 1025	15, 453				
CBK-05		\$ 982	453	PN-05	\$ 1036	453	PN-05	\$ 1036	453				
CBK-10		\$ 982	453	PN-10	\$ 1036	453	PN-10	\$ 1036	453				
PN		\$ 1186	15, 453	PNBK	\$ 1025	15, 453	PNBK	\$ 1025	15, 453				
PN-05		\$ 1197	453	PNBK-05	\$ 1036	453	PNBK-05	\$ 1036	453				
PN-10		\$ 1197	453	PNBK-10	\$ 1036	453	PNBK-10	\$ 1036	453				
PNBK	\$ 1186	15, 453	MMSQ05J	BN	\$ 1186	15	BN	\$ 1186	15				
PNBK-05	\$ 1197	453		BNBK	\$ 1186	15	BNBK	\$ 1186	15				
PNBK-10	\$ 1197	453		C	\$ 970	15	C	\$ 970	15				
BK	\$ 1358	15, 453		CBK	\$ 970	15	CBK	\$ 970	15				
BK-05	\$ 1369	453		PN	\$ 1186	15	PN	\$ 1186	15				
BK-10	\$ 1369	453	PNBK	\$ 1186	15	PNBK	\$ 1186	15					

NUMERICAL INDEX

PRODUCT CODE	COLOR	USD PRICE	PAGE	PRODUCT CODE	COLOR	USD PRICE	PAGE	PRODUCT CODE	COLOR	USD PRICE	PAGE	
MMSQ08X	BK	\$ 1118	15, 453	MMSQ39J	BN	\$ 2663	16	MMSQ39+	BN	\$ 2663	16	
	BK-05	\$ 1129	453		BN-EX	\$ 2663	16		BN-EX	\$ 2663	16	
	BK-10	\$ 1129	453		BN-SPEX	\$ 2663	16		BN-SPEX	\$ 2663	16	
	BN	\$ 1025	15, 453		BNBK	\$ 2663	16		BNBK	\$ 2663	16	
	BN-05	\$ 1036	453		BNBK-EX	\$ 2663	16		BNBK-EX	\$ 2663	16	
	BN-10	\$ 1036	453		BNBK-SPEX	\$ 2663	16		BNBK-SPEX	\$ 2663	16	
	BNBK	\$ 1025	15, 453						C	\$ 2049	16	
	BNBK-05	\$ 1036	453		C	\$ 2049	16		C-EX	\$ 2049	16	
	BNBK-10	\$ 1036	453		C-EX	\$ 2049	16		C-SPEX	\$ 2049	16	
	C	\$ 799	15, 453		C-SPEX	\$ 2049	16		CBK	\$ 2049	16	
	C-05	\$ 809	453		CBK	\$ 2049	16		CBK-EX	\$ 2049	16	
	C-10	\$ 809	453		CBK-EX	\$ 2049	16		CBK-SPEX	\$ 2049	16	
	CBK	\$ 799	15, 453		CBK-SPEX	\$ 2049	16		PN	\$ 2663	16	
	CBK-05	\$ 809	453		PN	\$ 2663	16		PN-EX	\$ 2663	16	
	CBK-10	\$ 809	453		PN-EX	\$ 2663	16		PN-SPEX	\$ 2663	16	
	PN	\$ 1025	15, 453		PN-SPEX	\$ 2663	16		PNBK	\$ 2663	16	
	PN-05	\$ 1036	453		PNBK	\$ 2663	16		PNBK-EX	\$ 2663	16	
	PN-10	\$ 1036	453		PNBK-EX	\$ 2663	16		PNBK-SPEX	\$ 2663	16	
	PNBK	\$ 1025	15, 453		PNBK-SPEX	\$ 2663	16					
	PNBK-05	\$ 1036	453									
PNBK-10	\$ 1036	453										
MMSQ12J	BN	\$ 1681	15	MMSQ39L	BN	\$ 2663	16	MMSQ39X	BN	\$ 2663	16	
	BNBK	\$ 1681	15		BN-EX	\$ 2663	16		BN-EX	\$ 2663	16	
	C	\$ 1320	15		BN-SPEX	\$ 2663	16		BN-SPEX	\$ 2663	16	
	CBK	\$ 1320	15		BNBK	\$ 2663	16		BNBK	\$ 2663	16	
	PN	\$ 1681	15		BNBK-EX	\$ 2663	16		BNBK-EX	\$ 2663	16	
	PNBK	\$ 1681	15		BNBK-SPEX	\$ 2663	16		BNBK-SPEX	\$ 2663	16	
					C	\$ 2049	16		C	\$ 2049	16	
					C-EX	\$ 2049	16		C-EX	\$ 2049	16	
MMSQ12L	BN	\$ 1681	15				C-SPEX	\$ 2049	16	C-SPEX	\$ 2049	16
	BNBK	\$ 1681	15				CBK	\$ 2049	16	CBK	\$ 2049	16
	C	\$ 1320	15				CBK-EX	\$ 2049	16	CBK-EX	\$ 2049	16
	CBK	\$ 1320	15				CBK-SPEX	\$ 2049	16	CBK-SPEX	\$ 2049	16
	PN	\$ 1681	15				PN	\$ 2663	16	PN	\$ 2663	16
	PNBK	\$ 1681	15				PN-EX	\$ 2663	16	PN-EX	\$ 2663	16
MMSQ12+	BN	\$ 1681	15				PN-SPEX	\$ 2663	16	PN-SPEX	\$ 2663	16
	BNBK	\$ 1681	15				PNBK	\$ 2663	16	PNBK	\$ 2663	16
	C	\$ 1320	15				PNBK-EX	\$ 2663	16	PNBK-EX	\$ 2663	16
	CBK	\$ 1320	15				PNBK-SPEX	\$ 2663	16	PNBK-SPEX	\$ 2663	16
	PN	\$ 1681	15									
	PNBK	\$ 1681	15									
MMSQ12X	BN	\$ 1681	15									
	BNBK	\$ 1681	15									
	C	\$ 1320	15									
	CBK	\$ 1320	15									
	PN	\$ 1681	15									
	PNBK	\$ 1681	15									
MMSQ80												

NUMERICAL INDEX

PRODUCT CODE	COLOR	USD PRICE	PAGE	PRODUCT CODE	COLOR	USD PRICE	PAGE	PRODUCT CODE	COLOR	USD PRICE	PAGE
MMSQL01J	BK	\$ 1008	14, 452	MMSQL01+	BK	\$ 1008	14, 452	MMSQS00J	BK	\$ 784	14, 452
	BK-05	\$ 1020	452		BK-05	\$ 1020	452		BK-05	\$ 795	452
	BK-10	\$ 1020	452		BK-10	\$ 1020	452		BK-10	\$ 795	452
	BN	\$ 935	14, 452		BN	\$ 935	14, 452		BN	\$ 741	14, 452
	BN-05	\$ 947	452		BN-05	\$ 947	452		BN-05	\$ 752	452
	BN-10	\$ 947	452		BN-10	\$ 947	452		BN-10	\$ 752	452
	BNBK	\$ 935	14, 452		BNBK	\$ 935	14, 452		BNBK	\$ 741	14, 452
	BNBK-05	\$ 947	452		BNBK-05	\$ 947	452		BNBK-05	\$ 752	452
	BNBK-10	\$ 947	452		BNBK-10	\$ 947	452		BNBK-10	\$ 752	452
	C	\$ 720	14, 452		C	\$ 720	14, 452		C	\$ 577	14, 452
	C-05	\$ 731	452		C-05	\$ 731	452		C-05	\$ 588	452
	C-10	\$ 731	452		C-10	\$ 731	452		C-10	\$ 588	452
	CBK	\$ 720	14, 452		CBK	\$ 720	14, 452		CBK	\$ 577	14, 452
	CBK-05	\$ 731	452		CBK-05	\$ 731	452		CBK-05	\$ 588	452
	CBK-10	\$ 731	452		CBK-10	\$ 731	452		CBK-10	\$ 588	452
	PN	\$ 935	14, 452		PN	\$ 935	14, 452		PN	\$ 741	14, 452
	PN-05	\$ 947	452		PN-05	\$ 947	452		PN-05	\$ 752	452
	PN-10	\$ 947	452		PN-10	\$ 947	452		PN-10	\$ 752	452
	PNBK	\$ 935	14, 452		PNBK	\$ 935	14, 452		PNBK	\$ 741	14, 452
	PNBK-05	\$ 947	452		PNBK-05	\$ 947	452		PNBK-05	\$ 752	452
PNBK-10	\$ 947	452	PNBK-10	\$ 947	452	PNBK-10	\$ 752	452			
MMSQL01L	BK	\$ 1008	14, 452	MMSQL01X	BK	\$ 1008	14, 452	MMSQS00L	BK	\$ 784	14, 452
	BK-05	\$ 1020	452		BK-05	\$ 1020	452		BK-05	\$ 795	452
	BK-10	\$ 1020	452		BK-10	\$ 1020	452		BK-10	\$ 795	452
	BN	\$ 935	14, 452		BN	\$ 935	14, 452		BN	\$ 741	14, 452
	BN-05	\$ 947	452		BN-05	\$ 947	452		BN-05	\$ 752	452
	BN-10	\$ 947	452		BN-10	\$ 947	452		BN-10	\$ 752	452
	BNBK	\$ 935	14, 452		BNBK	\$ 935	14, 452		BNBK	\$ 741	14, 452
	BNBK-05	\$ 947	452		BNBK-05	\$ 947	452		BNBK-05	\$ 752	452
	BNBK-10	\$ 947	452		BNBK-10	\$ 947	452		BNBK-10	\$ 752	452
	C	\$ 720	14, 452		C	\$ 720	14, 452		C	\$ 577	14, 452
	C-05	\$ 731	452		C-05	\$ 731	452		C-05	\$ 588	452
	C-10	\$ 731	452		C-10	\$ 731	452		C-10	\$ 588	452
	CBK	\$ 720	14, 452		CBK	\$ 720	14, 452		CBK	\$ 577	14, 452
	CBK-05	\$ 731	452		CBK-05	\$ 731	452		CBK-05	\$ 588	452
	CBK-10	\$ 731	452		CBK-10	\$ 731	452		CBK-10	\$ 588	452
	PN	\$ 935	14, 452		PN	\$ 935	14, 452		PN	\$ 741	14, 452
	PN-05	\$ 947	452		PN-05	\$ 947	452		PN-05	\$ 752	452
	PN-10	\$ 947	452		PN-10	\$ 947	452		PN-10	\$ 752	452
	PNBK	\$ 935	14, 452		PNBK	\$ 935	14, 452		PNBK	\$ 741	14, 452
	PNBK-05	\$ 947	452		PNBK-05	\$ 947	452		PNBK-05	\$ 752	452
PNBK-10	\$ 947	452	PNBK-10	\$ 947	452	PNBK-10	\$ 752	452			

NUMERICAL INDEX

PRODUCT CODE	COLOR	USD PRICE	PAGE	PRODUCT CODE	COLOR	USD PRICE	PAGE	PRODUCT CODE	COLOR	USD PRICE	PAGE
MMSQS00+	BK	\$ 784	14, 452	MMSQS01J	BK	\$ 839	14, 452	MMSQS01+	BK	\$ 839	14, 452
	BK-05	\$ 795	452		BK-05	\$ 851	452		BK-05	\$ 851	452
	BK-10	\$ 795	452		BK-10	\$ 851	452		BK-10	\$ 851	452
	BN	\$ 741	14, 452		BN	\$ 781	14, 452		BN	\$ 781	14, 452
	BN-05	\$ 752	452		BN-05	\$ 792	452		BN-05	\$ 792	452
	BN-10	\$ 752	452		BN-10	\$ 792	452		BN-10	\$ 792	452
	BNBK	\$ 741	14, 452		BNBK	\$ 781	14, 452		BNBK	\$ 781	14, 452
	BNBK-05	\$ 752	452		BNBK-05	\$ 792	452		BNBK-05	\$ 792	452
	BNBK-10	\$ 752	452		BNBK-10	\$ 792	452		BNBK-10	\$ 792	452
	C	\$ 577	14, 452		C	\$ 599	14, 452		C	\$ 599	14, 452
	C-05	\$ 588	452		C-05	\$ 611	452		C-05	\$ 611	452
	C-10	\$ 588	452		C-10	\$ 611	452		C-10	\$ 611	452
	CBK	\$ 577	14, 452		CBK	\$ 599	14, 452		CBK	\$ 599	14, 452
	CBK-05	\$ 588	452		CBK-05	\$ 611	452		CBK-05	\$ 611	452
	CBK-10	\$ 588	452		CBK-10	\$ 611	452		CBK-10	\$ 611	452
	PN	\$ 741	14, 452		PN	\$ 781	14, 452		PN	\$ 781	14, 452
	PN-05	\$ 752	452		PN-05	\$ 792	452		PN-05	\$ 792	452
	PN-10	\$ 752	452		PN-10	\$ 792	452		PN-10	\$ 792	452
	PNBK	\$ 730	14, 452		PNBK	\$ 781	14, 452		PNBK	\$ 781	14, 452
	PNBK-05	\$ 741	452		PNBK-05	\$ 792	452		PNBK-05	\$ 792	452
PNBK-10	\$ 741	452	PNBK-10	\$ 792	452	PNBK-10	\$ 792	452			
MMSQS00X	BK	\$ 784	14, 452	MMSQS01L	BK	\$ 839	14, 452	MMSQS01X	BK	\$ 839	14, 452
	BK-05	\$ 795	452		BK-05	\$ 851	452		BK-05	\$ 851	452
	BK-10	\$ 795	452		BK-10	\$ 851	452		BK-10	\$ 851	452
	BN	\$ 741	14, 452		BN	\$ 781	14, 452		BN	\$ 781	14, 452
	BN-05	\$ 752	452		BN-05	\$ 792	452		BN-05	\$ 792	452
	BN-10	\$ 752	452		BN-10	\$ 792	452		BN-10	\$ 792	452
	BNBK	\$ 741	14, 452		BNBK	\$ 781	14, 452		BNBK	\$ 781	14, 452
	BNBK-05	\$ 752	452		BNBK-05	\$ 792	452		BNBK-05	\$ 792	452
	BNBK-10	\$ 752	452		BNBK-10	\$ 792	452		BNBK-10	\$ 792	452
	C	\$ 577	14, 452		C	\$ 599	14, 452		C	\$ 599	14, 452
	C-05	\$ 588	452		C-05	\$ 611	452		C-05	\$ 611	452
	C-10	\$ 588	452		C-10	\$ 611	452		C-10	\$ 611	452
	CBK	\$ 577	14, 452		CBK	\$ 599	14, 452		CBK	\$ 599	14, 452
	CBK-05	\$ 588	452		CBK-05	\$ 611	452		CBK-05	\$ 611	452
	CBK-10	\$ 588	452		CBK-10	\$ 611	452		CBK-10	\$ 611	452
	PN	\$ 741	14, 452		PN	\$ 781	14, 452		PN	\$ 781	14, 452
	PN-05	\$ 752	452		PN-05	\$ 792	452		PN-05	\$ 792	452
	PN-10	\$ 752	452		PN-10	\$ 792	452		PN-10	\$ 792	452
	PNBK	\$ 741	14, 452		PNBK	\$ 781	14, 452		PNBK	\$ 781	14, 452
	PNBK-05	\$ 752	452		PNBK-05	\$ 792	452		PNBK-05	\$ 792	452
PNBK-10	\$ 752	452	PNBK-10	\$ 792	452	PNBK-10	\$ 792	452			
MZ00	C	\$ 447	317, 456	MZ01	C	\$ 469	317, 456				
	C-05	\$ 457	456		C-05	\$ 479	456				
	C-10	\$ 457	456		C-10	\$ 479	456				

NUMERICAL INDEX

PRODUCT CODE	COLOR	USD PRICE	PAGE	PRODUCT CODE	COLOR	USD PRICE	PAGE	PRODUCT CODE	COLOR	USD PRICE	PAGE	
MZ02	C	\$ 699	318	MZ47	BN	\$ 599	471	MZS01	BN	\$ 348	317, 456	
MZ10	BN	\$ 945	318		BN-EX	\$ 599	471		BN-05	\$ 359	456	
	BN-EX	\$ 945	318		BN-SPEX	\$ 599	471		BN-10	\$ 359	456	
	BN-SPEX	\$ 945	318		C	\$ 529	471		C	\$ 250	317, 456	
	C	\$ 734	318		C-EX	\$ 529	471		C-05	\$ 261	456	
	C-EX	\$ 734	318		C-SPEX	\$ 529	471		C-10	\$ 261	456	
	C-SPEX	\$ 734	318		MZ51	BN	\$ 399	320	P170	BN	\$ 49	425
MZ101	C	\$ 632	1, 464		BN-EX	\$ 399	320		C	\$ 36	425	
	C-10	\$ 643	464		BN-SPEX	\$ 399	320		PN	\$ 49	425	
	C-15	\$ 643	464		C	\$ 311	320	PA00L	C	\$ 490	169, 460	
	SS	\$ 829	1, 464		C-EX	\$ 311	320		C-05	\$ 502	460	
	SS-10	\$ 839	464		C-SPEX	\$ 311	320		C-10	\$ 502	460	
	SS-15	\$ 839	464		MZ601	C	\$ 457	1, 464	PA00+	C	\$ 490	169, 460
MZ16	BN	\$ 1015	318		C-10	\$ 469	464		C-05	\$ 502	460	
	BN-EX	\$ 1015	318		C-15	\$ 469	464		C-10	\$ 502	460	
	BN-SPEX	\$ 1015	318		SS	\$ 643	1, 464	PA01L	C	\$ 512	169, 460	
	C	\$ 804	318		SS-10	\$ 654	464		C-05	\$ 523	460	
	C-EX	\$ 804	318		SS-15	\$ 654	464		C-10	\$ 523	460	
	C-SPEX	\$ 804	318		MZ701	C	\$ 436	1, 464	PA01+	C	\$ 512	169, 460
MZ21	BN	\$ 1256	319		C-10	\$ 447	464		C-05	\$ 523	460	
	C	\$ 1048	319		SS	\$ 578	1, 464		C-10	\$ 523	460	
MZ23	BN	\$ 545	322		SS-10	\$ 588	464	PA03L	BN	\$ 811	170, 460	
	BN-EX	\$ 545	322		MZ71	C	\$ 217	321		BN-05	\$ 821	460
	BN-SPEX	\$ 545	322			C-EX	\$ 217	321		BN-10	\$ 821	460
	C	\$ 479	322			C-SPEX	\$ 217	321		C	\$ 654	170, 460
	C-EX	\$ 479	322		MZ83	C	\$ 1091	326		C-05	\$ 665	460
	C-SPEX	\$ 479	322		MZ88	BN	\$ 1128	474		C-10	\$ 665	460
MZ39	BN	\$ 1746	319			C	\$ 982	474		PN	\$ 811	170, 460
	BN-EX	\$ 1746	319		MZ93	C	\$ 425	323		PN-05	\$ 821	460
	BN-SPEX	\$ 1746	319			C-EX	\$ 425	323		PN-10	\$ 821	460
	C	\$ 1364	319			C-SPEX	\$ 425	323	PA03+	BN	\$ 811	170, 460
	C-EX	\$ 1364	319		MZ95	C	\$ 478	325		BN-05	\$ 821	460
	C-SPEX	\$ 1364	319			C-EX	\$ 478	325		BN-10	\$ 821	460
MZ44	BN	\$ 545	468			C-SPEX	\$ 478	325		C	\$ 654	170, 460
	BN-EX	\$ 545	468		MZL01	BN	\$ 414	317, 456		C-05	\$ 665	460
	BN-SPEX	\$ 545	468			BN-05	\$ 424	456		C-10	\$ 665	460
	C	\$ 479	468			BN-10	\$ 424	456		PN	\$ 811	170, 460
	C-EX	\$ 479	468			C	\$ 322	317, 456		PN-05	\$ 821	460
	C-SPEX	\$ 479	468			C-05	\$ 333	456		PN-10	\$ 821	460
MZ45	BN	\$ 599	324			C-10	\$ 333	456	PA05L	BN	\$ 811	170
	BN-EX	\$ 599	324		MZS00	BN	\$ 310	317, 456		C	\$ 654	170
	BN-SPEX	\$ 599	324			BN-05	\$ 321	456		PN	\$ 811	170
	C	\$ 529	324			BN-10	\$ 321	456	PA05+	BN	\$ 811	170
	C-EX	\$ 529	324			C	\$ 229	317, 456		C	\$ 654	170
	C-SPEX	\$ 529	324			C-05	\$ 239	456		PN	\$ 811	170
MZ46	BN	\$ 1128	326			C-10	\$ 239	456	PA06L	BN	\$ 818	172
	C	\$ 982	326							C	\$ 599	172
										PN	\$ 818	172

NUMERICAL INDEX

PRODUCT CODE	COLOR	USD PRICE	PAGE	PRODUCT CODE	COLOR	USD PRICE	PAGE	PRODUCT CODE	COLOR	USD PRICE	PAGE	
PA06+	BN	\$ 818	172	PAS00	BN	\$ 428	169, 460	PATM44+	BN	\$ 588	469	
	C	\$ 599	172		BN-05	\$ 439	460		BN-EX	\$ 588	469	
	PN	\$ 818	172		BN-10	\$ 439	460		BN-SPEX	\$ 588	469	
PA08L	BN	\$ 688	170, 460		C	\$ 328	169, 460		C	\$ 502	469	
	BN-05	\$ 699	460		C-05	\$ 339	460		C-EX	\$ 502	469	
	BN-10	\$ 699	460		C-10	\$ 339	460		C-SPEX	\$ 502	469	
	C	\$ 529	170, 460		PN	\$ 428	169, 460		PN	\$ 588	469	
	C-05	\$ 540	460		PN-05	\$ 439	460		PN-EX	\$ 588	469	
	C-10	\$ 540	460		PN-10	\$ 439	460		PN-SPEX	\$ 588	469	
	PN	\$ 688	170, 460		PAS01	BN	\$ 467		169, 460	PATM45	BN	\$ 643
	PN-05	\$ 699	460	BN-05		\$ 477	460	BN-EX	\$ 643		176	
PN-10	\$ 699	460	BN-10	\$ 477		460	BN-SPEX	\$ 643	176			
PA08+	BN	\$ 688	170, 460	C		\$ 349	169, 460	C	\$ 545		176	
	BN-05	\$ 699	460	C-05		\$ 361	460	C-EX	\$ 545		176	
	BN-10	\$ 699	460	C-10		\$ 361	460	C-SPEX	\$ 545		176	
	C	\$ 529	170, 460	PN		\$ 467	169, 460	PN	\$ 643		176	
	C-05	\$ 540	460	PN-05		\$ 477	460	PN-EX	\$ 643		176	
	C-10	\$ 540	460	PN-10		\$ 477	460	PN-SPEX	\$ 643		176	
	PN	\$ 688	170, 460	PATM20L		BN	\$ 194	179	PATM45+		BN	\$ 643
	PN-05	\$ 699	460		C	\$ 151	179	BN-EX		\$ 643	177	
PN-10	\$ 699	460	PN		\$ 194	179	BN-SPEX	\$ 643		177		
PA09L	BN	\$ 927	172	PATM23	BN	\$ 588	174	C		\$ 545	177	
	C	\$ 763	172		BN-EX	\$ 588	174	C-EX		\$ 545	177	
	PN	\$ 927	172		BN-SPEX	\$ 588	174	C-SPEX		\$ 545	177	
PA09+	BN	\$ 927	172		C	\$ 502	174	PN		\$ 643	177	
	C	\$ 763	172		C-EX	\$ 502	174	PN-EX		\$ 643	177	
	PN	\$ 927	172		C-SPEX	\$ 502	174	PN-SPEX		\$ 643	177	
PA12L	BN	\$ 982	170		PN	\$ 588	174	PATM46		BN	\$ 1128	178
	C	\$ 763	170		PN-EX	\$ 588	174		C	\$ 982	178	
	PN	\$ 982	170		PN-SPEX	\$ 588	174		PN	\$ 1128	178	
	PA12+	BN	\$ 982		170	PATM23+	BN		\$ 588	175	PATM46+	BN
C		\$ 763	170	BN-EX	\$ 588		175	C	\$ 982	178		
PN		\$ 982	170	BN-SPEX	\$ 588		175	PN	\$ 1128	178		
PA39		BN	\$ 1746	171	C		\$ 502	175	PATM47	BN		\$ 643
	BN-EX	\$ 1746	171	C-EX	\$ 502		175	BN-EX		\$ 643		472
	BN-SPEX	\$ 1746	171	C-SPEX	\$ 502		175	BN-SPEX		\$ 643		472
	C	\$ 1309	171	PN	\$ 588		175	C		\$ 545		472
	C-EX	\$ 1309	171	PN-EX	\$ 588		175	C-EX		\$ 545		472
	C-SPEX	\$ 1309	171	PN-SPEX	\$ 588		175	C-SPEX		\$ 545		472
	PN	\$ 1746	171	PATM44	BN		\$ 588	469		PN		\$ 643
	PN-EX	\$ 1746	171		BN-EX	\$ 588	469	PN-EX		\$ 643	472	
PN-SPEX	\$ 1746	171	BN-SPEX		\$ 588	469	PN-SPEX	\$ 643		472		
			C		\$ 502	469						
			C-EX		\$ 502	469						
			C-SPEX		\$ 502	469						
			PN		\$ 588	469						
			PN-EX		\$ 588	469						
			PN-SPEX		\$ 588	469						

NUMERICAL INDEX

PRODUCT CODE	COLOR	USD PRICE	PAGE	PRODUCT CODE	COLOR	USD PRICE	PAGE	PRODUCT CODE	COLOR	USD PRICE	PAGE	
PATM47+	BN	\$ 643	472	PATQ44	BN	\$ 588	469	PATQ83+	BN	\$ 1266	195	
	BN-EX	\$ 643	472		BN-EX	\$ 588	469		C	\$ 1091	195	
	BN-SPEX	\$ 643	472		BN-SPEX	\$ 588	469	PATQ88	BN	\$ 1128	475	
	C	\$ 545	472		C	\$ 502	469		C	\$ 982	475	
	C-EX	\$ 545	472		C-EX	\$ 502	469	PATQ88+	BN	\$ 1128	475	
	C-SPEX	\$ 545	472		C-SPEX	\$ 502	469		C	\$ 982	475	
	PN	\$ 643	472		PATQ44+	BN	\$ 588	469	PFTQ03T	C	\$ 676	153, 460
	PN-EX	\$ 643	472			BN-EX	\$ 588	469		C-10	\$ 687	460
	PN-SPEX	\$ 643	472			BN-SPEX	\$ 588	469	PFTQ08T	C	\$ 550	153, 460
PATM51	BN	\$ 399	173	C		\$ 502	469	C-10		\$ 561	460	
	BN-EX	\$ 399	173	C-EX		\$ 502	469	PFTQ09T	C	\$ 763	153	
	BN-SPEX	\$ 399	173	C-SPEX		\$ 502	469		PFTQ12T	C	\$ 730	153
	C	\$ 311	173	PATQ45	BN	\$ 643	192	PFTQ20T		C	\$ 151	157
	C-EX	\$ 311	173		BN-EX	\$ 643	192		PFTQ23	C	\$ 502	155
	C-SPEX	\$ 311	173		BN-SPEX	\$ 643	192	C-EX		\$ 502	155	
	PN	\$ 399	173		C	\$ 545	192	C-SPEX		\$ 502	155	
	PN-EX	\$ 399	173		C-EX	\$ 545	192	PFTQ44	C	\$ 502	469	
	PN-SPEX	\$ 399	173		C-SPEX	\$ 545	192		C-EX	\$ 502	469	
PATM83	BN	\$ 1266	179	PATQ45+	BN	\$ 643	193		C-SPEX	\$ 502	469	
	C	\$ 1091	179		BN-EX	\$ 643	193	PFTQ45	C	\$ 545	156	
	PN	\$ 1266	179		BN-SPEX	\$ 643	193		C-EX	\$ 545	156	
PATM83+	BN	\$ 1266	179		C	\$ 545	193	C-SPEX	\$ 545	156		
	C	\$ 1091	179		C-EX	\$ 545	193	PFTQ46	C	\$ 982	157	
	PN	\$ 1266	179	C-SPEX	\$ 545	193	PFTQ47		C	\$ 545	472	
PATM88	BN	\$ 1128	475	PATQ46	BN	\$ 1128		194	C-EX	\$ 545	472	
	C	\$ 982	475		C	\$ 982		194	C-SPEX	\$ 545	472	
	PN	\$ 1128	475	PATQ46+	BN	\$ 1128	194	PFTQ51	C	\$ 311	154	
PATM88+	BN	\$ 1128	475		C	\$ 982	194		C-EX	\$ 311	154	
	C	\$ 982	475	PATQ47	BN	\$ 643	472		C-SPEX	\$ 311	154	
	PN	\$ 1128	475		BN-EX	\$ 643	472	PFTQ83	C	\$ 1091	157	
PATQ20L	BN	\$ 194	195		BN-SPEX	\$ 643	472		PFTQ88	C	\$ 982	475
	C	\$ 151	195		C	\$ 545	472	PL4		BN	\$ 36	9, 431
PATQ23	BN	\$ 588	190		C-EX	\$ 545	472		C	\$ 24	9, 431	
	BN-EX	\$ 588	190	C-SPEX	\$ 545	472	PL8	BN	\$ 71	6, 431		
	BN-SPEX	\$ 588	190	PATQ47+	BN	\$ 643		472	C	\$ 49	6, 431	
	C	\$ 502	190		BN-EX	\$ 643		472	SS	\$ 71	6, 431	
	C-EX	\$ 502	190		BN-SPEX	\$ 643	472	PLTM023	BN	\$ 53	180, 214, 254, 308, 347	
C-SPEX	\$ 502	190	C		\$ 545	472	C		\$ 42	128, 180, 214, 234, 254, 308, 347, 369		
PATQ23+	BN	\$ 588	191		C-EX	\$ 545	472	PN	\$ 53	180, 234, 254, 308		
	BN-EX	\$ 588	191	C-SPEX	\$ 545	472	PLTM044	BN	\$ 53	180, 214, 254, 308, 347		
	BN-SPEX	\$ 588	191	PATQ51	BN	\$ 399		189	C	\$ 42	128, 180, 214, 234, 254, 308, 347, 369	
	C	\$ 502	191		BN-EX	\$ 399	189	PN	\$ 53	180, 234, 254, 308		
	C-EX	\$ 502	191		BN-SPEX	\$ 399	189	PLTM045	BN	\$ 53	180, 214, 254, 308, 347	
C-SPEX	\$ 502	191	C		\$ 311	189	C		\$ 42	128, 180, 214, 234, 254, 308, 347, 369		
PATQ83	BN	\$ 1266	195		C-EX	\$ 311	189		PN	\$ 53	180, 234, 254, 308	
	C	\$ 1091	195	C-SPEX	\$ 311	189	PATQ83	BN	\$ 1266	195		
								C	\$ 1091	195		

NUMERICAL INDEX

PRODUCT CODE	COLOR	USD PRICE	PAGE	PRODUCT CODE	COLOR	USD PRICE	PAGE	PRODUCT CODE	COLOR	USD PRICE	PAGE
PLTM123	BN	\$ 53	180, 214, 254, 308, 347	PX21	C	\$ 1048	122	R20		\$ 93	Collections
	C	\$ 42	128, 180, 214, 234, 254, 308, 347, 369	PX3	C	\$ 80	145, 152, 292, 443	R23		\$ 151	Collections
	PN	\$ 53	180, 234, 254, 308	PX39	C	\$ 1637	123	-EX	\$ 151	Collections	
PLTM144	BN	\$ 53	180, 214, 254, 308, 347		C-EX	\$ 1637	123	-SPEX	\$ 151	Collections	
	C	\$ 42	128, 180, 214, 234, 254, 308, 347, 369		C-SPEX	\$ 1637	123	R45	-EX	\$ 211	Collections
	PN	\$ 53	180, 234, 254, 308	PX5	C	\$ 166	145, 152, 292, 443		-SPEX	\$ 211	Collections
PLTM144	BN	\$ 53	180, 214, 254, 308, 347	PX6	C	\$ 278	145, 152, 292, 443	R46		\$ 322	Collections
	C	\$ 42	128, 180, 214, 234, 254, 308, 347, 369	PX7	C	\$ 96	145, 152, 292, 443	R51		\$ 121	Collections
	PN	\$ 53	180, 234, 254, 308	PXL01	C	\$ 545	121, 456	-EX	\$ 121	Collections	
PLTQ023	BN	\$ 53	196, 327	PXS00	C	\$ 414	121, 456	-SPEX	\$ 121	Collections	
	C	\$ 42	140, 158, 196, 327	PXS01	C	\$ 436	121, 456	RH80		\$ 59	Collections
PLTQ044	BN	\$ 53	196, 327	PXTM23	C	\$ 502	125	RHBX	-EX	\$ 410	Collections
	C	\$ 42	140, 158, 196, 327		C-EX	\$ 502	125	-SPEX	\$ 410	Collections	
PLTQ045	BN	\$ 53	196, 327		C-SPEX	\$ 502	125	RHFS		\$ 204	Collections
	C	\$ 42	140, 158, 196, 327	PXTM44	C	\$ 502	468		-EX	\$ 204	Collections
PLTQ123	BN	\$ 53	196, 327	C-EX	\$ 502	468	-SPEX		\$ 204	Collections	
	C	\$ 42	140, 158, 196, 327	C-SPEX	\$ 502	468	RHTB		\$ 192	Collections	
	PN	\$ 53	196, 327	PXTM45	C	\$ 545	126	-EX	\$ 192	Collections	
PLTQ144	BN	\$ 53	196, 327	C-EX	\$ 545	126	-SPEX	\$ 192	Collections		
	C	\$ 42	140, 158, 196, 327	C-SPEX	\$ 545	126	RL01	C	\$ 392	223, 459	
	PN	\$ 53	196, 327	PXTM46	C	\$ 982	127	C-05	\$ 403	459	
PR08L	BN	\$ 620	243, 462	PXTM47	C	\$ 545	471	C-10	\$ 403	459	
	BN-05	\$ 631	462	C-EX	\$ 545	471	PN	\$ 512	223, 459		
	BN-10	\$ 631	462	C-SPEX	\$ 545	471	PN-05	\$ 523	459		
	C	\$ 497	243, 462	PXTM51	C	\$ 311	124	PN-10	\$ 523	459	
	C-05	\$ 508	462	C-EX	\$ 311	124	RT0	BN	\$ 163	93, 260, 448	
	C-10	\$ 508	462	C-SPEX	\$ 311	124	C	\$ 104	93, 260, 448		
	CW	\$ 497	243, 462	PXTM80	C	\$ 241	135, 422	PN	\$ 163	93, 260, 448	
	CW-05	\$ 508	462	PXTM83	C	\$ 1091	127	RT00+	BN	\$ 638	77, 463
	PR08LCW	CW-10	\$ 508	462	PXTM88	C	\$ 982	474	BN-05	\$ 649	463
	PR08+	BN	\$ 620	243, 462	PXTQ23	C	\$ 502	137	BN-10	\$ 649	463
BN-05		\$ 631	462	C-EX	\$ 502	137	C	\$ 479	77, 462		
BN-10		\$ 631	462	C-SPEX	\$ 502	137	C-05	\$ 490	462		
C		\$ 497	243, 462	PXTQ44	C	\$ 502	468	C-10	\$ 490	462	
C-05		\$ 508	462	C-EX	\$ 502	468	RT00X	BN	\$ 638	77, 462	
C-10		\$ 508	462	C-EX	\$ 502	468	BN-05	\$ 649	462		
PR12L	BN	\$ 982	244	C-SPEX	\$ 502	468	BN-10	\$ 649	462		
	C	\$ 748	244	PXTQ45	C	\$ 545	138	C	\$ 479	77, 462	
	CW	\$ 748	244	C-EX	\$ 545	138	C-05	\$ 490	462		
PR12+	BN	\$ 982	244	C-SPEX	\$ 545	138	C-10	\$ 490	462		
	C	\$ 748	244	PXTQ46	C	\$ 982	139	RT01+	BN	\$ 676	77, 462
PX0	C	\$ 57	145, 152, 292, 443	PXTQ47	C	\$ 545	471	BN-05	\$ 687	462	
PX08	C	\$ 635	121, 456	C-EX	\$ 545	471	BN-10	\$ 687	462		
	C-EX	\$ 697	122	C-SPEX	\$ 545	471	C	\$ 502	77, 462		
	C-SPEX	\$ 697	122	PXTQ51	C	\$ 311	136	C-05	\$ 512	462	
PX10	C	\$ 697	122	C-EX	\$ 311	136	C-10	\$ 512	462		
	C-EX	\$ 697	122	C-SPEX	\$ 311	136	PXTQ80	C	\$ 241	149, 422	
	C-SPEX	\$ 697	122	PXTQ83	C	\$ 1091	139	PXTQ88	C	\$ 982	474
PX11	C	\$ 490	121, 456	PXTQ88	C	\$ 982	474				
PX16	C	\$ 763	122								
	C-EX	\$ 763	122								
	C-SPEX	\$ 763	122								

NUMERICAL INDEX

PRODUCT CODE	COLOR	USD PRICE	PAGE	PRODUCT CODE	COLOR	USD PRICE	PAGE	PRODUCT CODE	COLOR	USD PRICE	PAGE	
RT01X	BN	\$ 676	77, 462	RT06X	BN	\$ 818	80	RT20L	BN	\$ 194	88	
	BN-05	\$ 687	462		C	\$ 599	80		C	\$ 151	88	
	BN-10	\$ 687	462		PN	\$ 818	80		PN	\$ 194	88	
	C	\$ 502	77, 462	RT08L	BN	\$ 928	79, 463	RT20+	BN	\$ 194	88	
	C-05	\$ 512	462		BN-05	\$ 938	463		C	\$ 151	88	
	C-10	\$ 512	462		BN-10	\$ 938	463		PN	\$ 194	88	
RT03L	BN	\$ 872	79, 463		C	\$ 720	79, 463	RT20X	BN	\$ 194	88	
	BN-05	\$ 884	463		C-05	\$ 730	463		C	\$ 151	88	
	BN-10	\$ 884	463		C-10	\$ 730	463		PN	\$ 194	88	
	C	\$ 726	79, 463	PN	\$ 928	79, 463	RT23	BN	\$ 588	83		
	C-05	\$ 737	463	PN-05	\$ 938	463		BN-EX	\$ 588	83		
	C-10	\$ 737	463	PN-10	\$ 938	463		BN-SPEX	\$ 588	83		
	PN	\$ 872	79, 463	RT08+	BN	\$ 928		79, 463	C	\$ 512	83	
	PN-05	\$ 884	463		BN-05	\$ 938		463	C-EX	\$ 512	83	
	PN-10	\$ 884	463		BN-10	\$ 938		463	C-SPEX	\$ 512	83	
RT03+	BN	\$ 872	79, 463		C	\$ 720		79, 463	PN	\$ 588	83	
	BN-05	\$ 884	463		C-05	\$ 730		463	PN-EX	\$ 588	83	
	BN-10	\$ 884	463		C-10	\$ 730		463	PN-SPEX	\$ 588	83	
	C	\$ 726	79, 463	PN	\$ 928	79, 463	RT23+	BN	\$ 588	84		
	C-05	\$ 737	463	PN-05	\$ 938	463		BN-EX	\$ 588	84		
	C-10	\$ 737	463	PN-10	\$ 938	463		BN-SPEX	\$ 588	84		
	PN	\$ 872	79, 463	RT08X	BN	\$ 928		79, 463	C	\$ 512	84	
	PN-05	\$ 884	463		BN-05	\$ 938		463	C-EX	\$ 512	84	
	PN-10	\$ 884	463		BN-10	\$ 938		463	C-SPEX	\$ 512	84	
RT03X	BN	\$ 872	79, 463		C	\$ 720		79, 463	PN	\$ 588	84	
	BN-05	\$ 884	463		C-05	\$ 730		463	PN-EX	\$ 588	84	
	BN-10	\$ 884	463		C-10	\$ 730		463	PN-SPEX	\$ 588	84	
	C	\$ 726	79, 463	PN	\$ 928	79, 463	RT3	BN	\$ 311	93, 260, 448		
	C-05	\$ 737	463	PN-05	\$ 938	463		C	\$ 192	93, 260, 448		
	C-10	\$ 737	463	PN-10	\$ 938	463		PN	\$ 311	93, 260, 448		
	PN	\$ 872	79, 463	RT09L	BN	\$ 982	81	RT44	BN	\$ 588	469	
	PN-05	\$ 884	463		C	\$ 806	81		BN-EX	\$ 588	469	
	PN-10	\$ 884	463		PN	\$ 982	81		BN-SPEX	\$ 588	469	
RT05L	BN	\$ 872	79		RT09+	BN	\$ 982		81	C	\$ 512	469
	C	\$ 726	79			C	\$ 806		81	C-EX	\$ 512	469
	PN	\$ 872	79			PN	\$ 982		81	C-SPEX	\$ 512	469
RT05+	BN	\$ 872	79	RT09X	BN	\$ 982	81		PN	\$ 588	469	
	C	\$ 726	79		C	\$ 806	81		PN-EX	\$ 588	469	
	PN	\$ 872	79		PN	\$ 982	81		PN-SPEX	\$ 588	469	
RT05X	BN	\$ 872	79	RT12L	BN	\$ 1200	79	RT44+	BN	\$ 588	469	
	C	\$ 726	79		C	\$ 938	79		BN-EX	\$ 588	469	
	PN	\$ 872	79		PN	\$ 1200	79		BN-SPEX	\$ 588	469	
RT06L	BN	\$ 818	80	RT12+	BN	\$ 1200	79		C	\$ 512	469	
	C	\$ 599	80		C	\$ 938	79		C-EX	\$ 512	469	
	PN	\$ 818	80		PN	\$ 1200	79		C-SPEX	\$ 512	469	
RT06+	BN	\$ 818	80	RT12X	BN	\$ 1200	79		PN	\$ 588	469	
	C	\$ 599	80		C	\$ 938	79		PN-EX	\$ 588	469	
	PN	\$ 818	80		PN	\$ 1200	79		PN-SPEX	\$ 588	469	

NUMERICAL INDEX

PRODUCT CODE	COLOR	USD PRICE	PAGE	PRODUCT CODE	COLOR	USD PRICE	PAGE	PRODUCT CODE	COLOR	USD PRICE	PAGE	
RT45	BN	\$ 654	85	RT51	BN	\$ 410	82	RU08L	C	\$ 476	224, 459	
	BN-EX	\$ 654	85		BN-EX	\$ 410	82		C-05	\$ 487	459	
	BN-SPEX	\$ 654	85		BN-SPEX	\$ 410	82		C-10	\$ 487	459	
	C	\$ 562	85		C	\$ 327	82		PN	\$ 620	224, 459	
	C-EX	\$ 562	85		C-EX	\$ 327	82		PN-05	\$ 631	459	
	C-SPEX	\$ 562	85		C-SPEX	\$ 327	82		PN-10	\$ 631	459	
	PN	\$ 654	85		PN	\$ 410	82		RU08+	C	\$ 476	224, 459
	PN-EX	\$ 654	85		PN-EX	\$ 410	82			C-05	\$ 487	459
	PN-SPEX	\$ 654	85		PN-SPEX	\$ 410	82			C-10	\$ 487	459
RT45+	BN	\$ 654	86	RT6	BN	\$ 436	93, 260, 448			PN	\$ 620	224, 459
	BN-EX	\$ 654	86		C	\$ 294	93, 260, 448	PN-05		\$ 631	459	
	BN-SPEX	\$ 654	86		PN	\$ 436	93, 260, 448	PN-10	\$ 631	459		
	C	\$ 562	86	RT7	BN	\$ 180	93, 260, 448	RU09L	C	\$ 763	226	
	C-EX	\$ 562	86		C	\$ 119	93, 260, 448		PN	\$ 927	226	
	C-SPEX	\$ 562	86		PN	\$ 180	93, 260, 448	RU09+	C	\$ 763	226	
	PN	\$ 654	86	RT83	BN	\$ 1266	88		PN	\$ 927	226	
	PN-EX	\$ 654	86		C	\$ 1091	88	RU11	C	\$ 384	223, 459	
	PN-SPEX	\$ 654	86		PN	\$ 1266	88		C-05	\$ 396	459	
RT46	BN	\$ 1128	87	RT83+	BN	\$ 1266	88		C-10	\$ 396	459	
	C	\$ 982	87		C	\$ 1091	88		PN	\$ 524	223, 459	
	PN	\$ 1128	87		PN	\$ 1266	88		PN-05	\$ 535	459	
	RT46+	BN	\$ 1128	87	RT88	BN	\$ 1128		475	PN-10	\$ 535	459
C		\$ 982	87	C		\$ 982	475		RU19	C	\$ 763	225
PN		\$ 1128	87	PN		\$ 1128	475	PN		\$ 938	225	
RT47	BN	\$ 654	472	RT88+	BN	\$ 1128	475	RU19+	C	\$ 763	225	
	BN-EX	\$ 654	472		C	\$ 982	475		PN	\$ 938	225	
	BN-SPEX	\$ 654	472		PN	\$ 1128	475	RU39	C	\$ 1309	225	
	C	\$ 562	472	RU00	C	\$ 305	223, 459		C-EX	\$ 1309	225	
	C-EX	\$ 562	472		C-05	\$ 315	459		C-SPEX	\$ 1309	225	
	C-SPEX	\$ 562	472		C-10	\$ 315	459		PN	\$ 1746	225	
	PN	\$ 654	472		PN	\$ 398	223, 459		PN-EX	\$ 1746	225	
	PN-EX	\$ 654	472		PN-05	\$ 408	459		PN-SPEX	\$ 1746	225	
	PN-SPEX	\$ 654	472		PN-10	\$ 408	459	RUTM23	C	\$ 502	228	
RT47+	BN	\$ 654	472	RU01	C	\$ 327	223, 459		C-EX	\$ 502	228	
	BN-EX	\$ 654	472		C-05	\$ 338	459		C-SPEX	\$ 502	228	
	BN-SPEX	\$ 654	472		C-10	\$ 338	459		PN	\$ 588	228	
	C	\$ 562	472		PN	\$ 436	223, 459		PN-EX	\$ 588	228	
	C-EX	\$ 562	472		PN-05	\$ 447	459		PN-SPEX	\$ 588	228	
	C-SPEX	\$ 562	472		PN-10	\$ 447	459	RUTM23+	C	\$ 502	229	
	PN	\$ 654	472	RU06L	C	\$ 599	224		C-EX	\$ 502	229	
	PN-EX	\$ 654	472		PN	\$ 818	224		C-SPEX	\$ 502	229	
	PN-SPEX	\$ 654	472	RU06+	C	\$ 599	224		PN	\$ 588	229	
RT5	BN	\$ 327	93, 260, 448		PN	\$ 818	224		PN-EX	\$ 588	229	
	C	\$ 217	93, 260, 448				PN-SPEX		\$ 588	229		
	PN	\$ 327	93, 260, 448									

NUMERICAL INDEX

PRODUCT CODE	COLOR	USD PRICE	PAGE	PRODUCT CODE	COLOR	USD PRICE	PAGE	PRODUCT CODE	COLOR	USD PRICE	PAGE	
RUTM44	C	\$ 502	468	RUTM83+	C	\$ 1091	233	SA44	C	\$ 578	468	
	C-EX	\$ 502	468		PN	\$ 1266	233		C-EX	\$ 578	468	
	C-SPEX	\$ 502	468	RUTM88	C	\$ 982	474		C-SPEX	\$ 578	468	
	PN	\$ 588	468		PN	\$ 1128	474		PN	\$ 676	468	
	PN-EX	\$ 588	468	RUTM88+	C	\$ 982	474		PN-EX	\$ 676	468	
PN-SPEX	\$ 588	468	PN		\$ 1128	474	PN-SPEX	\$ 676	468			
RUTM44+	C	\$ 502	468	SA0	C	\$ 57	72, 441	SA45	C	\$ 611	66	
	C-EX	\$ 502	468	PN	\$ 80	72, 441	C-EX		\$ 611	66		
	C-SPEX	\$ 502	468	SA00	C	\$ 444	61, 454		C-SPEX	\$ 611	66	
	PN	\$ 588	468	PN	\$ 603	61, 454	PN		\$ 720	66		
	PN-EX	\$ 588	468	SA01	C	\$ 467	61, 454		PN-EX	\$ 720	66	
	PN-SPEX	\$ 588	468	PN	\$ 641	61, 454	PN-SPEX		\$ 720	66		
RUTM45	C	\$ 545	230	SA07	C	\$ 1635	62	SA46	C	\$ 1091	67	
	C-EX	\$ 545	230	PN	\$ 2219	62	PN		\$ 1254	67		
	C-SPEX	\$ 545	230	SA08	C	\$ 830	61, 454	SA47	C	\$ 611	471	
	PN	\$ 643	230		PN	\$ 986	61, 454		C-EX	\$ 611	471	
	PN-EX	\$ 643	230	SA09	C	\$ 1070	63		C-SPEX	\$ 611	471	
	PN-SPEX	\$ 643	230		PN	\$ 1124	63		PN	\$ 720	471	
RUTM45+	C	\$ 545	231	SA11	C	\$ 583	62, 454		PN-EX	\$ 720	471	
	C-EX	\$ 545	231		C-10	\$ 594	454	PN-SPEX	\$ 720	471		
	C-SPEX	\$ 545	231		PN	\$ 758	62, 454	SA5	C	\$ 150	72, 441	
	PN	\$ 643	231		PN-10	\$ 768	454		PN	\$ 210	72, 441	
	PN-EX	\$ 643	231	SA12	C	\$ 1284	62	SA51	C	\$ 359	64	
	PN-SPEX	\$ 643	231		PN	\$ 1635	62		C-EX	\$ 359	64	
RUTM46	C	\$ 982	232	SA14	C	\$ 1318	61, 454		C-SPEX	\$ 359	64	
	PN	\$ 1128	232		PN	\$ 1798	61, 454		PN	\$ 437	64	
RUTM46+	C	\$ 982	232	SA17	C	\$ 1401	62		PN-EX	\$ 437	64	
	PN	\$ 1128	232		PN	\$ 1751	62	PN-SPEX	\$ 437	64		
RUTM47	C	\$ 545	471	SA20	C	\$ 210	67	SA6	C	\$ 220	72, 441	
	C-EX	\$ 545	471		PN	\$ 244	67		PN	\$ 303	72, 441	
	C-SPEX	\$ 545	471	SA23	C	\$ 578	65	SA7	C	\$ 96	72, 441	
	PN	\$ 643	471		C-EX	\$ 578	65		PN	\$ 145	72, 441	
	PN-EX	\$ 643	471		C-SPEX	\$ 578	65		SA80	C	\$ 321	76, 420
	PN-SPEX	\$ 643	471		PN	\$ 676	65			PN	\$ 467	76, 420
RUTM47+	C	\$ 545	471		PN-EX	\$ 676	65		SA83	C	\$ 1237	67
	C-EX	\$ 545	471	PN-SPEX	\$ 676	65	PN	\$ 1401		67		
	C-SPEX	\$ 545	471	SA27	C	\$ 443	65	SA88	C	\$ 1091	474	
	PN	\$ 643	471		PN	\$ 478	65		PN	\$ 1183	474	
	PN-EX	\$ 643	471	SA3	C	\$ 96	72, 441	SD1	BN	\$ 137	5	
	PN-SPEX	\$ 643	471		PN	\$ 145	72, 441		C	\$ 104	5	
RUTM51	C	\$ 311	227	SA37	C	\$ 2183	63		SS	\$ 137	5	
	C-EX	\$ 311	227		C-EX	\$ 2183	63	SD2	BN	\$ 147	5	
	C-SPEX	\$ 311	227		C-SPEX	\$ 2183	63		C	\$ 108	5	
	PN	\$ 399	227		PN	\$ 2947	63		SS	\$ 147	5	
	PN-EX	\$ 399	227		PN-EX	\$ 2947	63	SD4	C	\$ 147	5	
	PN-SPEX	\$ 399	227		PN-SPEX	\$ 2947	63		SS	\$ 206	5	
RUTM83	C	\$ 1091	233	SA44	C	\$ 578	468	SD5	C	\$ 108	5	
	PN	\$ 1266	233		PN	\$ 1266	233		SS	\$ 147	5	

NUMERICAL INDEX

PRODUCT CODE	COLOR	USD PRICE	PAGE	PRODUCT CODE	COLOR	USD PRICE	PAGE	PRODUCT CODE	COLOR	USD PRICE	PAGE
SD6	C	\$ 147	5	SY39	BN	\$ 1746	208	TATOP23	BN	\$ 437	268
	SS	\$ 206	5		BN-EX	\$ 1746	208		C	\$ 361	268
SL01	C	\$ 643	61, 454		BN-SPEX	\$ 1746	208		PN	\$ 437	268
	PN	\$ 872	61, 454		C	\$ 1309	208	TATOP39	BN	\$ 2306	266
ST0	BN	\$ 93	185, 219, 275, 355, 446		C-EX	\$ 1309	208		C	\$ 1542	266
	C	\$ 57	185, 219, 239, 275, 355, 376, 446	C-SPEX	\$ 1309	208	PN	\$ 2306	266		
	PN	\$ 93	185, 239, 275, 446	SYTM20L	BN	\$ 194	213	TATOP45	BN	\$ 443	269
ST3	BN	\$ 128	185, 219, 275, 355, 446	C	\$ 151	213	C		\$ 351	269	
	C	\$ 93	185, 219, 239, 275, 355, 376, 446	SYTM23	BN	\$ 588	211	PN	\$ 443	269	
	PN	\$ 128	185, 239, 275, 446		BN-EX	\$ 588	211	TATOP46	BN	\$ 806	270
ST5	BN	\$ 220	185, 219, 275, 355, 446		BN-SPEX	\$ 588	211		C	\$ 660	270
	C	\$ 163	185, 219, 239, 275, 355, 376, 446		C	\$ 502	211		PN	\$ 806	270
	PN	\$ 220	185, 239, 275, 446		C-EX	\$ 502	211	TATOP51	BN	\$ 289	267
ST6	BN	\$ 338	185, 219, 275, 355, 446	C-SPEX	\$ 502	211	C		\$ 206	267	
	C	\$ 244	185, 219, 239, 275, 355, 376, 446	SYTM44	BN	\$ 588	469		PN	\$ 289	267
	PN	\$ 338	185, 239, 275, 446	BN-EX	\$ 588	469	TATOP80	BN	\$ 279	97, 279, 420	
ST7	BN	\$ 111	185, 219, 275, 355, 446	BN-SPEX	\$ 588	469		C	\$ 191	97, 279, 420	
	C	\$ 79	185, 219, 239, 275, 355, 376, 446	C	\$ 502	469		PN	\$ 279	97, 279, 420	
	PN	\$ 111	185, 239, 275, 446	C-EX	\$ 502	469	TC101	C	\$ 697	4, 466	
SY03L	BN	\$ 814	207, 458	C-SPEX	\$ 502	469		C-10	\$ 709	466	
	BN-05	\$ 824	458	SYTM45	BN	\$ 643		212	C-15	\$ 709	466
	BN-10	\$ 824	458	BN-EX	\$ 643	212		SS	\$ 960	4, 466	
SY05L	C	\$ 676	207, 458	BN-SPEX	\$ 643	212		SS-10	\$ 970	466	
	C-05	\$ 687	458	C	\$ 545	212	SS-15	\$ 970	466		
	C-10	\$ 687	458	C-EX	\$ 545	212	TCS10	BN	\$ 680	340	
	SY05L	BN	\$ 814	207	C-SPEX	\$ 545		212	C	\$ 429	340
		C	\$ 676	207	SYTM46	BN	\$ 1128	213	TCS16	BN	\$ 750
BN		\$ 818	209	C	\$ 982	213	C	\$ 499		340	
SY06L	C	\$ 599	209	SYTM47	BN	\$ 643	472	TCS39	BN	\$ 1542	342
	BN	\$ 635	207, 458	BN-EX	\$ 643	472	C		\$ 1105	342	
SY08L	BN-05	\$ 646	458	BN-SPEX	\$ 643	472	TCSTM20	BN	\$ 101	346	
	BN-10	\$ 646	458	C	\$ 545	472		C	\$ 58	346	
	C	\$ 514	207, 458	C-EX	\$ 545	472	TCSTM23	BN	\$ 394	344	
	C-05	\$ 525	458	C-SPEX	\$ 545	472		C	\$ 328	344	
	C-10	\$ 525	458	SYTM51	BN	\$ 399	210	TCSTM45	BN	\$ 388	345
	BN	\$ 927	209	BN-EX	\$ 399	210	C		\$ 318	345	
SY09L	C	\$ 763	209	BN-SPEX	\$ 399	210	TCSTM46	BN	\$ 757	346	
	BN	\$ 901	207	C	\$ 311	210		C	\$ 616	346	
SY12L	C	\$ 654	207	C-EX	\$ 311	210	TCSTM51	BN	\$ 278	343	
	BN	\$ 901	207	C-SPEX	\$ 311	210		C	\$ 190	343	
SY08L	BN	\$ 635	207, 458	SYTM83	BN	\$ 1266	213	TED10	BN	\$ 550	298
	BN-05	\$ 646	458	C	\$ 1091	213	C		\$ 353	298	
	BN-10	\$ 646	458	SYTM88	BN	\$ 1128	475		PN	\$ 550	298
	C	\$ 514	207, 458	C	\$ 982	475	TED16	BN	\$ 680	298	
C-05	\$ 525	458	TAT39	BN	\$ 2306	81		C	\$ 484	298	
C-10	\$ 525	458		C	\$ 1542	81		PN	\$ 680	298	
SY09L	BN	\$ 927	209	PN	\$ 2306	81	TEDTM20L	BN	\$ 101	307	
	C	\$ 763	209					C	\$ 58	307	

NUMERICAL INDEX

PRODUCT CODE	COLOR	USD PRICE	PAGE	PRODUCT CODE	COLOR	USD PRICE	PAGE	PRODUCT CODE	COLOR	USD PRICE	PAGE
TEDTM20+	BN	\$ 101	307	TGS46	C	\$ 616	368	TMMRD39X	BN	\$ 2459	13
	C	\$ 58	307		TGS51	C	\$ 190		362	BNBK	\$ 2459
TEDTM23	BN	\$ 437	302	TGS71	C	\$ 96	363		C	\$ 1845	13
	C	\$ 351	302	TGS93	C	\$ 254	365		CBK	\$ 1845	13
	PN	\$ 437	302	TGS95	C	\$ 240	367		PN	\$ 2459	13
TEDTM23+	BN	\$ 437	303	TMMRD23J	BN	\$ 544	18	PNBK	\$ 2459	13	
	C	\$ 351	303		BNBK	\$ 544	18	TMMRD45J	BN	\$ 529	19
	PN	\$ 437	303		C	\$ 443	18		BNBK	\$ 529	19
TEDTM45	BN	\$ 432	304		CBK	\$ 443	18		C	\$ 416	19
	C	\$ 334	304		PN	\$ 544	18		CBK	\$ 416	19
	PN	\$ 432	304		PNBK	\$ 544	18		PN	\$ 529	19
TEDTM45+	BN	\$ 432	305	TMMRD23L	BN	\$ 544	18	PNBK	\$ 529	19	
	C	\$ 334	305		BNBK	\$ 544	18	TMMRD45L	BN	\$ 529	19
	PN	\$ 432	305		C	\$ 443	18		BNBK	\$ 529	19
TEDTM46	BN	\$ 806	306		CBK	\$ 443	18		C	\$ 416	19
	C	\$ 660	306		PN	\$ 544	18		CBK	\$ 416	19
	PN	\$ 806	306		PNBK	\$ 544	18		PN	\$ 529	19
TEDTM46+	BN	\$ 806	306	TMMRD23+	BN	\$ 544	18	PNBK	\$ 529	19	
	C	\$ 660	306		BNBK	\$ 544	18	TMMRD45+	BN	\$ 529	19
	PN	\$ 806	306		C	\$ 443	18		BNBK	\$ 529	19
TEDTM51	BN	\$ 278	301		CBK	\$ 443	18		C	\$ 416	19
	C	\$ 190	301		PN	\$ 544	18		CBK	\$ 416	19
	PN	\$ 278	301	PNBK	\$ 544	18	PN		\$ 529	19	
TEF20L	C	\$ 197	52	TMMRD23X	BN	\$ 544	18	TMMRD45X	BN	\$ 529	19
TEF23	BN	\$ 526	50		BNBK	\$ 544	18		BNBK	\$ 529	19
	C	\$ 432	50		C	\$ 443	18		C	\$ 416	19
	PN	\$ 526	50		CBK	\$ 443	18		CBK	\$ 416	19
TEF45	BN	\$ 523	51		PN	\$ 544	18		PN	\$ 529	19
	C	\$ 419	51		PNBK	\$ 544	18		PNBK	\$ 529	19
	PN	\$ 523	51	TMMRD39J	BN	\$ 2459	13	TMMRD46J	BN	\$ 968	20
TEF46	BN	\$ 933	52		BNBK	\$ 2459	13		BNBK	\$ 968	20
	C	\$ 769	52		C	\$ 1845	13		C	\$ 800	20
	PN	\$ 933	52		CBK	\$ 1845	13		CBK	\$ 800	20
TEF51	BN	\$ 375	49		PN	\$ 2459	13		PN	\$ 968	20
	C	\$ 260	49	PNBK	\$ 2459	13	PNBK	\$ 968	20		
	PN	\$ 375	49	TMMRD39L	BN	\$ 2459	13	TMMRD46L	BN	\$ 968	20
TEQ10	C	\$ 462	282		BNBK	\$ 2459	13		BNBK	\$ 968	20
TEQ16	C	\$ 528	282		C	\$ 1845	13		C	\$ 800	20
TEQ23	C	\$ 351	285		CBK	\$ 1845	13		CBK	\$ 800	20
TEQ39	C	\$ 1433	283		PN	\$ 2459	13		PN	\$ 968	20
TEQ45	C	\$ 334	286		PNBK	\$ 2459	13		PNBK	\$ 968	20
TEQ46	C	\$ 660	287	TMMRD39+	BN	\$ 2459	13	TMMRD46+	BN	\$ 968	20
TEQ51	C	\$ 190	284		BNBK	\$ 2459	13		BNBK	\$ 967	20
TGS10	C	\$ 391	360		C	\$ 1845	13		C	\$ 800	20
TGS16	C	\$ 461	360		CBK	\$ 1845	13		CBK	\$ 800	20
TGS23	C	\$ 328	364		PN	\$ 2459	13		PN	\$ 968	20
TGS39	C	\$ 941	361		PNBK	\$ 2459	13		PNBK	\$ 968	20
TGS45	C	\$ 318	366								

NUMERICAL INDEX

PRODUCT CODE	COLOR	USD PRICE	PAGE	PRODUCT CODE	COLOR	USD PRICE	PAGE	PRODUCT CODE	COLOR	USD PRICE	PAGE
TMMRD46X	BN	\$ 968	20	TMMSQ39X	BN	\$ 2459	16	TPATM51	BN	\$ 278	173
	BNBK	\$ 968	20		BNBK	\$ 2459	16		C	\$ 190	173
	C	\$ 800	20		C	\$ 1845	16		PN	\$ 278	173
	CBK	\$ 800	20		CBK	\$ 1845	16	TPATQ20L	BN	\$ 101	195
	PN	\$ 968	20		PN	\$ 2459	16		C	\$ 58	195
	PNBK	\$ 968	20		PNBK	\$ 2459	16	TPATQ23	BN	\$ 437	190
TMMRD51J	BN	\$ 328	17	TMZ10	BN	\$ 753	318		C	\$ 351	190
	BNBK	\$ 328	17		C	\$ 542	318	TPATQ23+	BN	\$ 437	191
	C	\$ 249	17	TMZ16	BN	\$ 823	318		C	\$ 351	191
	CBK	\$ 249	17		C	\$ 612	318	TPATQ45	BN	\$ 432	192
	PN	\$ 328	17	TMZ23	BN	\$ 394	322		C	\$ 334	192
	PNBK	\$ 328	17		C	\$ 328	322	TPATQ45+	BN	\$ 432	193
TMMRD51L	BN	\$ 328	17	TMZ39	BN	\$ 1542	319		C	\$ 334	193
	BNBK	\$ 328	17		C	\$ 1160	319	TPATQ46	BN	\$ 806	194
	C	\$ 249	17	TMZ45	BN	\$ 388	324		C	\$ 660	194
	CBK	\$ 249	17		C	\$ 318	324	TPATQ46+	BN	\$ 806	194
	PN	\$ 328	17	TMZ46	BN	\$ 806	326		C	\$ 660	194
	PNBK	\$ 328	17		C	\$ 660	326	TPATQ51	BN	\$ 278	189
TMMRD51+	BN	\$ 328	17	TMZ51	BN	\$ 278	320		C	\$ 190	189
	BNBK	\$ 328	17		C	\$ 190	320	TPFTQ20T	C	\$ 58	157
	C	\$ 249	17	TMZ71	C	\$ 96	321		TPFTQ23	C	\$ 351
	CBK	\$ 249	17		TMZ93	C	\$ 274	323		TPFTQ45	C
	PN	\$ 328	17	TMZ95		C	\$ 267	325	TPFTQ46		C
	PNBK	\$ 328	17		TPA39	BN	\$ 1542	171		TPFTQ51	C
TMMRD51X	BN	\$ 328	17	C		\$ 1105	171	TPX10	C		\$ 505
	BNBK	\$ 328	17	PN	\$ 1542	171	TPX16		C	\$ 571	122
	C	\$ 249	17		TPATM20L	BN		\$ 101	179	TPX39	C
	CBK	\$ 249	17	C		\$ 58	179	TPXTM23	C		\$ 351
	PN	\$ 328	17	PN	\$ 101	179	TPXTM45		C	\$ 334	126
	PNBK	\$ 328	17		TPATM23	BN		\$ 437	174	TPXTM46	C
TMMSQ39J	BN	\$ 2459	16	C		\$ 351	174	TPXTM51	C		\$ 190
	BNBK	\$ 2459	16	PN	\$ 437	174	TPXTQ23		C	\$ 351	137
	C	\$ 1845	16		TPATM23+	BN		\$ 437	175	TPXTQ45	C
	CBK	\$ 1845	16	C		\$ 351	175	TPXTQ46	C		\$ 660
	PN	\$ 2459	16	PN	\$ 437	175	TPXTQ51		C	\$ 190	136
	PNBK	\$ 2459	16		TPATM45	BN		\$ 432	176	TQ81	C
TMMSQ39L	BN	\$ 2459	16	C		\$ 334	176	TRT20L	BN		\$ 101
	BNBK	\$ 2459	16	PN	\$ 432	176	C		\$ 58	88	
	C	\$ 1845	16		TPATM45+	BN	\$ 432	177	PN	\$ 101	88
	CBK	\$ 1845	16	C		\$ 334	177	TRT20+		BN	\$ 101
	PN	\$ 2459	16	PN	\$ 432	177	C		\$ 58	88	
	PNBK	\$ 2459	16		TPATM46	BN	\$ 806	178	PN	\$ 101	88
TMMSQ39+	BN	\$ 2459	16	C		\$ 660	178	TRT23		BN	\$ 437
	BNBK	\$ 2459	16	PN	\$ 806	178	C		\$ 361	83	
	C	\$ 1845	16		TPATM46+	C	\$ 660	178	PN	\$ 437	83
	CBK	\$ 1845	16	PN		\$ 806	178	TRT23+		BN	\$ 437
	PN	\$ 2459	16		C	\$ 660	178		C	\$ 361	84
	PNBK	\$ 2459	16	C	\$ 806	178	PN	\$ 437	84		

NUMERICAL INDEX

PRODUCT CODE	COLOR	USD PRICE	PAGE
TRT45	BN	\$ 443	85
	C	\$ 351	85
	PN	\$ 443	85
TRT45+	BN	\$ 443	86
	C	\$ 351	86
	PN	\$ 443	86
TRT46	BN	\$ 806	87
	C	\$ 660	87
	PN	\$ 806	87
TRT46+	BN	\$ 806	87
	C	\$ 660	87
	PN	\$ 806	87
TRT51	BN	\$ 289	82
	C	\$ 206	82
	PN	\$ 289	82
TRU39	C	\$ 1105	225
	PN	\$ 1542	225
TRUTM23	C	\$ 351	228
	PN	\$ 437	228
TRUTM23+	C	\$ 351	229
	PN	\$ 437	229
TRUTM45	C	\$ 334	230
	PN	\$ 432	230
TRUTM45+	C	\$ 334	231
	PN	\$ 432	231
TRUTM46	C	\$ 660	232
	PN	\$ 806	232
TRUTM46+	C	\$ 660	232
	PN	\$ 806	232
TRUTM51	C	\$ 190	227
	PN	\$ 278	227
TSA20	C	\$ 117	67
	PN	\$ 151	67
TSA23	C	\$ 427	65
	PN	\$ 525	65
TSA37	C	\$ 1979	63
	PN	\$ 2743	63
TSA45	C	\$ 400	66
	PN	\$ 509	66
TSA46	C	\$ 769	67
	PN	\$ 932	67
TSA51	C	\$ 238	64
	PN	\$ 316	64
TSA80	C	\$ 262	76, 420
	PN	\$ 408	76, 420
TSY39	BN	\$ 1542	208
	C	\$ 1105	208

PRODUCT CODE	COLOR	USD PRICE	PAGE
TSYTM20L	BN	\$ 101	213
	C	\$ 58	213
TSYTM23	BN	\$ 437	211
	C	\$ 351	211
TSYTM45	BN	\$ 432	212
	C	\$ 334	212
TSYTM46	BN	\$ 806	213
	C	\$ 660	213
TSYTM51	BN	\$ 278	210
	C	\$ 190	210
TU02	BN	\$ 137	433
	C	\$ 91	433
TU04	BN	\$ 272	172, 209, 299, 341, 432
	C	\$ 196	172, 209, 224, 299, 341, 432
	PN	\$ 272	172, 224, 299, 432
TU26	BN	\$ 687	172, 209, 299, 341, 432
	C	\$ 486	172, 209, 224, 299, 341, 432
	PN	\$ 687	172, 224, 299, 432
TU33	BN	\$ 806	80, 245, 432
	C	\$ 559	80, 245, 432
	PN	\$ 806	80, 245, 432
TU44	BN	\$ 1222	433
	C	\$ 849	433
TU99	BN	\$ 196	80, 245, 433
	C	\$ 137	80, 245, 433
	PN	\$ 196	80, 245, 433
TVY10	C	\$ 671	32
TVY16	C	\$ 741	32
TVY20	C	\$ 117	37
TVY23	C	\$ 427	35
TVY39	C	\$ 1596	33
TVY45	C	\$ 400	36
TVY46	C	\$ 769	37
TVY51	C	\$ 238	34
TZ010	BN	\$ 866	101
	C	\$ 556	101
	PN	\$ 866	101
TZ016	BN	\$ 936	102
	C	\$ 626	102
	PN	\$ 936	102
TZ039	BN	\$ 2198	104
	C	\$ 1651	104
	PN	\$ 2198	104
TZ00P10	BN	\$ 1266	101
	C	\$ 877	101
TZ00P16	BN	\$ 1335	102
	C	\$ 947	102

PRODUCT CODE	COLOR	USD PRICE	PAGE
TZ00P37	BN	\$ 4000	105
	C	\$ 2832	105
TZ00P80	BN	\$ 431	119, 420
	C	\$ 307	119, 420
	PN	\$ 431	119, 420
TZ0TQ20	BN	\$ 101	109
	C	\$ 58	109
TZ0TQ23	BN	\$ 394	107
	C	\$ 328	107
	PN	\$ 394	107
TZ0TQ45	BN	\$ 388	108
	C	\$ 318	108
	PN	\$ 388	108
TZ0TQ46	BN	\$ 806	109
	C	\$ 660	109
	PN	\$ 806	109
TZ0TQ51	BN	\$ 278	106
	C	\$ 190	106
	PN	\$ 278	106
VY0	C	\$ 57	42, 440
VY08	C	\$ 777	31, 454
	C-05	\$ 787	454
VY09	C	\$ 1070	33
VY10	C	\$ 863	32
	C-EX	\$ 863	32
	C-SPEX	\$ 863	32
VY11	C	\$ 641	32, 454
	C-05	\$ 652	454
	C-10	\$ 652	454
VY16	C	\$ 933	32
	C-EX	\$ 933	32
	C-SPEX	\$ 933	32
VY20	C	\$ 210	37
VY21	C	\$ 1200	33
VY23	C	\$ 578	35
	C-EX	\$ 578	35
	C-SPEX	\$ 578	35
VY3	C	\$ 80	42, 440
VY39	C	\$ 1800	33
	C-EX	\$ 1800	33
	C-SPEX	\$ 1800	33
VY44	C	\$ 578	468
	C-EX	\$ 578	468
	C-SPEX	\$ 578	468
VY45	C	\$ 611	36
	C-EX	\$ 611	36
	C-SPEX	\$ 611	36
VY46	C	\$ 1091	37

NUMERICAL INDEX

PRODUCT CODE	COLOR	USD PRICE	PAGE	PRODUCT CODE	COLOR	USD PRICE	PAGE	PRODUCT CODE	COLOR	USD PRICE	PAGE
VY47	C	\$ 611	471	Z008	BN	\$ 705	100, 457	Z05	BN	\$ 174	114, 444
	C-EX	\$ 611	471		BN-05	\$ 716	457		C	\$ 128	114, 444
	C-SPEX	\$ 611	471		BN-10	\$ 716	457		PN	\$ 174	114, 444
VY5	C	\$ 150	42, 440		C	\$ 567	100, 457	Z06	BN	\$ 278	114, 444
VY51	C	\$ 359	34		C-05	\$ 578	457		C	\$ 198	114, 444
	C-EX	\$ 359	34		C-10	\$ 578	457		PN	\$ 278	114, 444
	C-SPEX	\$ 359	34		PN	\$ 705	100, 457	Z07	BN	\$ 93	114, 444
VY6	C	\$ 210	42, 440		PN-05	\$ 716	457		C	\$ 69	114, 444
VY7	C	\$ 104	42, 440		PN-10	\$ 716	457		PN	\$ 93	114, 444
VY80	C	\$ 255	45, 421		Z009	BN	\$ 927	105	Z080	BN	\$ 314
VY83	C	\$ 1237	37	C		\$ 763	105	C		\$ 251	118, 421
VY88	C	\$ 1091	474	PN		\$ 927	105	PN		\$ 314	118, 421
VYL01	C	\$ 699	31, 454	Z010	BN	\$ 1058	101	Z00P08	BN	\$ 730	100, 457
	C-05	\$ 711	454		BN-EX	\$ 1058	101		BN-10	\$ 741	457
VYS00	C	\$ 561	31, 454		BN-SPEX	\$ 1058	101		C	\$ 624	100, 457
	C-05	\$ 572	454		C	\$ 748	101	C-10	\$ 635	457	
VYS01	C	\$ 583	31, 454		C-EX	\$ 748	101	Z00P10	BN	\$ 1458	101
	C-05	\$ 594	454		C-SPEX	\$ 748	101		BN-EX	\$ 1458	101
YL01	C	\$ 424	9, 463		PN	\$ 1058	101		BN-SPEX	\$ 1458	101
	C-05	\$ 436	463		PN-EX	\$ 1058	101	C	\$ 1069	101	
	C-10	\$ 436	463		PN-SPEX	\$ 1058	101	C-EX	\$ 1069	101	
YM01	C	\$ 366	9, 463		Z012	BN	\$ 1069	103	Z00P11	C-SPEX	\$ 1069
	C-05	\$ 377	463	C		\$ 818	103	BN		\$ 758	100, 457
	C-10	\$ 377	463	PN		\$ 1069	103	BN-10		\$ 768	457
YS01	C	\$ 355	9, 463	Z016	BN	\$ 1128	102	C	\$ 583	100, 457	
	C-05	\$ 366	463		BN-EX	\$ 1128	102	C-10	\$ 594	457	
	C-10	\$ 366	463		BN-SPEX	\$ 1128	102	Z00P12	BN	\$ 1506	103
ZL01	BN	\$ 643	100, 457		C	\$ 818	102		C	\$ 1134	103
	BN-05	\$ 654	457		C-EX	\$ 818	102		Z00P16	BN	\$ 1527
	BN-10	\$ 654	457		C-SPEX	\$ 818	102	BN-EX		\$ 1527	102
	C	\$ 457	100, 457		PN	\$ 1128	102	BN-SPEX		\$ 1527	102
	C-05	\$ 469	457		PN-EX	\$ 1128	102	C	\$ 1139	102	
	C-10	\$ 469	457		PN-SPEX	\$ 1128	102	C-EX	\$ 1139	102	
	PN	\$ 643	100, 457		Z017	BN	\$ 1418	103	C-SPEX	\$ 1139	102
	PN-05	\$ 654	457	C		\$ 1069	103	Z00P17	BN	\$ 1844	103
	PN-10	\$ 654	457	PN		\$ 1418	103		C	\$ 1401	103
	ZLOP01	BN	\$ 709	100, 457	Z03	BN	\$ 96	114, 444	Z00P37	BN	\$ 4204
BN-10		\$ 720	457	C		\$ 69	114, 444	BN-EX		\$ 4204	104
C		\$ 588	100, 457	PN		\$ 96	114, 444	BN-SPEX		\$ 4204	104
C-10		\$ 599	457	Z039	BN	\$ 2402	104	C	\$ 3036	104	
Z00	BN	\$ 67	114, 444		BN-EX	\$ 2402	104	C-EX	\$ 3036	104	
	C	\$ 49	114, 444		BN-SPEX	\$ 2402	104	C-SPEX	\$ 3036	104	
	PN	\$ 67	114, 444		C	\$ 1855	104	Z00P80	BN	\$ 490	119, 421
C-EX	\$ 1855	104	C-EX		\$ 1855	104	C		\$ 366	119, 421	
C-SPEX	\$ 1855	104	C-SPEX		\$ 1855	104	PN		\$ 490	119, 421	
PN	\$ 2402	104	PN		\$ 2402	104	Z0TQ20	BN	\$ 194	109	
PN-EX	\$ 2402	104	PN-EX		\$ 2402	104		C	\$ 151	109	
PN-SPEX	\$ 2402	104	PN-SPEX		\$ 2402	104					

NUMERICAL INDEX

PRODUCT CODE	COLOR	USD PRICE	PAGE	PRODUCT CODE	COLOR	USD PRICE	PAGE
ZOTQ23	BN	\$ 545	107	ZOTQ83	BN	\$ 1266	109
	BN-EX	\$ 545	107		C	\$ 1091	109
	BN-SPEX	\$ 545	107	ZOTQ88	BN	\$ 1128	474
	C	\$ 479	107		C	\$ 982	474
	C-EX	\$ 479	107		PN	\$ 1128	474
	C-SPEX	\$ 479	107	ZS00	BN	\$ 451	99, 457
	PN	\$ 545	107		BN-05	\$ 461	457
	PN-EX	\$ 545	107		BN-10	\$ 461	457
	PN-SPEX	\$ 545	107		C	\$ 333	99, 457
ZOTQ44	BN	\$ 545	468		C-05	\$ 344	457
	BN-EX	\$ 545	468		C-10	\$ 344	457
	BN-SPEX	\$ 545	468		PN	\$ 451	99, 457
	C	\$ 479	468		PN-05	\$ 461	457
	C-EX	\$ 479	468		PN-10	\$ 461	457
	C-SPEX	\$ 479	468	ZS01	BN	\$ 489	99, 457
	PN	\$ 545	468		BN-05	\$ 500	457
	PN-EX	\$ 545	468		BN-10	\$ 500	457
	PN-SPEX	\$ 545	468		C	\$ 355	99, 457
ZOTQ45	BN	\$ 599	108		C-05	\$ 366	457
	BN-EX	\$ 599	108		C-10	\$ 366	457
	BN-SPEX	\$ 599	108		PN	\$ 489	99, 457
	C	\$ 529	108		PN-05	\$ 500	457
	C-EX	\$ 529	108		PN-10	\$ 500	457
	C-SPEX	\$ 529	108	ZSOP00	BN	\$ 545	99, 457
	PN	\$ 599	108		BN-10	\$ 556	457
	PN-EX	\$ 599	108		C	\$ 447	99, 457
	PN-SPEX	\$ 599	108	C-10	\$ 457	457	
ZOTQ46	BN	\$ 1128	109	ZSOP01	BN	\$ 583	99, 457
	C	\$ 982	109		BN-10	\$ 594	457
	PN	\$ 1128	109		C	\$ 469	99, 457
ZOTQ47	BN	\$ 599	471	C-10	\$ 479	457	
	BN-EX	\$ 599	471				
	BN-SPEX	\$ 599	471				
	C	\$ 529	471				
	C-EX	\$ 529	471				
	C-SPEX	\$ 529	471				
	PN	\$ 599	471				
	PN-EX	\$ 599	471				
	PN-SPEX	\$ 599	471				
ZOTQ51	BN	\$ 399	106				
	BN-EX	\$ 399	106				
	BN-SPEX	\$ 399	106				
	C	\$ 311	106				
	C-EX	\$ 311	106				
	C-SPEX	\$ 311	106				
	PN	\$ 399	106				
	PN-EX	\$ 399	106				
	PN-SPEX	\$ 399	106				

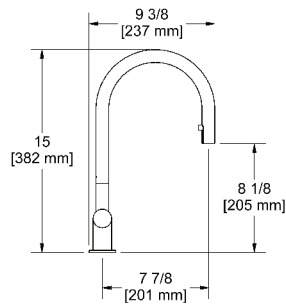


KITCHEN

KITCHEN



Azure kitchen faucet with spray

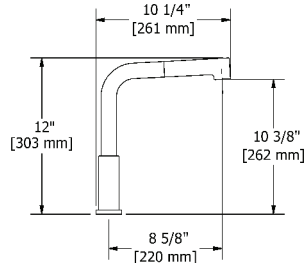


cUPC®

- 1-jet pull-down spray
- 3/8" speedway compression
- Ceramic cartridge
- Braided nylon hose
- **6.4L/min, 1.7 gpm (US) 60psi**

Code	Finish	Price
AZ101C	Chrome	\$ 327
AZ101SS	Stainless steel (PVD)	\$ 436

Mizo kitchen faucet with spray

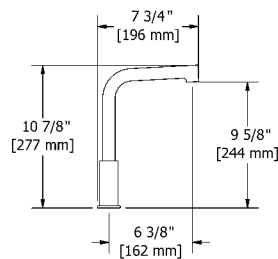


cUPC®

- 2-jet pull-out spray
- 3/8" speedway compression
- Ceramic cartridge
- Polypropylene and polyester aluminium hose with integrated swivel
- **8.3 L/min, 2.2 gpm (US) 60psi**

Code	Finish	Price
MZ101C	Chrome	\$ 632
MZ101SS	Stainless steel (PVD)	\$ 829

Mizo prep sink kitchen faucet



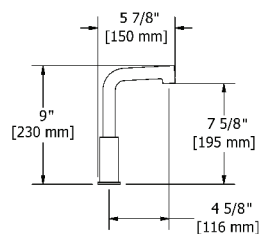
cUPC®



- Swivel spout
- 3/8" speedway compression
- Ceramic cartridge
- **8.3 L/min, 2.2 gpm (US) 60psi**

Code	Finish	Price
MZ601C	Chrome	\$ 457
MZ601SS	Stainless steel (PVD)	\$ 643

Mizo water filter dispenser faucet



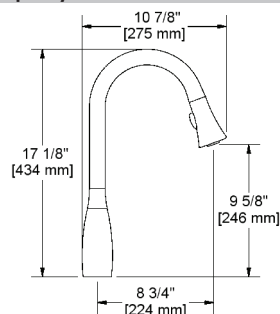
cUPC®



- Swivel spout
- 3/8" speedway compression
- Ceramic cartridge
- On/off
- Maximum temperature 70° C (158°F)
- **5.7 L/min, 1.5 gpm (US) 60psi**

Code	Finish	Price
MZ701C	Chrome	\$ 436
MZ701SS	Stainless steel (PVD)	\$ 578

Flo kitchen faucet with spray

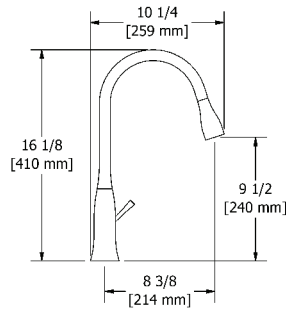


cUPC®

- 2-jet pull-down spray
- 3/8" speedway compression
- Ceramic cartridge
- Polypropylene and polyester aluminium hose with integrated swivel
- **8.3 L/min, 2.2 gpm (US) 60psi**

Code	Finish	Price
F0101C	Chrome	\$ 611
F0101SS	Stainless steel (PVD)	\$ 818

Edge kitchen faucet with spray

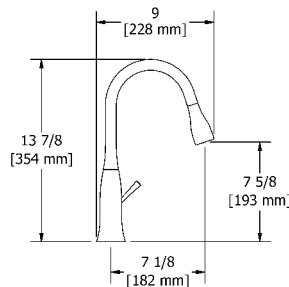


cUPC®

- 2-jet pull-down spray
- 3/8" speedway compression
- Ceramic cartridge
- Polypropylene and polyester aluminium hose with integrated swivel
- 8.3 L/min, 2.2 gpm (US) 60psi

Code	Finish	Price
ED101C	Chrome	\$ 578
ED101SS	Stainless steel (PVD)	\$ 796

Edge prep sink kitchen faucet with spray

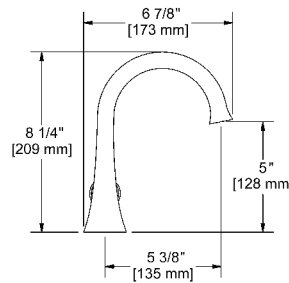


cUPC®

- 2-jet pull-down spray
- 3/8" speedway compression
- Ceramic cartridge
- Polypropylene and polyester aluminium hose with integrated swivel
- 8.3 L/min, 2.2 gpm (US) 60psi

Code	Finish	Price
ED601C	Chrome	\$ 556
ED601SS	Stainless steel (PVD)	\$ 763

Edge water filter dispenser faucet



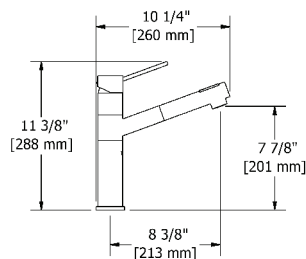
cUPC®



- 3/8" speedway compression
- Ceramic cartridge
- On/off
- Maximum temperature 70° C (158°F)
- 5.7 L/min, 1.5 gpm (US) 60psi

Code	Finish	Price
ED701C	Chrome	\$ 229
ED701SS	Stainless steel (PVD)	\$ 338

Cayo kitchen faucet with spray

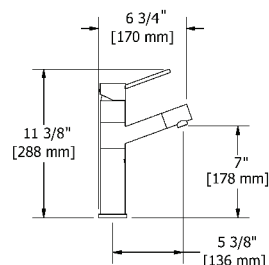


cUPC®

- 2-jet pull-out spray
- 3/8" speedway compression
- Ceramic cartridge
- Polypropylene and polyester aluminium hose with integrated swivel
- 8.3 L/min, 2.2 gpm (US) 60psi

Code	Finish	Price
CY101C	Chrome	\$ 643
CY101SS	Stainless steel (PVD)	\$ 817

Cayo kitchen prep sink faucet with spray

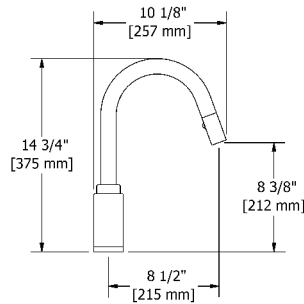


cUPC®

- 1-jet pull-out spray
- 3/8" speedway compression
- Ceramic cartridge
- Polypropylene and polyester aluminium hose with integrated swivel
- 8.3 L/min, 2.2 gpm (US) 60psi

Code	Finish	Price
CY601C	Chrome	\$ 618
CY601SS	Stainless steel (PVD)	\$ 817

Bora kitchen faucet with spray

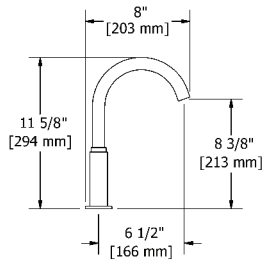


cUPC®

- 2-jet pull-down spray
- 3/8" speedway compression
- Ceramic cartridge
- Polypropylene and polyester aluminium hose with integrated swivel
- 8.3 L/min, 2.2 gpm (US) 60psi

Code	Finish	Price
B0201C	Chrome	\$ 529
B0201SS	Stainless steel (PVD)	\$ 724

Bora prep sink kitchen faucet



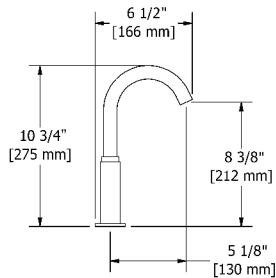
cUPC®



- Swivel spout
- 3/8" speedway compression
- Ceramic cartridge
- 8.3 L/min, 2.2 gpm (US) 60psi

Code	Finish	Price
B0601C	Chrome	\$ 315
B0601SS	Stainless steel (PVD)	\$ 457

Bora bar sink faucet



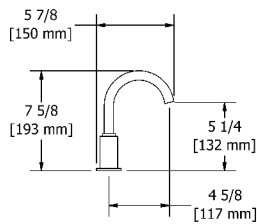
cUPC®



- Swivel spout
- 3/8" speedway compression
- Ceramic cartridge
- 8.3 L/min, 2.2 gpm (US) 60psi

Code	Finish	Price
B0501C	Chrome	\$ 305
B0501SS	Stainless steel (PVD)	\$ 432

Bora water filter dispenser faucet



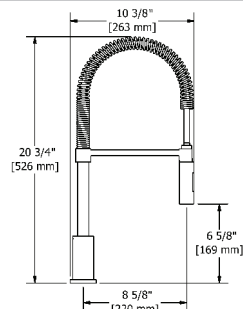
cUPC®



- Non swivel spout
- 3/8" speedway compression
- Ceramic cartridge
- On/off
- Maximum temperature 70° C (158°F)
- 5.7 L/min, 1.5 gpm (US) 60psi

Code	Finish	Price
B0701C	Chrome	\$ 229
B0701SS	Stainless steel (PVD)	\$ 327

Bistro kitchen faucet with spray

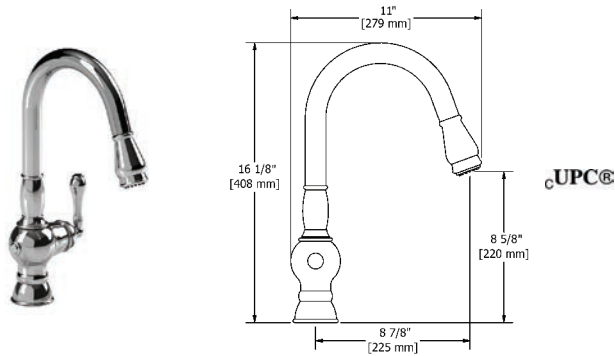


cUPC®

- 2-jet hand spray
- Flexible spout
- 3/8" speedway compression
- Ceramic cartridge
- 8.3 L/min, 2.2 gpm (US) 60psi

Code	Finish	Price
B1201C	Chrome	\$ 632
B1201CBK	Chrome/Black	\$ 660
B1201SSBK	Stainless steel (PVD)/Black	\$ 861

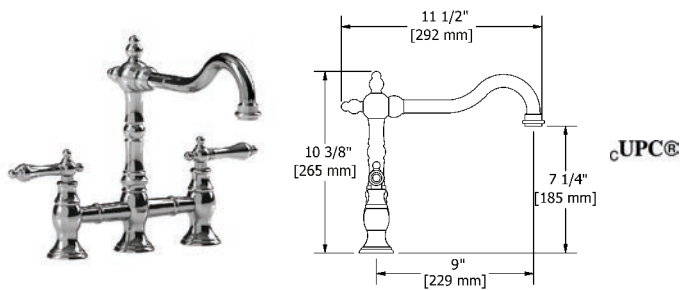
Toscani kitchen faucet with spray



- 2-jet pull-down spray
- 3/8" speedway compression
- Ceramic cartridge
- Polypropylene and polyester aluminium hose with integrated swivel
- 8.3 L/min, 2.2 gpm (US) 60psi

Code	Finish	Price
TC101C	Chrome	\$ 697
TC101SS	Stainless steel (PVD)	\$ 960

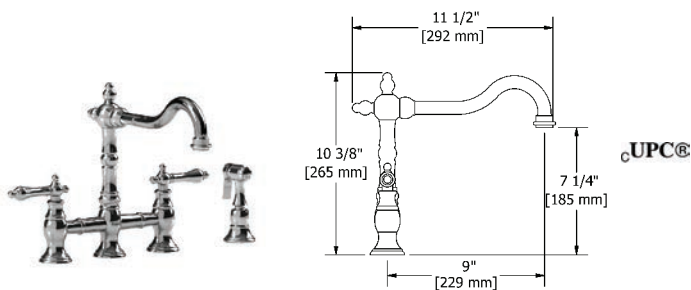
Bridge kitchen faucet



- 1/2" inlet male NPT
- Ceramic cartridge
- 8.3 L/min, 2.2 gpm (US) 60psi

Code	Finish	Price
BR100LC	Chrome	\$ 785
BR100LBN	Brushed nickel (PVD)	\$ 1124

Bridge kitchen faucet with spray



- 1-jet pull-out spray
- 1/2" inlet male NPT
- Ceramic cartridge
- 8.3 L/min, 2.2 gpm (US) 60psi

Code	Finish	Price
BR400LC	Chrome	\$ 938
BR400LBN	Brushed nickel (PVD)	\$ 1309

Personalize your Bridge faucet with our different handles

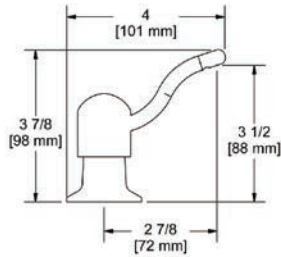


EX: BR100 L C
EX: BR400 L C

BR100 X C
BR400 X C

BR100 + C
BR400 + C

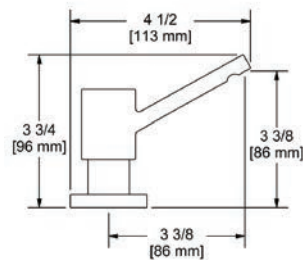
Soap dispenser



- Brass
- Filling from top

Code	Finish	Price
SD1C	Chrome	\$ 104
SD1BN	Brushed nickel (PVD)	\$ 137
SD1SS	Stainless steel (PVD)	\$ 137

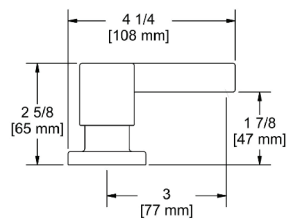
Soap dispenser



- Brass
- Filling from top

Code	Finish	Price
SD2C	Chrome	\$ 108
SD2BN	Brushed nickel (PVD)	\$ 147
SD2SS	Stainless steel (PVD)	\$ 147

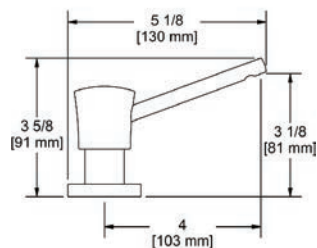
Soap dispenser



- Brass
- Filling from top

Code	Finish	Price
SD4C	Chrome	\$ 147
SD4SS	Stainless steel (PVD)	\$ 206

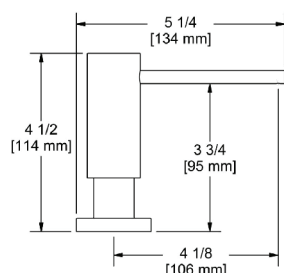
Soap dispenser



- Brass
- Filling from top

Code	Finish	Price
SD5C	Chrome	\$ 108
SD5SS	Stainless steel (PVD)	\$ 147

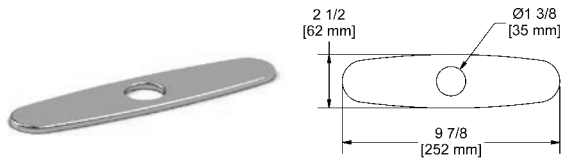
Soap dispenser



- Brass
- Filling from top

Code	Finish	Price
SD6C	Chrome	\$ 147
SD6SS	Stainless steel (PVD)	\$ 206

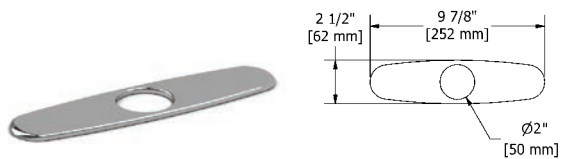
8" center kitchen faucet deck plate



- Brass
- ED101, ED601, B0501, B0601, B0701, CY101, CY601, BI201 and AZ101
- Attach kit

Code	Finish	Price
PL8C	Chrome	\$ 49
PL8BN	Brushed nickel (PVD)	\$ 71
PL8SS	Stainless steel (PVD)	\$ 71

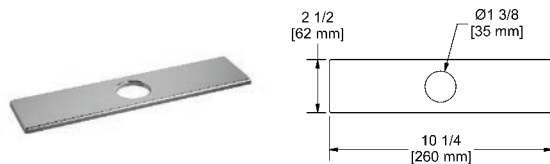
8" center kitchen faucet deck plate



- Brass
- Attach kit
- B0201, F0101 and TC101

Code	Finish	Price
5608C	Chrome	\$ 39
5608BN	Brushed nickel (PVD)	\$ 59
5608SS	Stainless steel (PVD)	\$ 59

8" center kitchen faucet deck plate



- Brass
- AZ101, MZ101, MZ601, MZ701, ED101, ED601, ED701, B0201, B0501 and B0601
- Attach kit

Code	Finish	Price
5648C	Chrome	\$ 49
5648SS	Stainless steel (PVD)	\$ 75

Primer adaptor



- Connection 1/4" OD
- AZ101, MZ101, F0101, ED101, ED601

Code	Finish	Price
9507	—	\$ 75



POWDER ROOM

BATHROOMS

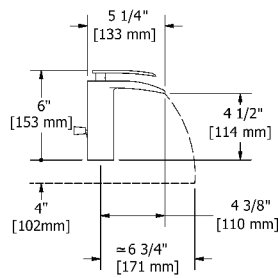
POWDER ROOM



Powder room



Single hole lavatory faucet open spout



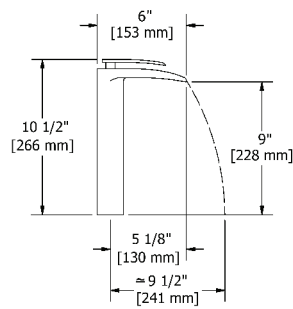
cUPC®



- 3/8" speedway compression
- Ceramic cartridge
- Chrome (PVD)
- Pop-up drain
- 5.7 L/min, 1.5 gpm (US) 60psi

Code	Finish	Price
BSOP01C	Chrome (PVD)	\$ 475

Single hole lavatory faucet open spout



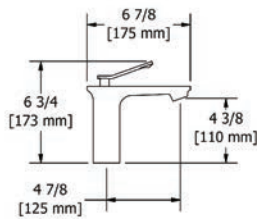
cUPC®



- 3/8" speedway compression
- Ceramic cartridge
- Chrome (PVD)
- No drain
- 5.7 L/min, 1.5 gpm (US) 60psi

Code	Finish	Price
BLOP01C	Chrome (PVD)	\$ 588

Single hole lavatory faucet



cUPC®

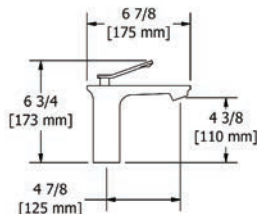


- 3/8" speedway compression
- Ceramic cartridge
- Push drain
- 5.7 L/min, 1.5 gpm (US) 60psi

*While quantity last

Code	Finish	Price
PS01C	Chrome	\$ 469

Single hole lavatory faucet



cUPC®



- 3/8" speedway compression
- Ceramic cartridge
- No drain
- 5.7 L/min, 1.5 gpm (US) 60psi

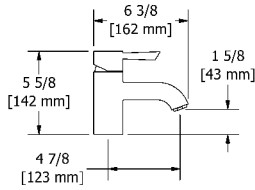
*While quantity last

Code	Finish	Price
PS00C	Chrome	\$ 447

Powder room



Single hole lavatory faucet



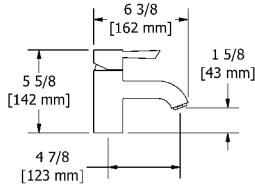
cUPC®



- 3/8" speedway compression
- Ceramic cartridge
- Push drain
- 5.7 L/min, 1.5 gpm (US) 60psi

Code	Finish	Price
VS01C	Chrome	\$ 314
VS01BN	Brushed nickel (PVD)	\$ 436

Single hole lavatory faucet



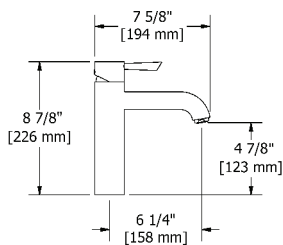
cUPC®



- 3/8" speedway compression
- Ceramic cartridge
- No drain
- 5.7 L/min, 1.5 gpm (US) 60psi

Code	Finish	Price
VS00C	Chrome	\$ 293
VS00BN	Brushed nickel (PVD)	\$ 398

Single hole lavatory faucet



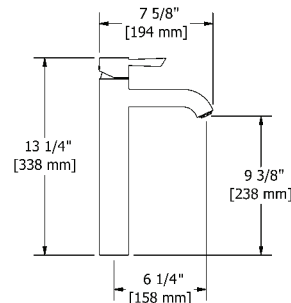
cUPC®



- 3/8" speedway compression
- Ceramic cartridge
- No drain
- 5.7 L/min, 1.5 gpm (US) 60psi

Code	Finish	Price
VM01C	Chrome	\$ 370

Single hole lavatory faucet



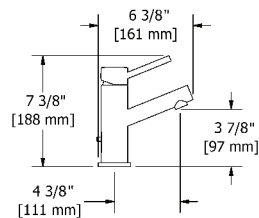
cUPC®



- 3/8" speedway compression
- Ceramic cartridge
- No drain
- 5.7 L/min, 1.5 gpm (US) 60psi

Code	Finish	Price
VL01C	Chrome	\$ 465

Single hole lavatory faucet



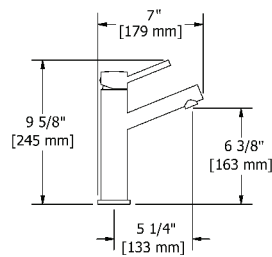
cUPC®



- 3/8" speedway compression
- Ceramic cartridge
- Pop-up drain
- 5.7 L/min, 1.5 gpm (US) 60psi

Code	Finish	Price
YS01C	Chrome	\$ 355

Single hole lavatory faucet



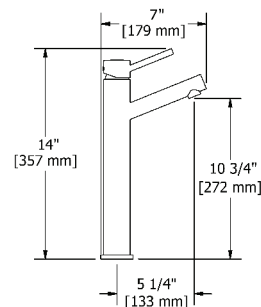
cUPC®



- 3/8" speedway compression
- Ceramic cartridge
- No drain
- 5.7 L/min, 1.5 gpm (US) 60psi

Code	Finish	Price
YM01C	Chrome	\$ 366

Single hole lavatory faucet



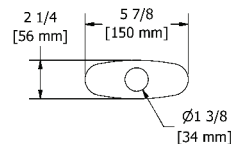
cUPC®



- 3/8" speedway compression
- Ceramic cartridge
- No drain
- 5.7 L/min, 1.5 gpm (US) 60psi

Code	Finish	Price
YL01C	Chrome	\$ 424

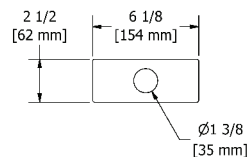
4" center deck plate



- Brass
- Series: VS, BSOP, YS and PS

Code	Finish	Price
PL4C	Chrome	\$ 24
PL4BN	Brushed nickel (PVD)	\$ 36

4" center rectangular deck plate



- Brass
- Series: PS

Code	Finish	Price
5604C	Chrome	\$ 30
5604BN	Brushed nickel (PVD)	\$ 37



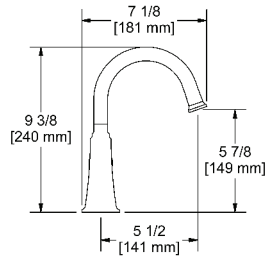
MOMENTI™

BATHROOMS

MOMENTI™



Single hole lavatory faucet



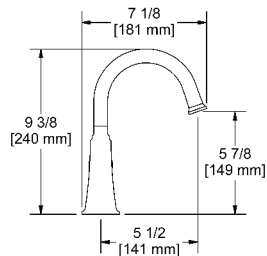
cUPC®



- 3/8" speedway compression
- Ceramic cartridge
- Push drain
- 5.7 L/min, 1.5 gpm (US) 60psi

Code	Finish	Price
MMRDS01JC	Chrome	\$ 599
MMRDS01JCBK	Chrome/Black	\$ 599
MMRDS01JBN	Brushed nickel (PVD)	\$ 781
MMRDS01JBNBK	Brushed nickel (PVD) / Black	\$ 781
MMRDS01JPN	Polished nickel (PVD)	\$ 781
MMRDS01JPNBK	Polished nickel (PVD)/Black	\$ 781
MMRDS01JBK	Black	\$ 839

Single hole lavatory faucet



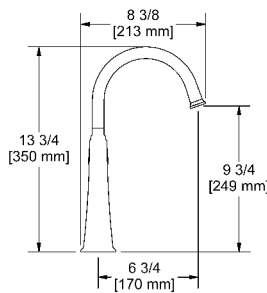
cUPC®



- 3/8" speedway compression
- Ceramic cartridge
- No drain
- 5.7 L/min, 1.5 gpm (US) 60psi

Code	Finish	Price
MMRDS00JC	Chrome	\$ 577
MMRDS00JCBK	Chrome/Black	\$ 577
MMRDS00JBN	Brushed nickel (PVD)	\$ 741
MMRDS00JBNBK	Brushed nickel (PVD) / Black	\$ 741
MMRDS00JPN	Polished nickel (PVD)	\$ 741
MMRDS00JPNBK	Polished nickel (PVD)/Black	\$ 741
MMRDS00JBK	Black	\$ 784

Single hole lavatory faucet



cUPC®



- 3/8" speedway compression
- Ceramic cartridge
- No drain
- 5.7 L/min, 1.5 gpm (US) 60psi

Code	Finish	Price
MMRDL01JC	Chrome	\$ 720
MMRDL01JCBK	Chrome/Black	\$ 720
MMRDL01JBN	Brushed nickel (PVD)	\$ 935
MMRDL01JBNBK	Brushed nickel (PVD) / Black	\$ 935
MMRDL01JPN	Polished nickel (PVD)	\$ 935
MMRDL01JPNBK	Polished nickel (PVD)/Black	\$ 935
MMRDL01JBK	Black	\$ 1008

Personalize your faucet with our handle options



EX.:

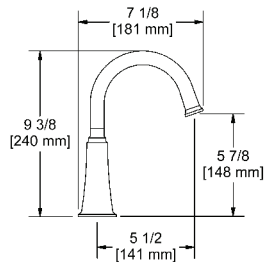
MMRD__ J C

MMRD__ L C

MMRD__ X C

MMRD__ + C

8" lavatory faucet



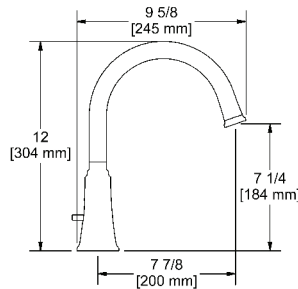
cUPC®



- 3/8" speedway compression
- Ceramic cartridge
- Push drain
- 5.7 L/min, 1.5 gpm (US) 60psi

Code	Finish	Price
MMRD08JC	Chrome	\$ 799
MMRD08JCBK	Chrome/Black	\$ 799
MMRD08JBN	Brushed nickel (PVD)	\$ 1025
MMRD08JBNBK	Brushed nickel (PVD) / Black	\$ 1025
MMRD08JPN	Polished nickel (PVD)	\$ 1025
MMRD08JPNBK	Polished nickel (PVD)/Black	\$ 1025
MMRD08JBK	Black	\$ 1118

4-piece deck-mount tub filler with hand shower



cUPC®



- 1/2" inlet male
- Ceramic cartridge
- 1-jet hand shower/scale-free
- 41.5 L/min, 11 gpm (US) 60psi

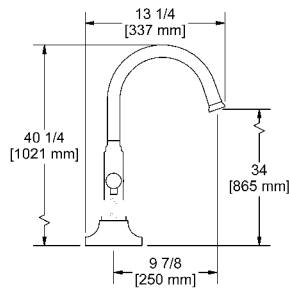
Code	Finish	Price
MMRD12JC	Chrome	\$ 1320
MMRD12JCBK	Chrome/Black	\$ 1320
MMRD12JBN	Brushed nickel (PVD)	\$ 1681
MMRD12JBNBK	Brushed nickel (PVD) / Black	\$ 1681
MMRD12JPN	Polished nickel (PVD)	\$ 1681
MMRD12JPNBK	Polished nickel (PVD)/Black	\$ 1681

Personalize your faucet with our handle options



EX.: MMRD__ J C MMRD__ L C MMRD__ X C MMRD__ + C

2-way Type T (thermostatic) coaxial floor-mount tub filler with hand shower



cUPC®




- 1/2" inlet male NPT
- 2 parts: rough and trim
- Thermostatic coaxial cartridge with check valves
- 23 L/min, 6.0 gpm (US) 60psi
- 1-jet hand shower/scale-free
- 2 check valves

Add **-EX** for **EXPANSION PEX** connection

Add **-SPEX** for **PEX** connection

Code	Finish	Price
MMRD39JC	Chrome	\$ 2049
MMRD39CBK	Chrome/Black	\$ 2049
MMRD39JBN	Brushed nickel (PVD)	\$ 2663
MMRD39JBNBK	Brushed nickel (PVD) / Black	\$ 2663
MMRD39JPN	Polished nickel (PVD)	\$ 2663
MMRD39JPNBK	Polished nickel (PVD)/Black	\$ 2663

Floor-mount tub filler rough and trim



cUPC®

• ROUGH ONLY

Code	Description	Price
RHFS	1/2" male NPT connections	\$ 204
RHFS-SPEX	PEX connections	\$ 204
RHFS-EX	EXPANSION PEX connections	\$ 204

• TRIM ONLY

Code	Finish	Price
TMMRD39JC	Chrome	\$ 1845
TMMRD39CBK	Chrome/Black	\$ 1845
TMMRD39JBN	Brushed nickel (PVD)	\$ 2459
TMMRD39JBNBK	Brushed nickel (PVD) / Black	\$ 2459
TMMRD39JPN	Polished nickel (PVD)	\$ 2459
TMMRD39JPNBK	Polished nickel (PVD)/Black	\$ 2459

Rough, trim and concrete floor installation box



cUPC®

• ROUGH ONLY

Code	Description	Price
RHBX-SPEX	PEX connections	\$ 410
RHBX-EX	EXPANSION PEX connections	\$ 410

• TRIM ONLY

Code	Finish	Price
TMMRD39JC	Chrome	\$ 1845
TMMRD39CBK	Chrome/Black	\$ 1845
TMMRD39JBN	Brushed nickel (PVD)	\$ 2459
TMMRD39JBNBK	Brushed nickel (PVD) / Black	\$ 2459
TMMRD39JPN	Polished nickel (PVD)	\$ 2459
TMMRD39JPNBK	Polished nickel (PVD)/Black	\$ 2459

4-piece bidet faucet with integrated vacuum breaker



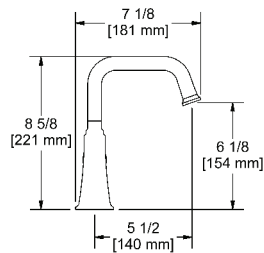
cUPC®



- 1/2" inlet male NPT
- Integrated vacuum breaker
- Ceramic cartridge
- Jet
- Pop-up drain

Code	Finish	Price
MMRD09JC	Chrome	\$ 1100
MMRD09CBK	Chrome/Black	\$ 1100
MMRD09JBN	Brushed nickel (PVD)	\$ 1156
MMRD09JBNBK	Brushed nickel (PVD) / Black	\$ 1156
MMRD09JPN	Polished nickel (PVD)	\$ 1156
MMRD09JPNBK	Polished nickel (PVD)/Black	\$ 1156

Single hole lavatory faucet



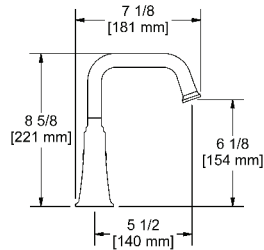
cUPC®



- 3/8" speedway compression
- Ceramic cartridge
- Push drain
- 5.7 L/min, 1.5 gpm (US) 60psi

Code	Finish	Price
MMSQS01JC	Chrome	\$ 599
MMSQS01JCBK	Chrome/Black	\$ 599
MMSQS01JBN	Brushed nickel (PVD)	\$ 781
MMSQS01JBNBK	Brushed nickel (PVD) / Black	\$ 781
MMSQS01JPN	Polished nickel (PVD)	\$ 781
MMSQS01JPNBK	Polished nickel (PVD)/Black	\$ 781
MMSQS01JBK	Black	\$ 839

Single hole lavatory faucet



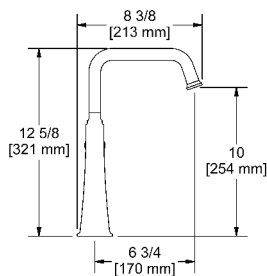
cUPC®



- 3/8" speedway compression
- Ceramic cartridge
- No drain
- 5.7 L/min, 1.5 gpm (US) 60psi

Code	Finish	Price
MMSQS00JC	Chrome	\$ 577
MMSQS00JCBK	Chrome/Black	\$ 577
MMSQS00JBN	Brushed nickel (PVD)	\$ 741
MMSQS00JBNBK	Brushed nickel (PVD) / Black	\$ 741
MMSQS00JPN	Polished nickel (PVD)	\$ 741
MMSQS00JPNBK	Polished nickel (PVD)/Black	\$ 741
MMSQS00JBK	Black	\$ 784

Single hole lavatory faucet



cUPC®



- 3/8" speedway compression
- Ceramic cartridge
- No drain
- 5.7 L/min, 1.5 gpm (US) 60psi

Code	Finish	Price
MMSQL01JC	Chrome	\$ 720
MMSQL01JCBK	Chrome/Black	\$ 720
MMSQL01JBN	Brushed nickel (PVD)	\$ 935
MMSQL01JBNBK	Brushed nickel (PVD) / Black	\$ 935
MMSQL01JPN	Polished nickel (PVD)	\$ 935
MMSQL01JPNBK	Polished nickel (PVD)/Black	\$ 935
MMSQL01JBK	Black	\$ 1008

Personalize your faucet with our handle options



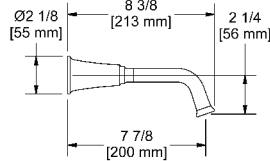
EX.: MMSQ__JC

MMSQ__LC

MMSQ__XC

MMSQ__+C

8" wall-mount lavatory faucet



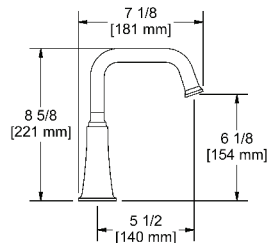
cUPC®



- 1/2" inlet female NPT
- Ceramic cartridge
- No drain
- 5.7 L/min, 1.5 gpm (US) 60psi

Code	Finish	Price
MMSQ03JC	Chrome	\$ 970
MMSQ03JCBK	Chrome/Black	\$ 970
MMSQ03JBN	Brushed nickel (PVD)	\$ 1186
MMSQ03JBNBK	Brushed nickel (PVD) / Black	\$ 1186
MMSQ03JPN	Polished nickel (PVD)	\$ 1186
MMSQ03JPNBK	Polished nickel (PVD)/Black	\$ 1186
MMSQ03JBK	Black	\$ 1358

8" lavatory faucet



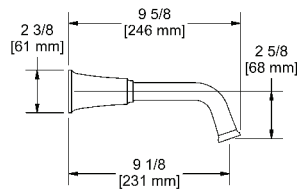
cUPC®



- 3/8" speedway compression
- Ceramic cartridge
- Push drain
- 5.7 L/min, 1.5 gpm (US) 60psi

Code	Finish	Price
MMSQ08JC	Chrome	\$ 799
MMSQ08JCBK	Chrome/Black	\$ 799
MMSQ08JBN	Brushed nickel (PVD)	\$ 1025
MMSQ08JBNBK	Brushed nickel (PVD) / Black	\$ 1025
MMSQ08JPN	Polished nickel (PVD)	\$ 1025
MMSQ08JPNBK	Polished nickel (PVD)/Black	\$ 1025
MMSQ08JBK	Black	\$ 1118

8" wall-mount tub filler



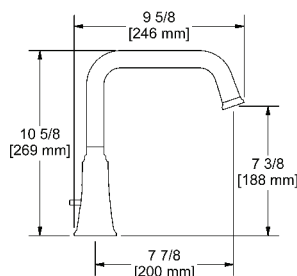
cUPC®



- 1/2" inlet female NPT
- Ceramic cartridge
- 40 L/min, 10.5 gpm (US) 60psi

Code	Finish	Price
MMSQ05JC	Chrome	\$ 970
MMSQ05JCBK	Chrome/Black	\$ 970
MMSQ05JBN	Brushed nickel (PVD)	\$ 1186
MMSQ05JBNBK	Brushed nickel (PVD) / Black	\$ 1186
MMSQ05JPN	Polished nickel (PVD)	\$ 1186
MMSQ05JPNBK	Polished nickel (PVD)/Black	\$ 1186

4-piece deck-mount tub filler with hand shower



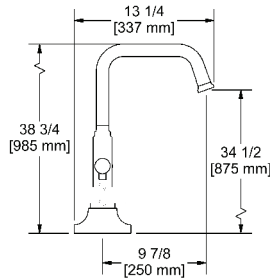
cUPC®



- 1/2" inlet male
- 1-jet hand shower/scale-free
- Ceramic cartridge
- 41.5 L/min, 11 gpm (US) 60psi

Code	Finish	Price
MMSQ12JC	Chrome	\$ 1320
MMSQ12JCBK	Chrome/Black	\$ 1320
MMSQ12JBN	Brushed nickel (PVD)	\$ 1681
MMSQ12JBNBK	Brushed nickel (PVD) / Black	\$ 1681
MMSQ12JPN	Polished nickel (PVD)	\$ 1681
MMSQ12JPNBK	Polished nickel (PVD)/Black	\$ 1681

2-way Type T (thermostatic) coaxial floor-mount tub filler with hand shower



UPC®




- 1/2" inlet male NPT
- 2 parts: rough and trim
- Thermostatic coaxial cartridge with check valves
- 23 L/min, 6.0 gpm (US) 60psi
- 1-jet hand shower/scale-free
- 2 check valves

Add **-EX** for **EXPANSION PEX** connection

Add **-SPEX** for **PEX** connection

Code	Finish	Price
MMSQ39JC	Chrome	\$ 2049
MMSQ39JCBK	Chrome/Black	\$ 2049
MMSQ39JBN	Brushed nickel (PVD)	\$ 2663
MMSQ39JBNBK	Brushed nickel (PVD) / Black	\$ 2663
MMSQ39JPN	Polished nickel (PVD)	\$ 2663
MMSQ39JPNBK	Polished nickel (PVD)/Black	\$ 2663

Floor-mount tub filler rough and trim



UPC®

• ROUGH ONLY

Code	Description	Price
RHFS	1/2" male NPT connections	\$ 204
RHFS-SPEX	PEX connections	\$ 204
RHFS-EX	EXPANSION PEX connections	\$ 204

• TRIM ONLY

Code	Finish	Price
TMMSQ39JC	Chrome	\$ 1845
TMMSQ39JCBK	Chrome/Black	\$ 1845
TMMSQ39JBN	Brushed nickel (PVD)	\$ 2459
TMMSQ39JBNBK	Brushed nickel (PVD) / Black	\$ 2459
TMMSQ39JPN	Polished nickel (PVD)	\$ 2459
TMMSQ39JPNBK	Polished nickel (PVD)/Black	\$ 2459

Rough, trim and concrete floor installation box



UPC®

• ROUGH ONLY

Code	Description	Price
RHBX-SPEX	PEX connections	\$ 410
RHBX-EX	EXPANSION PEX connections	\$ 410

• TRIM ONLY

Code	Finish	Price
TMMSQ39JC	Chrome	\$ 1845
TMMSQ39JCBK	Chrome/Black	\$ 1845
TMMSQ39JBN	Brushed nickel (PVD)	\$ 2459
TMMSQ39JBNBK	Brushed nickel (PVD) / Black	\$ 2459
TMMSQ39JPN	Polished nickel (PVD)	\$ 2459
TMMSQ39JPNBK	Polished nickel (PVD)/Black	\$ 2459

Personalize your faucet with our handle options



EX.: MMSQ__J C MMSQ__L C MMSQ__X C MMSQ__+ C

Momenti™



Type P (pressure balance) valve

Type P (pressure balance) rough and trim



cUPC®

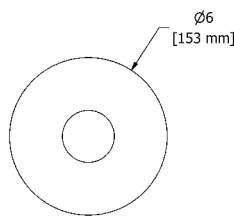
• ROUGH ONLY

Code	Description	Price
R51	Male NPT or sweat	\$ 121
R51-SPEX	PEX connections	\$ 121
R51-EX	EXPANSION PEX connections	\$ 121

• TRIM ONLY

Code	Finish	Price
TMMRD51JC	Chrome	\$ 249
TMMRD51CBK	Chrome/Black	\$ 249
TMMRD51JBN	Brushed nickel (PVD)	\$ 328
TMMRD51JBNBK	Brushed nickel (PVD) / Black	\$ 328
TMMRD51JPN	Polished nickel (PVD)	\$ 328
TMMRD51JPNBK	Polished nickel (PVD)/Black	\$ 328

Type P (pressure balance) complete valve



cUPC®



- ½" inlet male NPT or sweat
- ½" outlet male NPT or sweat
- Ceramic cartridge and balancing spool with check valves
- Service valves
- Double action: flow and temperature control
- 22 L/min, 5.8 gpm (US) 60psi

Code	Finish	Price
MMRD51JC	Chrome	\$ 370
MMRD51CBK	Chrome/Black	\$ 370
MMRD51JBN	Brushed nickel (PVD)	\$ 449
MMRD51JBNBK	Brushed nickel (PVD) / Black	\$ 449
MMRD51JPN	Polished nickel (PVD)	\$ 449
MMRD51JPNBK	Polished nickel (PVD)/Black	\$ 449

Type P complete valve PEX

- ½" inlet PEX
- ½" shower outlet PEX
- ¾" bath outlet PEX or ½" sweat
- Ceramic cartridge and balancing spool with check valves
- Service valves
- Double action: flow and temperature control
- 22 L/min, 5.8 gpm (US) 60psi

Code	Finish	Price
MMRD51JC-SPEX	Chrome	\$ 370
MMRD51CBK-SPEX	Chrome/Black	\$ 370
MMRD51JBN-SPEX	Brushed nickel (PVD)	\$ 449
MMRD51JBNBK-SPEX	Brushed nickel (PVD) / Black	\$ 449
MMRD51JPN-SPEX	Polished nickel (PVD)	\$ 449
MMRD51JPNBK-SPEX	Polished nickel (PVD)/Black	\$ 449

Type P complete valve EXPANSION PEX

- ½" inlet EXPANSION PEX
- ½" shower outlet EXPANSION PEX
- ¾" bath outlet EXPANSION PEX or ½" sweat
- Ceramic cartridge and balancing spool with check valves
- Service valves
- Double action: flow and temperature control
- 22 L/min, 5.8 gpm (US) 60psi

Code	Finish	Price
MMRD51JC-EX	Chrome	\$ 370
MMRD51CBK-EX	Chrome/Black	\$ 370
MMRD51JBN-EX	Brushed nickel (PVD)	\$ 449
MMRD51JBNBK-EX	Brushed nickel (PVD) / Black	\$ 449
MMRD51JPN-EX	Polished nickel (PVD)	\$ 449
MMRD51JPNBK-EX	Polished nickel (PVD)/Black	\$ 449

Personalize your faucet with our handle options



EX.:

MMRD__ J C

MMRD__ L C

MMRD__ X C

MMRD__ + C

Momenti™



2-way Type T/P (thermostatic/pressure balance) coaxial valve

2-way Type T/P (thermostatic/pressure balance) coaxial valve rough and trim



cUPC®

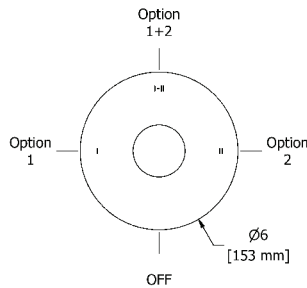
•ROUGH ONLY

Code	Description	Price
R23	Male NPT or sweat	\$ 151
R23-SPEX	PEX connections	\$ 151
R23-EX	EXPANSION PEX connections	\$ 151

•TRIM ONLY

Code	Finish	Price
TMMRD23JC	Chrome	\$ 443
TMMRD23CBK	Chrome/Black	\$ 443
TMMRD23JBN	Brushed nickel (PVD)	\$ 544
TMMRD23JBNBK	Brushed nickel (PVD) / Black	\$ 544
TMMRD23JPN	Polished nickel (PVD)	\$ 544
TMMRD23JPNBK	Polished nickel (PVD)/Black	\$ 544

2-way Type T/P (thermostatic/pressure balance) coaxial complete valve



cUPC®



- 1/2" inlet male NPT or sweat
- Two 1/2" outlets male NPT or sweat
- Thermostatic/pressure balance coaxial cartridge with check valves
- 4 positions (OFF, 1, 1 and 2, 2)
- Service valves
- 24 L/min, 6.3 gpm (US) 60psi

Code	Finish	Price
MMRD23JC	Chrome	\$ 594
MMRD23CBK	Chrome/Black	\$ 594
MMRD23JBN	Brushed nickel (PVD)	\$ 695
MMRD23JBNBK	Brushed nickel (PVD) / Black	\$ 695
MMRD23JPN	Polished nickel (PVD)	\$ 695
MMRD23JPNBK	Polished nickel (PVD)/Black	\$ 695

Type T/P complete valve PEX

- 1/2" inlet PEX
- Two 1/2" outlets PEX
- Thermostatic/pressure balance coaxial cartridge with check valves
- 4 positions (OFF, 1, 1 and 2, 2)
- Service valves
- 24 L/min, 6.3 gpm (US) 60psi

Code	Finish	Price
MMRD23JC-SPEX	Chrome	\$ 594
MMRD23CBK-SPEX	Chrome/Black	\$ 594
MMRD23JBN-SPEX	Brushed nickel (PVD)	\$ 695
MMRD23JBNBK-SPEX	Brushed nickel (PVD) / Black	\$ 695
MMRD23JPN-SPEX	Polished nickel (PVD)	\$ 695
MMRD23JPNBK-SPEX	Polished nickel (PVD)/Black	\$ 695

Type T/P complete valve EXPANSION PEX

- 1/2" inlet EXPANSION PEX
- Two 1/2" outlets EXPANSION PEX
- Thermostatic/pressure balance coaxial cartridge with check valves
- 4 positions (OFF, 1, 1 and 2, 2)
- Service valves
- 24 L/min, 6.3 gpm (US) 60psi

Code	Finish	Price
MMRD23JC-EX	Chrome	\$ 594
MMRD23CBK-EX	Chrome/Black	\$ 594
MMRD23JBN-EX	Brushed nickel (PVD)	\$ 695
MMRD23JBNBK-EX	Brushed nickel (PVD) / Black	\$ 695
MMRD23JPN-EX	Polished nickel (PVD)	\$ 695
MMRD23JPNBK-EX	Polished nickel (PVD)/Black	\$ 695

Personalize your faucet with our handle options



EX.: MMRD__ J C MMRD__ L C MMRD__ X C MMRD__ + C

3-way Type T/P (thermostatic/pressure balance) coaxial valve

3-way Type T/P (thermostatic/pressure balance) coaxial valve rough and trim



cUPC®

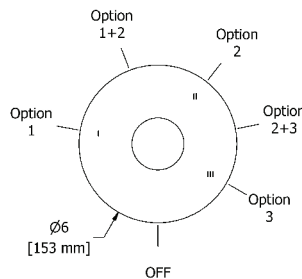
•ROUGH ONLY

Code	Description	Price
R45	Male NPT or sweat	\$ 211
R45-SPEX	PEX connections	\$ 211
R45-EX	EXPANSION PEX connections	\$ 211

•TRIM ONLY

Code	Finish	Price
TMMRD45JC	Chrome	\$ 416
TMMRD45CBK	Chrome/Black	\$ 416
TMMRD45JBN	Brushed nickel (PVD)	\$ 529
TMMRD45JBNBK	Brushed nickel (PVD) / Black	\$ 529
TMMRD45JPN	Polished nickel (PVD)	\$ 529
TMMRD45JPNBK	Polished nickel (PVD)/Black	\$ 529

3-way Type T/P (thermostatic/pressure balance) coaxial complete valve



cUPC®



- ½" inlet male NPT or sweat
- Three ½" outlets male NPT or sweat
- Thermostatic/pressure balance coaxial cartridge with check valves
- 6 positions (OFF, 1, 1 and 2, 2, 2 and 3, 3)
- Service valves
- 24 L/min, 6.3 gpm (US) 60psi

Code	Finish	Price
MMRD45JC	Chrome	\$ 627
MMRD45JCBK	Chrome/Black	\$ 627
MMRD45JBN	Brushed nickel (PVD)	\$ 740
MMRD45JBNBK	Brushed nickel (PVD) / Black	\$ 740
MMRD45JPN	Polished nickel (PVD)	\$ 740
MMRD45JPNBK	Polished nickel (PVD)/Black	\$ 740

Type T/P complete valve PEX

- ½" inlet PEX
- Three ½" outlets PEX
- Thermostatic/pressure balance coaxial cartridge with check valves
- 6 positions (OFF, 1, 1 and 2, 2, 2 and 3, 3)
- Service valves
- 24 L/min, 6.3 gpm (US) 60psi

Code	Finish	Price
MMRD45JC-SPEX	Chrome	\$ 627
MMRD45JCBK-SPEX	Chrome/Black	\$ 627
MMRD45JBN-SPEX	Brushed nickel (PVD)	\$ 740
MMRD45JBNBK-SPEX	Brushed nickel (PVD) / Black	\$ 740
MMRD45JPN-SPEX	Polished nickel (PVD)	\$ 740
MMRD45JPNBK-SPEX	Polished nickel (PVD)/Black	\$ 740

Type T/P complete valve EXPANSION PEX

- ½" inlet EXPANSION PEX
- Three ½" outlets EXPANSION PEX
- Thermostatic/pressure balance coaxial cartridge with check valves
- 6 positions (OFF, 1, 1 and 2, 2, 2 and 3, 3)
- Service valves
- 24 L/min, 6.3 gpm (US) 60psi

Code	Finish	Price
MMRD45JC-EX	Chrome	\$ 627
MMRD45JCBK-EX	Chrome/Black	\$ 627
MMRD45JBN-EX	Brushed nickel (PVD)	\$ 740
MMRD45JBNBK-EX	Brushed nickel (PVD) / Black	\$ 740
MMRD45JPN-EX	Polished nickel (PVD)	\$ 740
MMRD45JPNBK-EX	Polished nickel (PVD)/Black	\$ 740

Personalize your faucet with our handle options



EX.:

MMRD__ J C

MMRD__ L C

MMRD__ X C


MMRD__ + C

Momenti™



4-way Type T/P (thermostatic/pressure balance) 3/4" coaxial valve

4-way Type T/P (thermostatic/pressure balance) 3/4" coaxial valve rough and trim



cUPC®

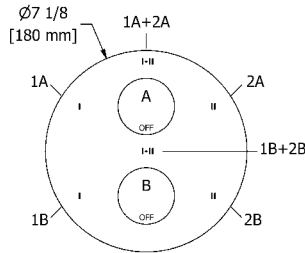
•ROUGH ONLY

Code	Description	Price
R46	3/4" inlet male NPT	\$ 322

•TRIM ONLY

Code	Finish	Price
TMMRD46JC	Chrome	\$ 800
TMMRD46JCBK	Chrome/Black	\$ 800
TMMRD46JBN	Brushed nickel (PVD)	\$ 968
TMMRD46JBNBK	Brushed nickel (PVD) / Black	\$ 968
TMMRD46JPN	Polished nickel (PVD)	\$ 968
TMMRD46JPNBK	Polished nickel (PVD)/Black	\$ 968

4-way Type T/P (thermostatic/pressure balance) 3/4" coaxial complete valve



cUPC®



- 3/4" inlet male NPT
- Must be supplied with minimum 3/4" PEX , 3/4" EXPANSION PEX or 1/2" copper
- 2 type T/P coaxial cartridges with check valves
- 4 integrated volume controls
- **2 different temperatures**
- Four 1/2" outlets female NPT
- Service valves
- **38 L/min, 10 gpm (US) 60psi**

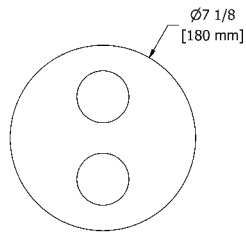
Code	Finish	Price
MMRD46JC	Chrome	\$ 1122
MMRD46JCBK	Chrome/Black	\$ 1122
MMRD46JBN	Brushed nickel (PVD)	\$ 1290
MMRD46JBNBK	Brushed nickel (PVD) / Black	\$ 1290
MMRD46JPN	Polished nickel (PVD)	\$ 1290
MMRD46JPNBK	Polished nickel (PVD)/Black	\$ 1290

Personalize your faucet with our handle options



EX.: MMRD__ J C MMRD__ L C MMRD__ X C MMRD__ + C

3/4" high performance Type T/P(thermostatic/pressure balance) coaxial complete valve



cUPC®



- 3/4" inlet male NPT, dedicated main water supply required
- 2 type T/P coaxial cartridges with check valves
- 2 integrated volume controls
- **2 different temperatures**
- 4 outlets: two 1/2" outlets male NPT and two 3/4" outlets male NPT or 1/2" female NPT
- Service valves
- **76 L/min, 20 gpm (US) 60psi**

Code	Finish	Price
MMRD83JC	Chrome	\$ 1272
MMRD83CBK	Chrome/Black	\$ 1272
MMRD83JBN	Brushed nickel (PVD)	\$ 1440
MMRD83JBNBK	Brushed nickel (PVD) / Black	\$ 1440
MMRD83JPN	Polished nickel (PVD)	\$ 1440
MMRD83JPNBK	Polished nickel (PVD)/Black	\$ 1440

Personalize your faucet with our handle options



EX.:

MMRD__ J C


MMRD__ L C

MMRD__ X C

MMRD__ + C

Suggested assemblies

Assembly #54MMRD



Description	Code	C	BN	PN
Type P valve trim	TMMRD51 ²⁻³	\$ 249	\$ 328	\$ 328
Type P valve rough	R51 ¹	\$ 121	\$ 121	\$ 121
Hand shower rail	4861	\$ 311	\$ 475	\$ 475
Elbow supply	734	\$ 75	\$ 101	\$ 101
Total		\$ 756	\$ 1025	\$ 1025

1. Add **-SPEX** for PEX connection and **-EX** for Expansion PEX connection
2. Add **J, L, X or +** for handle choice
3. Add **BK** for black accents on valve handles

UPC®



EX: MMRD__J C MMRD__L C MMRD__X C MMRD__+ C

Assembly #4744MMRD



Description	Code	C	BN	PN
2-way no share Type T/P coaxial valve trim	TMMRD44 ²⁻³	\$ 443	\$ 544	\$ 544
2-way Type T/P coaxial valve rough	R23 ¹	\$ 151	\$ 151	\$ 151
2-jet shower head with arm	356	\$ 174	\$ 217	\$ 217
Wall-mount tub spout	MMSQ80 ⁵	\$ 263	\$ 336	\$ 336
Total		\$ 1031	\$ 1248	\$ 1248

1. Add **-SPEX** for PEX connection and **-EX** for Expansion PEX connection
2. Add **J, L, X or +** for handle choice
3. Add **BK** for black accents on valve handles
5. ½" inlet male NPT

UPC®



EX: MMRD__J C MMRD__L C MMRD__X C MMRD__+ C

Other components available in *Bath and Shower Components* section.

Suggested assemblies

Assembly #323MMRD



Description	Code	C	BN	PN
2-way Type T/P coaxial valve trim	TMMRD23 ²⁻³	\$ 443	\$ 544	\$ 544
2-way Type T/P coaxial valve rough	R23 ¹	\$ 151	\$ 151	\$ 151
Hand shower rail	4861	\$ 311	\$ 475	\$ 475
20 cm (8") shower head	408	\$ 202	\$ 239	\$ 239
40 cm (16") shower arm	554	\$ 102	\$ 138	\$ 138
UPC® Elbow supply	734	\$ 75	\$ 101	\$ 101
Total		\$ 1284	\$ 1648	\$ 1648

1. Add *-SPEX* for PEX connection and *-EX* for Expansion PEX connection
2. Add *J, L, X* or *+* for handle choice
3. Add *BK* for black accents on valve handles



Assembly #1345MMRD



Description	Code	C	BN	PN
3-way Type T/P coaxial valve trim	TMMRD45 ²⁻³	\$ 416	\$ 529	\$ 529
3-way Type T/P coaxial valve rough	R45 ¹	\$ 211	\$ 211	\$ 211
Hand shower rail	4861	\$ 311	\$ 475	\$ 475
20 cm (8") shower head	408	\$ 202	\$ 239	\$ 239
50 cm (20") shower arm	553	\$ 119	\$ 165	\$ 165
UPC® Elbow supply	734	\$ 75	\$ 101	\$ 101
Wall-mount tub spout	MMSQ80 ⁵	\$ 263	\$ 336	\$ 336
Total		\$ 1597	\$ 2056	\$ 2056

1. Add *-SPEX* for PEX connection and *-EX* for Expansion PEX connection
2. Add *J, L, X* or *+* for handle choice
3. Add *BK* for black accents on valve handles
5. 1/2" inlet male NPT



Suggested assemblies

Assembly #446MMRD



Description	Code	C	BN	PN
4-way Type T/P coaxial valve trim	TMMRD46 ²⁻³	\$ 800	\$ 968	\$ 968
4-way Type T/P ¾" coaxial valve rough	R46	\$ 322	\$ 322	\$ 322
Hand shower rail	4861	\$ 311	\$ 475	\$ 475
20 cm (8") shower head	408	\$ 202	\$ 239	\$ 239
40 cm (16") shower arm	554	\$ 102	\$ 138	\$ 138
UPC® Body jet	337 (x4)	\$ 492	\$ 720	\$ 720
Elbow supply	734	\$ 75	\$ 101	\$ 101
Total		\$ 2304	\$ 2963	\$ 2963

2. Add **J, L, X or +** for handle choice
3. Add **BK** for black accents on valve handles



EX: MMRD__J C MMRD__L C MMRD__X C MMRD__+ C

Assembly #1546MMRD



Description	Code	C	BN	PN
4-way Type T/P coaxial valve trim	TMMRD46 ²⁻³	\$ 800	\$ 968	\$ 968
4-way Type T/P ¾" coaxial valve rough	R46	\$ 322	\$ 322	\$ 322
Hand shower rail	4861 (x2)	\$ 622	\$ 950	\$ 950
20 cm (8") shower head	408 (x2)	\$ 404	\$ 478	\$ 478
40 cm (16") shower arm	554 (x2)	\$ 204	\$ 276	\$ 276
UPC® Elbow supply	734 (x2)	\$ 150	\$ 202	\$ 202
Total		\$ 2502	\$ 3196	\$ 3196

2. Add **J, L, X or +** for handle choice
3. Add **BK** for black accents on valve handles



EX: MMRD__J C MMRD__L C MMRD__X C MMRD__+ C

Suggested assemblies

Assembly #783MMRD



EX: MMRD... J C MMRD... L C MMRD... X C MMRD... + C

Description	Code	C
4-way Type T/P ¾" coaxial complete valve	MMRD83 ²⁻³	\$ 1272
Hand shower rail	4861 (x2)	\$ 622
32 cm (13") shower head	412	\$ 469
40 cm (16") shower arm	554	\$ 102
Spin tile body jet	369 ⁴ (x4)	\$ 932
Elbow supply with shut-off valve	739 (x2)	\$ 264
Total		\$ 3661

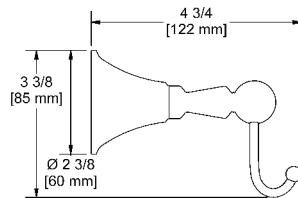
UPC®

2. Add **J, L, X or +** for handle choice
3. Add **BK** for black accents on valve handles
4. These items must be ordered at the same time as the valve rough



Momenti accessories

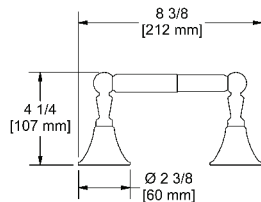
Robe hook



• 4 anchor points

Code	Finish	Price
MM0C	Chrome	\$ 80
MM0BN	Brushed nickel (PVD)	\$ 110
MM0PN	Polished nickel (PVD)	\$ 110
MM0BK	Black	\$ 129

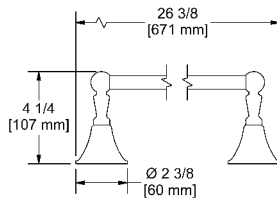
Paper holder



• 4 anchor points

Code	Finish	Price
MM3C	Chrome	\$ 139
MM3BN	Brushed nickel (PVD)	\$ 182
MM3PN	Polished nickel (PVD)	\$ 182
MM3BK	Black	\$ 222

24" towel bar

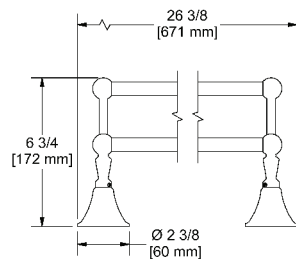


• 4 anchor points

* May be cut to desired length

Code	Finish	Price
MM5C	Chrome	\$ 172
MM5BN	Brushed nickel (PVD)	\$ 234
MM5PN	Polished nickel (PVD)	\$ 234
MM5BK	Black	\$ 275

24" double towel bar

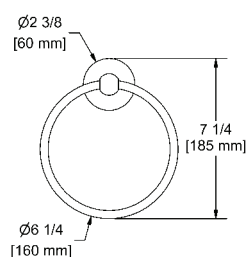


• 4 anchor points

* May be cut to desired length

Code	Finish	Price
MM6C	Chrome	\$ 265
MM6BN	Brushed nickel (PVD)	\$ 350
MM6PN	Polished nickel (PVD)	\$ 350
MM6BK	Black	\$ 421

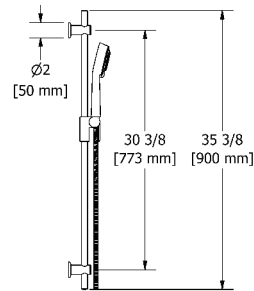
Towel ring



• 4 anchor points

Code	Finish	Price
MM7C	Chrome	\$ 92
MM7BN	Brushed nickel (PVD)	\$ 123
MM7PN	Polished nickel (PVD)	\$ 123
MM7BK	Black	\$ 147

Hand shower rail

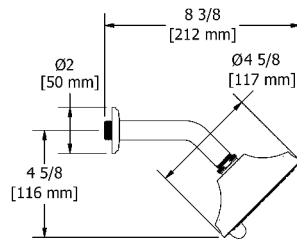


cUPC®

- Easy-Glide left cursor
- 10, 4-jet hand shower with pause
- Ø19 mm (¾") slide bar
- Scale-free
- 150 cm (59") double interlock flexible hose, **swivel** and 2 check valves
- **7.6 L/min, 2.0 gpm (US) 60psi**

Code	Finish	Price
4861C	Chrome	\$ 311
4861BN	Brushed nickel (PVD)	\$ 475
4861PN	Polished nickel (PVD)	\$ 475

2-jet shower head with arm

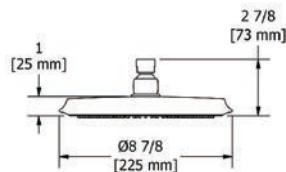


cUPC®

- Six positions
- 2 jets: luxurious, invigorating
- Shower arm with Momenti flange
- Scale-free
- **Swivel**
- **7.6 L/min, 2.0 gpm (US) 60psi**

Code	Finish	Price
356C	Chrome	\$ 174
356BN	Brushed nickel (PVD)	\$ 217
356PN	Polished nickel (PVD)	\$ 217

8" shower head

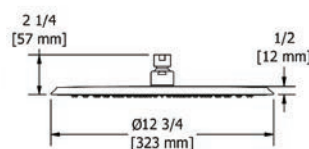


cUPC®

- ½" inlet female
- **Swivel**
- Scale-free
- **7.6 L/min, 2.0 gpm (US) 60psi**

Code	Finish	Price
408C	Chrome	\$ 202
408BN	Brushed nickel (PVD)	\$ 239
408PN	Polished nickel (PVD)	\$ 239

13" shower head



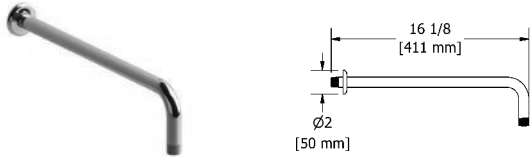
cUPC®

- ½" inlet female
- **Swivel**
- Scale-free
- **7.6 L/min, 2.0 gpm (US) 60psi**

Code	Finish	Price
412C	Chrome	\$ 469
412PN	Polished nickel (PVD)	\$ 588

Bath and shower components

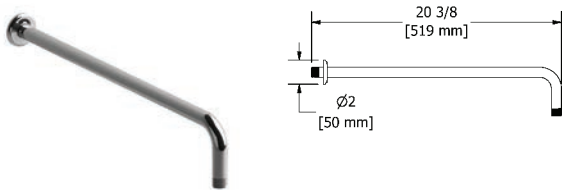
16" shower arm



- 1/2" inlet male NPT
- Shower arm with Momenti flange

Code	Finish	Price
554C	Chrome	\$ 102
554BN	Brushed nickel (PVD)	\$ 138
554PN	Polished nickel (PVD)	\$ 138

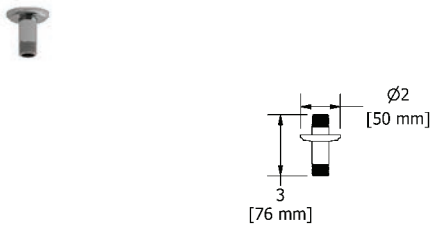
20" shower arm



- 1/2" inlet male NPT
- Shower arm with Momenti flange

Code	Finish	Price
553C	Chrome	\$ 119
553BN	Brushed nickel (PVD)	\$ 165
553PN	Polished nickel (PVD)	\$ 165

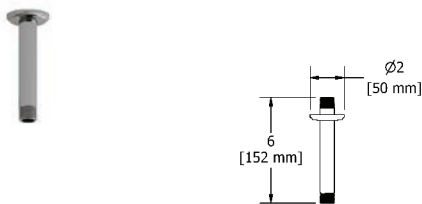
3" vertical shower arm



- 1/2" inlet male NPT
- Shower arm with Momenti flange

Code	Finish	Price
559C	Chrome	\$ 59
559BN	Brushed nickel (PVD)	\$ 74
559PN	Polished nickel (PVD)	\$ 74

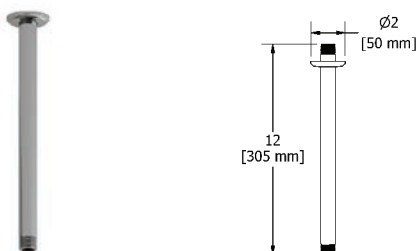
6" vertical shower arm



- 1/2" inlet male NPT
- Shower arm with Momenti flange

Code	Finish	Price
558C	Chrome	\$ 66
558BN	Brushed nickel (PVD)	\$ 88
558PN	Polished nickel (PVD)	\$ 88

12" vertical shower arm

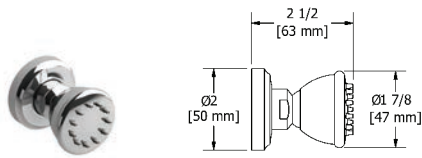


- 1/2" inlet male NPT
- Shower arm with Momenti flange

Code	Finish	Price
557C	Chrome	\$ 87
557BN	Brushed nickel (PVD)	\$ 119
557PN	Polished nickel (PVD)	\$ 119

Bath and shower components

Directional body jet




cUPC®

- ½" inlet female NPT
- Scale-free
- Directional
- **2 to 6 L/min, 0.5 to 1.6 gpm (US) 60psi**

Code	Finish	Price
337C	Chrome	\$ 123
337BN	Brushed nickel (PVD)	\$ 180
337PN	Polished nickel (PVD)	\$ 180

2-jet directional tile body jet

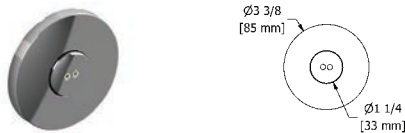


cUPC®

- ½" inlet male NPT
- 2-jet
- Scale-free
- Directional
- **6.2 L/min, 1.6 gpm (US) 60psi**

Code	Finish	Price
324C	Chrome	\$ 108

Spin tile body jet



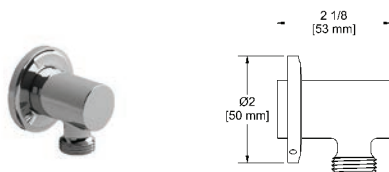
cUPC®

- ½" inlet male NPT
- Rotating jet
- **Special rough included**
- **3.7 L/min, 1 gpm (US) 60psi**

* Must be ordered at the same time as the valve rough

Code	Finish	Price
369C	Chrome	\$ 233

Elbow supply

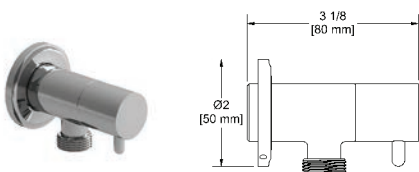


cUPC®

- ½" inlet female NPT
- ½" outlet male
- Adjustable depth

Code	Finish	Price
734C	Chrome	\$ 75
734BN	Brushed nickel (PVD)	\$ 101
734PN	Polished nickel (PVD)	\$ 101

Elbow supply with shut-off valve

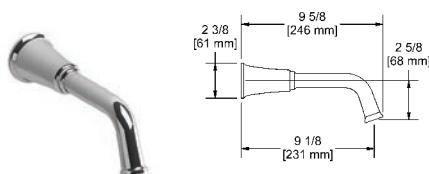


cUPC®

- ½" inlet female NPT
- ½" outlet male
- Ceramic cartridge
- Adjustable depth

Code	Finish	Price
739C	Chrome	\$ 132
739BN	Brushed nickel (PVD)	\$ 193
739PN	Polished nickel (PVD)	\$ 193

Wall-mount tub spout



cUPC®

- ½" inlet male NPT

Code	Finish	Price
MMSQ80C	Chrome	\$ 263
MMSQ80BN	Brushed nickel (PVD)	\$ 336
MMSQ80PN	Polished nickel (PVD)	\$ 336



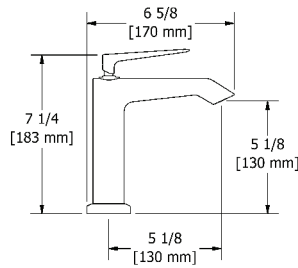
VENTY

BATHROOMS

VENTY



Single hole lavatory faucet



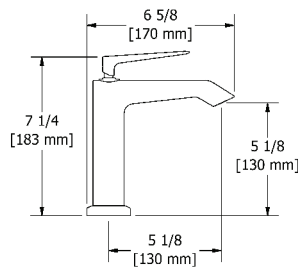
cUPC®



- 3/8" speedway compression
- Ceramic cartridge
- Push drain
- 3.7 L/min, 1 gpm (US) 60psi

Code	Finish	Price
VYS01C	Chrome	\$ 583

Single hole lavatory faucet



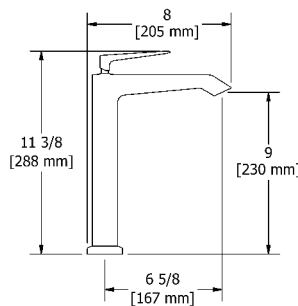
cUPC®



- 3/8" speedway compression
- Ceramic cartridge
- No drain
- 3.7 L/min, 1 gpm (US) 60psi

Code	Finish	Price
VYS00C	Chrome	\$ 561

Single hole lavatory faucet



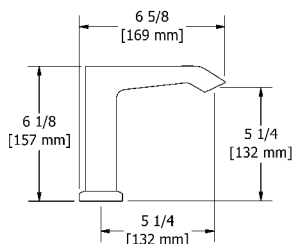
cUPC®



- 3/8" speedway compression
- Ceramic cartridge
- No drain
- 3.7 L/min, 1 gpm (US) 60psi

Code	Finish	Price
VYL01C	Chrome	\$ 699

8" lavatory faucet



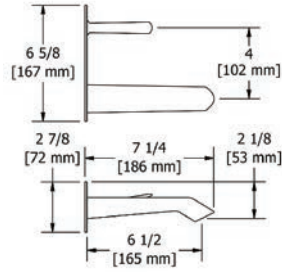
cUPC®



- 3/8" speedway compression
- Ceramic cartridge
- Push drain
- 3.7 L/min, 1 gpm (US) 60psi

Code	Finish	Price
VY08C	Chrome	\$ 777

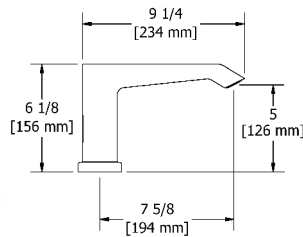
Wall-mount lavatory faucet



- 1/2" inlet female NPT
- Ceramic cartridge
- No drain
- 5.7 L/min, 1.5 gpm (US) 60psi

Code	Finish	Price
VY11C	Chrome	\$ 641

3-piece deck-mount tub filler with hand shower



- 1/2" inlet male NPT
- Ceramic cartridge
- 1-jet hand shower/scale-free
- 33 L/min, 8.7 gpm (US) 60psi

Add **-EX** for **EXPANSION PEX** connection
Add **-SPEX** for **PEX** connection

Code	Finish	Price
VY10C	Chrome	\$ 863

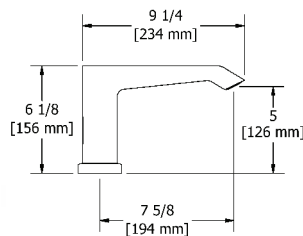
3-piece deck-mount tub filler rough and trim



• ROUGH ONLY		
Code	Description	Price
RHTB	1/2" male NPT connections	\$ 192
RHTB-SPEX	PEX connections	\$ 192
RHTB-EX	EXPANSION PEX connections	\$ 192

• TRIM ONLY		
Code	Finish	Price
TVY10C	Chrome	\$ 671

3-piece Type P (pressure balance) deck-mount tub filler with hand shower



- 1/2" inlet male NPT
- Ceramic cartridge and balancing spool with check valves
- 1-jet hand shower/scale-free
- 23 L/min, 6.0 gpm (US) 60psi

Add **-EX** for **EXPANSION PEX** connection
Add **-SPEX** for **PEX** connection

Code	Finish	Price
VY16C	Chrome	\$ 933

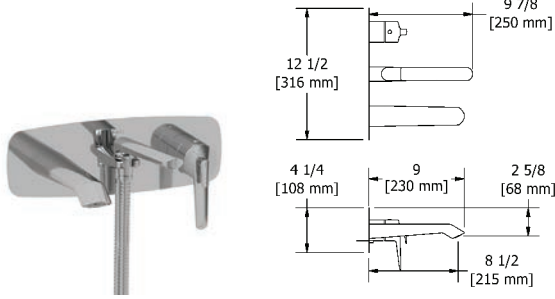
3-piece Type P (pressure balance) deck-mount tub filler rough and trim



• ROUGH ONLY		
Code	Description	Price
RHTB	1/2" male NPT connections	\$ 192
RHTB-SPEX	PEX connections	\$ 192
RHTB-EX	EXPANSION PEX connections	\$ 192

• TRIM ONLY		
Code	Finish	Price
TVY16C	Chrome	\$ 741

Wall-mount Type T/P (thermo/pressure balance) coaxial tub filler with hand shower



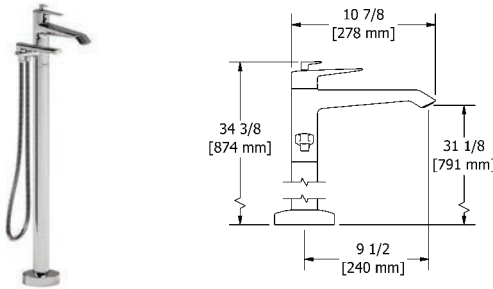
UPC®



- 1/2" inlet female NPT
- Thermostatic/pressure balance coaxial cartridge with check valves
- 1-jet hand shower/scale-free
- 2-way no share
- Service valves
- 20.5 L/min, 5.4 gpm (US) 60psi

Code	Finish	Price
VY21C	Chrome	\$ 1200

2-way Type T (thermostatic) coaxial floor-mount tub filler with hand shower



UPC®



- 1/2" inlet male NPT
- Thermostatic coaxial cartridge with check valves
- 1-jet hand shower/scale-free
- 2 parts: rough and trim
- 2 check valves
- 23 L/min, 6.0 gpm (US) 60psi

Add **-EX** for **EXPANSION PEX** connection
Add **-SPEX** for **PEX** connection

Code	Finish	Price
VY39C	Chrome	\$ 1800

Floor-mount tub filler rough and trim



UPC®

• ROUGH ONLY		
Code	Description	Price
RHFS	1/2" male NPT connections	\$ 204
RHFS-SPEX	PEX connections	\$ 204
RHFS-EX	EXPANSION PEX connections	\$ 204

• TRIM ONLY		
Code	Finish	Price
TVY39C	Chrome	\$ 1596

Rough, trim and concrete floor installation box



UPC®

• ROUGH ONLY		
Code	Description	Price
RHBX-SPEX	PEX connections	\$ 410
RHBX-EX	EXPANSION PEX connections	\$ 410

• TRIM ONLY		
Code	Finish	Price
TVY39C	Chrome	\$ 1596

4-piece bidet faucet with integrated vacuum breaker



UPC®



- 1/2" inlet male NPT
- Integrated vacuum breaker
- Ceramic cartridge
- Jet
- Pop-up drain

Code	Finish	Price
VY09C	Chrome	\$ 1070

Venty



Type P (pressure balance) valve

Type P (pressure balance) rough and trim



cUPC®

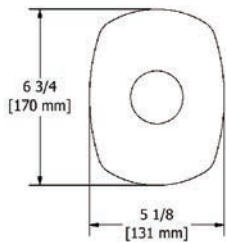
• ROUGH ONLY

Code	Description	Price
R51	Male NPT or sweat	\$ 121
R51-SPEX	PEX connections	\$ 121
R51-EX	EXPANSION PEX connections	\$ 121

• TRIM ONLY

Code	Finish	Price
TVY51C	Chrome	\$ 238

Type P (pressure balance) complete valve



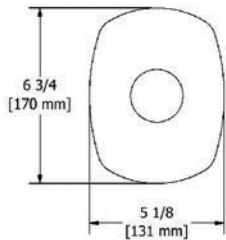
cUPC®



- 1/2" inlet male NPT or sweat
- 1/2" outlet male NPT or sweat
- Ceramic cartridge and balancing spool with check valves
- Service valves
- Double action: flow and temperature control
- 22 L/min, 5.8 gpm (US) 60psi

Code	Finish	Price
VY51C	Chrome	\$ 359

Type P (pressure balance) complete valve PEX



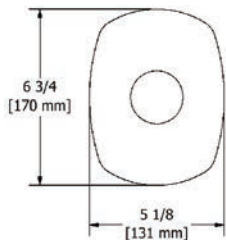
cUPC®



- 1/2" inlet PEX
- 1/2" shower outlet PEX
- 3/4" bath outlet PEX or 1/2" sweat
- Ceramic cartridge and balancing spool with check valves
- Service valves
- Double action: flow and temperature control
- 22 L/min, 5.8 gpm (US) 60psi

Code	Finish	Price
VY51C-SPEX	Chrome	\$ 359

Type P (pressure balance) complete valve EXPANSION PEX



cUPC®



- 1/2" inlet EXPANSION PEX
- 1/2" shower outlet EXPANSION PEX
- 3/4" bath outlet EXPANSION PEX or 1/2" sweat
- Ceramic cartridge and balancing spool with check valves
- Service valves
- Double action: flow and temperature control
- 22 L/min, 5.8 gpm (US) 60psi

Code	Finish	Price
VY51C-EX	Chrome	\$ 359

Connection examples



-SPEX



-EX

2-way Type T/P (thermostatic/pressure balance) coaxial valve

2-way Type T/P (thermostatic/pressure balance) coaxial valve rough and trim

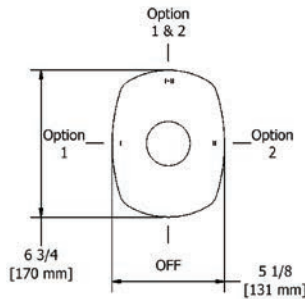


cUPC®

•ROUGH ONLY		
Code	Description	Price
R23	Male NPT or sweat	\$ 151
R23-SPEX	PEX connections	\$ 151
R23-EX	EXPANSION PEX connections	\$ 151

•TRIM ONLY		
Code	Finish	Price
TVY23C	Chrome	\$ 427

2-way Type T/P (thermostatic/pressure balance) coaxial complete valve



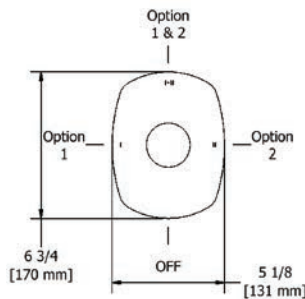
cUPC®



- 1/2" inlet male NPT or sweat
- Two 1/2" outlets male NPT or sweat
- Thermostatic/pressure balance coaxial cartridge with check valves
- 4 positions (OFF, 1, 1 and 2, 2)
- Service valves
- 24 L/min, 6.3 gpm (US) 60psi

Code	Finish	Price
VY23C	Chrome	\$ 578

2-way Type T/P (thermostatic/pressure balance) coaxial complete valve PEX



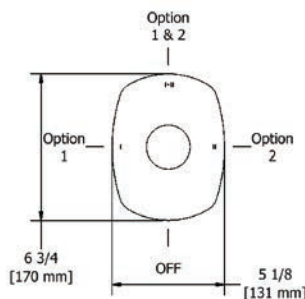
cUPC®



- 1/2" inlet PEX
- Two 1/2" outlets PEX
- Thermostatic/pressure balance coaxial cartridge with check valves
- 4 positions (OFF, 1, 1 and 2, 2)
- Service valves
- 24 L/min, 6.3 gpm (US) 60psi

Code	Finish	Price
VY23C-SPEX	Chrome	\$ 578

2-way Type T/P (thermostatic/pressure balance) coaxial complete valve EXPANSION PEX



cUPC®



- 1/2" inlet EXPANSION PEX
- Two 1/2" outlets EXPANSION PEX
- Thermostatic/pressure balance coaxial cartridge with check valves
- 4 positions (OFF, 1, 1 and 2, 2)
- Service valves
- 24 L/min, 6.3 gpm (US) 60psi

Code	Finish	Price
VY23C-EX	Chrome	\$ 578

Connection examples



-SPEX



-EX

Venty



3-way Type T/P (thermostatic/pressure balance) coaxial valve

3-way Type T/P (thermostatic/pressure balance) coaxial valve rough and trim



cUPC®

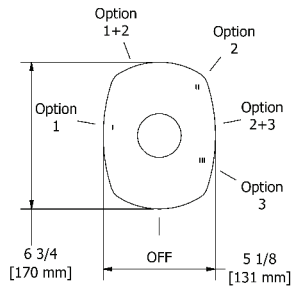
• ROUGH ONLY

Code	Description	Price
R45	Male NPT or sweat	\$ 211
R45-SPEX	PEX connections	\$ 211
R45-EX	EXPANSION PEX connections	\$ 211

• TRIM ONLY

Code	Finish	Price
TVY45C	Chrome	\$ 400

3-way Type T/P (thermostatic/pressure balance) coaxial complete valve



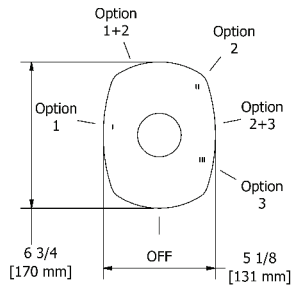
cUPC®



- 1/2" inlet male NPT or sweat
- Three 1/2" outlets male NPT or sweat
- Thermostatic/pressure balance coaxial cartridge with check valves
- Service valves
- 6 positions (OFF, 1, 1 and 2, 2, 2 and 3, 3)
- 24 L/min, 6.3 gpm (US) 60psi

Code	Finish	Price
VY45C	Chrome	\$ 611

3-way Type T/P (thermostatic/pressure balance) coaxial complete valve PEX



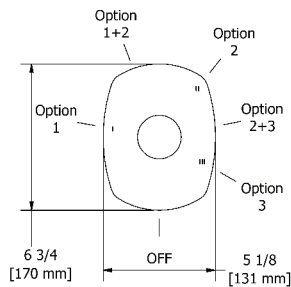
cUPC®



- 1/2" inlet PEX
- Three 1/2" outlets PEX
- Thermostatic/pressure balance coaxial cartridge with check valves
- 6 positions (OFF, 1, 1 and 2, 2, 2 and 3, 3)
- Service valves
- 24 L/min, 6.3 gpm (US) 60psi

Code	Finish	Price
VY45C-SPEX	Chrome	\$ 611

3-way Type T/P (thermostatic/pressure balance) coaxial complete valve EXPANSION PEX



cUPC®



- 1/2" inlet EXPANSION PEX
- Three 1/2" outlets EXPANSION PEX
- Thermostatic/pressure balance coaxial cartridge with check valves
- 6 positions (OFF, 1, 1 and 2, 2, 2 and 3, 3)
- Service valves
- 24 L/min, 6.3 gpm (US) 60psi

Code	Finish	Price
VY45C-EX	Chrome	\$ 611

Connection examples




-SPEX



-EX

4-way Type T/P (thermostatic/pressure balance) 3/4" coaxial valve



cUPC®

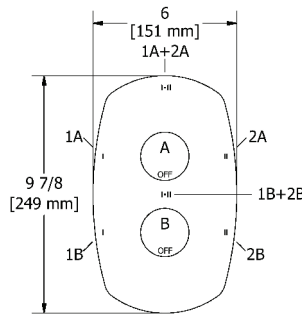
•ROUGH ONLY

Code	Description	Price
R46	3/4" inlet male NPT	\$ 322

•TRIM ONLY

Code	Finish	Price
TVY46C	Chrome	\$ 769

4-way Type T/P (thermostatic/pressure balance) 3/4" coaxial complete valve



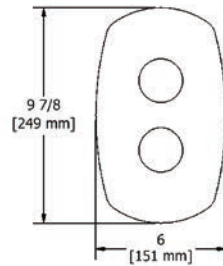
cUPC®



- 3/4" inlet male NPT
- Must be supplied with minimum 3/4" PEX, 3/4" EXPANSION PEX or 1/2" copper
- 2 thermo/pressure balance coaxial cartridges with check valves
- 4 integrated volume controls
- **2 different temperatures**
- Service valves
- Four 1/2" outlets female NPT
- **38 L/min, 10 gpm (US) 60psi**

Code	Finish	Price
VY46C	Chrome	\$ 1091

3/4" high performance Type T/P (thermostatic/pressure balance) coaxial complete valve



cUPC®



- 3/4" inlet male NPT, dedicated main water supply required
- 4 outlets: two 1/2" outlets male NPT and two 3/4" outlets male NPT or 1/2" female NPT
- 2 thermo/pressure balance coaxial cartridges with check valves
- 2 integrated volume controls and **2 different temperatures**
- 3/4" inlet male NPT / Stop valves
- Service valves
- **76 L/min, 20 gpm (US) 60psi**

Code	Finish	Price
VY83C	Chrome	\$ 1237

1/2" shut-off valve rough and trim



cUPC®

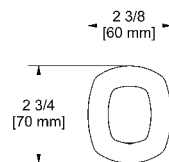
•ROUGH ONLY

Code	Description	Price
R20	—	\$ 93

•TRIM ONLY

Code	Finish	Price
TVY20C	Chrome	\$ 117

1/2" shut-off valve



cUPC®



- 1/2" inlet female NPT
- Ceramic cartridge

Code	Finish	Price
VY20C	Chrome	\$ 210

Venty



Suggested assemblies

Assembly #54VY



UPC®



Description	Code	C
Type P valve trim	TVY51	\$ 238
Type P valve rough	R51 ¹	\$ 121
Hand shower rail	8080	\$ 479
Elbow supply	794	\$ 93
Total		\$ 931

1. Add -SPEX for PEX connection and -EX for Expansion PEX connection

Assembly #4744VY



UPC®



Description	Code	C
2-way no share Type T/P coaxial valve trim	TVY44	\$ 427
2-way Type T/P coaxial valve rough	R23 ¹	\$ 151
2-jet shower head with arm	396	\$ 174
Wall-mount tub spout	VY80 ⁵	\$ 255
Total		\$ 1007

1. Add -SPEX for PEX connection and -EX for Expansion PEX connection
5. 1/2" inlet male NPT

Other components available in *Bath and Shower Components* section.

Venty



Suggested assemblies

Assembly #323VY



cUPC®



Description	Code	C
2-way Type T/P coaxial valve trim	TVY23	\$ 427
2-way Type T/P coaxial valve rough	R23 ¹	\$ 151
Hand shower rail	8080	\$ 479
20 cm X 30 cm (8" x 12") rectangular shower head	495	\$ 304
40 cm (16") shower arm	594	\$ 99
Elbow supply	794	\$ 93
Total		\$ 1553

1. Add -SPEX for PEX connection and -EX for Expansion PEX connection

Assembly #1345VY



cUPC®



Description	Code	C
3-way Type T/P coaxial valve trim	TVY45	\$ 400
3-way Type T/P coaxial valve rough	R45 ¹	\$ 211
Hand shower rail	8080	\$ 479
20 cm X 30 cm (8" x 12") rectangular shower head	495	\$ 304
50 cm (20") shower arm	593	\$ 115
Elbow supply	794	\$ 93
Wall-mount tub spout	VY80 ⁵	\$ 255
Total		\$ 1857

1. Add -SPEX for PEX connection and -EX for Expansion PEX connection
5. ½" inlet male NPT

Venty



Suggested assemblies

Assembly #446VY



cUPC®



Description	Code	C
4-way Type T/P coaxial valve trim	TVY46	\$ 769
4-way Type T/P 3/4" coaxial valve rough	R46	\$ 322
Hand shower rail	8080	\$ 479
20 cm X 30 cm (8" x 12") rectangular shower head	495	\$ 304
50 cm (20") shower arm	593	\$ 115
Body jet	397(x4)	\$ 476
Elbow supply	794	\$ 93
Total		\$ 2558

Assembly #1546VY



cUPC®



Description	Code	C
4-way Type T/P coaxial valve trim	TVY46	\$ 769
4-way Type T/P 3/4" coaxial valve rough	R46	\$ 322
Hand shower rail	8080(x2)	\$ 958
20 cm X 30 cm (8" x 12") rectangular shower head	495 (x2)	\$ 608
40 cm (16") shower arm	594 (x2)	\$ 198
Elbow supply	794 (x2)	\$ 186
Total		\$ 3041

Other components available in *Bath and Shower Components* section.

Venty



Suggested assemblies

Assembly #783VY



cUPC®



Description	Code	C
4-way Type T/P ¾" coaxial complete valve	VY83	\$ 1237
Hand shower rail	8080(x2)	\$ 958
25 cm X 40 cm (10" x 16") rectangular shower head	499	\$ 583
40 cm (16") shower arm	594	\$ 99
Spin tile body jet	399 ⁴ (x4)	\$ 1020
Elbow supply with shut-off valve	799 (x2)	\$ 326
Total		\$ 4223

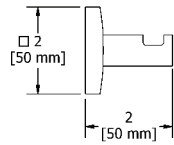
4. These items must be ordered at the same time as the valve rough

Venty



Venty accessories

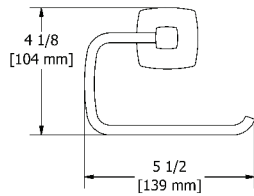
Robe hook



• 2 anchor points

Code	Finish	Price
VY0C	Chrome	\$ 57

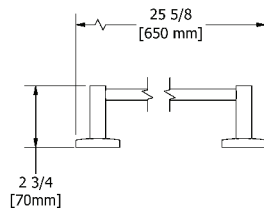
Paper holder



• 2 anchor points

Code	Finish	Price
VY3C	Chrome	\$ 80

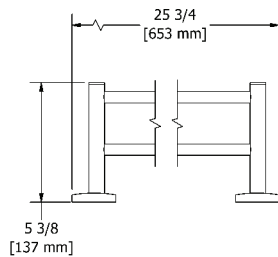
24" towel bar



• 2 anchor points

Code	Finish	Price
VY5C	Chrome	\$ 150

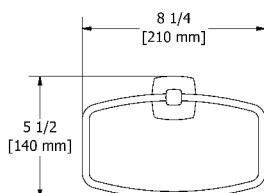
24" double towel bar



• 2 anchor points

Code	Finish	Price
VY6C	Chrome	\$ 210

Towel ring



• 2 anchor points


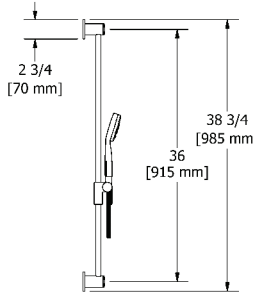
Code	Finish	Price
VY7C	Chrome	\$ 104

Venty



Bath and shower components

Hand shower rail


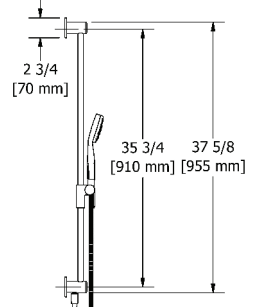



cUPC®

- Easy-Glide left cursor
- 4308, 2-jet hand shower
- Ø19 mm (¾") slide bar
- Scale-free
- 150 cm (59") double interlock flexible hose, **swivel** and 2 check valves
- **7.6 L/min, 2.0 gpm (US) 60psi**

Code	Finish	Price
8080C	Chrome	\$ 479

Hand shower rail with built-in elbow supply


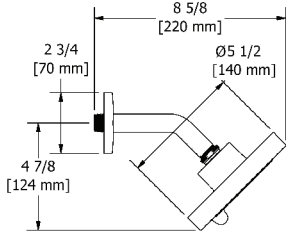



cUPC®

- Easy-Glide left cursor
- 4308, 2-jet hand shower
- Ø19 mm (¾") slide bar
- Scale-free
- 150 cm (59") double interlock flexible hose, **swivel** and 2 check valves
- **Built-in elbow supply**
- **7.6 L/min, 2.0 gpm (US) 60psi**

Code	Finish	Price
8060C	Chrome	\$ 519

2-jet shower head with arm


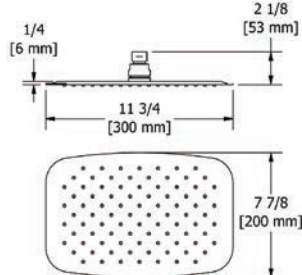



cUPC®

- Six positions
- 2 jets: luxurious, invigorating
- Scale-free
- **Swivel**
- Shower arm with Venty flange with set screw
- **7.6 L/min, 2.0 gpm (US) 60psi**

Code	Finish	Price
396C	Chrome	\$ 174

8" x 12" rectangular shower head


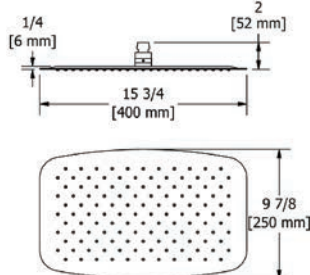



cUPC®

- ½" inlet female
- Stainless steel
- **Swivel**
- Scale-free
- **7.6 L/min, 2.0 gpm (US) 60psi**

Code	Finish	Price
495C	Chrome	\$ 304

10" x 16" rectangular shower head

cUPC®

- ½" inlet female
- Stainless steel
- **Swivel**
- Scale-free
- **7.6 L/min, 2.0 gpm (US) 60psi**

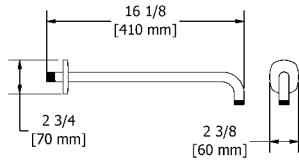
Code	Finish	Price
499C	Chrome	\$ 583

Venty



Bath and shower components

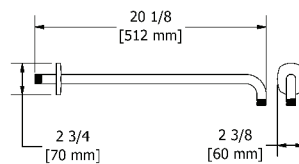
16" shower arm



- 1/2" inlet male NPT
- Shower arm with Venty flange with set screw

Code	Finish	Price
594C	Chrome	\$ 99

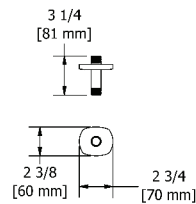
20" shower arm



- 1/2" inlet male NPT
- Shower arm with Venty flange with set screw

Code	Finish	Price
593C	Chrome	\$ 115

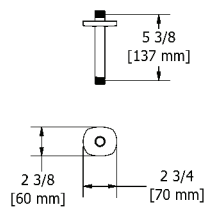
3" vertical shower arm



- 1/2" inlet male NPT
- Shower arm with Venty flange with set screw

Code	Finish	Price
599C	Chrome	\$ 57

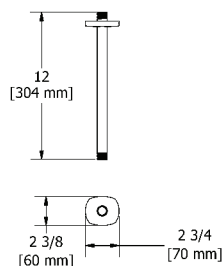
6" vertical shower arm



- 1/2" inlet male NPT
- Shower arm with Venty flange with set screw

Code	Finish	Price
598C	Chrome	\$ 65

12" vertical shower arm

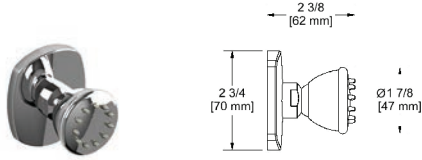


- 1/2" inlet male NPT
- Shower arm with Venty flange with set screw

Code	Finish	Price
597C	Chrome	\$ 84

Bath and shower components

Directional body jet

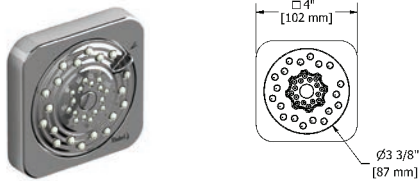


cUPC®

- 1/2" inlet female NPT
- Scale-free
- Directional
- **2 to 6 L/min, 0.5 to 1.6 gpm (US) 60psi**

Code	Finish	Price
397C	Chrome	\$ 119

2-jet directional tile body jet



cUPC®

- 1/2" inlet male NPT
- 2-jet
- Scale-free
- Directional
- **6.2 L/min, 1.6 gpm (US) 60psi**

Code	Finish	Price
371C	Chrome	\$ 128

Spin tile body jet



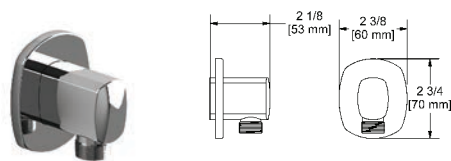
cUPC®

- 1/2" inlet male NPT
- Rotating jet
- **Special rough included**
- **3.7 L/min, 1 gpm (US) 60psi**

* Must be ordered at the same time as the valve rough

Code	Finish	Price
399C	Chrome	\$ 255

Elbow supply

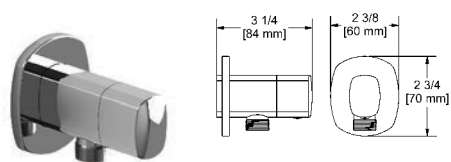


cUPC®

- 1/2" inlet female NPT
- 1/2" outlet male
- Adjustable depth

Code	Finish	Price
794C	Chrome	\$ 93

Elbow supply with shut-off valve

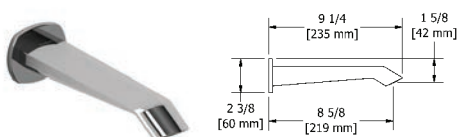


cUPC®

- 1/2" inlet female NPT
- 1/2" outlet male
- Ceramic cartridge
- Adjustable depth

Code	Finish	Price
799C	Chrome	\$ 163

Wall-mount tub spout



cUPC®

- 1/2" inlet male NPT

Code	Finish	Price
VY80C	Chrome	\$ 255



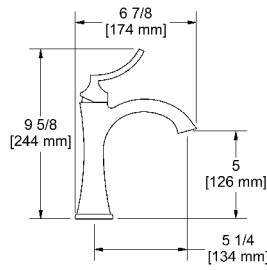
EIFFEL

BATHROOMS

EIFFEL



Single hole lavatory faucet



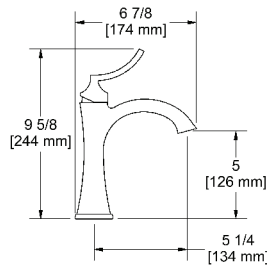
UPC®



- 3/8" speedway compression
- Ceramic cartridge
- Pop-up drain
- 5.7 L/min, 1.5 gpm (US) 60psi

Code	Finish	Price
ES01C	Chrome	\$ 502
ES01BN	Brushed nickel (PVD)	\$ 699
ES01PN	Polished nickel (PVD)	\$ 699

Single hole lavatory faucet



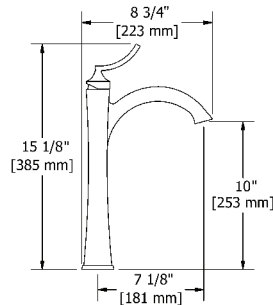
UPC®



- 3/8" speedway compression
- Ceramic cartridge
- No drain
- 5.7 L/min, 1.5 gpm (US) 60psi

Code	Finish	Price
ES00C	Chrome	\$ 479
ES00BN	Brushed nickel (PVD)	\$ 661
ES00PN	Polished nickel (PVD)	\$ 661

Single hole lavatory faucet



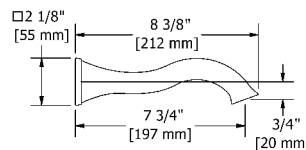
UPC®



- 3/8" speedway compression
- Ceramic cartridge
- No drain
- 5.7 L/min, 1.5 gpm (US) 60psi

Code	Finish	Price
EL01C	Chrome	\$ 684
EL01BN	Brushed nickel (PVD)	\$ 947
EL01PN	Polished nickel (PVD)	\$ 947

8" wall-mount lavatory faucet



UPC®



- 1/2" inlet female NPT
- Ceramic cartridge
- No drain
- 5.7 L/min, 1.5 gpm (US) 60psi

Code	Finish	Price
EF03LC	Chrome	\$ 887
EF03LBN	Brushed nickel (PVD)	\$ 1097
EF03LPN	Polished nickel (PVD)	\$ 1097

Personalize your faucet with our handle options

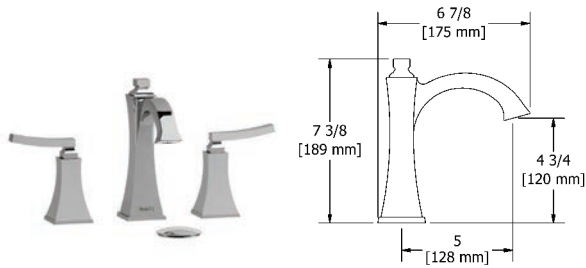


EX.:

EF__ L C

EF__ + C

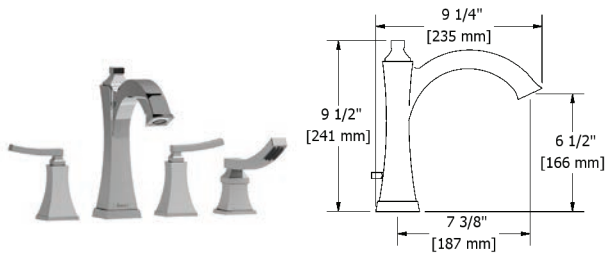
8" lavatory faucet



- 3/8" speedway compression
- Ceramic cartridge
- Push drain
- 5.7 L/min, 1.5 gpm (US) 60psi

Code	Finish	Price
EF08LC	Chrome	\$ 866
EF08LBN	Brushed nickel (PVD)	\$ 1110
EF08LPN	Polished nickel (PVD)	\$ 1110

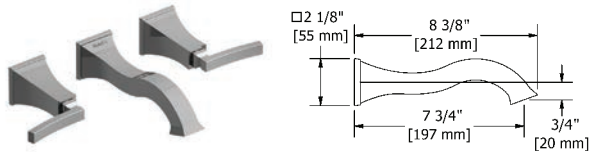
4-piece deck-mount tub filler with hand shower



- 1/2" inlet male
- Ceramic cartridge
- 1-jet hand shower/scale-free
- 41.5 L/min, 11 gpm (US) 60psi

Code	Finish	Price
EF12LC	Chrome	\$ 1342
EF12LBN	Brushed nickel (PVD)	\$ 1751
EF12LPN	Polished nickel (PVD)	\$ 1751

8" wall-mount tub filler



- 1/2" inlet female NPT
- Ceramic cartridge
- 40 L/min, 10.5 gpm (US) 60psi

Code	Finish	Price
EF05LC	Chrome	\$ 887
EF05LBN	Brushed nickel (PVD)	\$ 1097
EF05LPN	Polished nickel (PVD)	\$ 1097

4-piece bidet faucet with integrated vacuum breaker



- 1/2" inlet male NPT
- Integrated vacuum breaker
- Ceramic cartridge
- Jet
- Pop-up drain

Code	Finish	Price
EF09LC	Chrome	\$ 1003
EF09LBN	Brushed nickel (PVD)	\$ 1221
EF09LPN	Polished nickel (PVD)	\$ 1221

Personalize your faucet with our handle options



EX.:

EF__LC

EF__C

Type P (pressure balance) valve

Type P (pressure balance) rough and trim



cUPC®

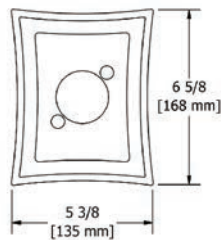
• ROUGH ONLY

Code	Description	Price
R51	Male NPT or sweat	\$ 121
R51-SPEX	PEX connections	\$ 121
R51-EX	EXPANSION PEX connections	\$ 121

• TRIM ONLY

Code	Finish	Price
TEF51C	Chrome	\$ 260
TEF51BN	Brushed nickel (PVD)	\$ 375
TEF51PN	Polished nickel (PVD)	\$ 375

Type P (pressure balance) complete valve



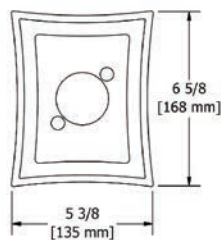
cUPC®



- 1/2" inlet male NPT or sweat
- 1/2" outlet male NPT or sweat
- Ceramic cartridge and balancing spool with check valves
- Service valves
- Double action: flow and temperature control
- 22 L/min, 5.8 gpm (US) 60psi

Code	Finish	Price
EF51C	Chrome	\$ 381
EF51BN	Brushed nickel (PVD)	\$ 496
EF51PN	Polished nickel (PVD)	\$ 496

Type P (pressure balance) complete valve PEX



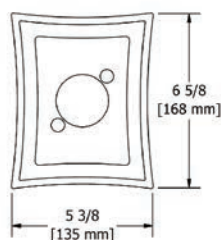
cUPC®



- 1/2" inlet PEX
- 1/2" shower outlet PEX
- 3/4" bath outlet PEX or 1/2" sweat
- Ceramic cartridge and balancing spool with check valves
- Service valves
- Double action: flow and temperature control
- 22 L/min, 5.8 gpm (US) 60psi

Code	Finish	Price
EF51C-SPEX	Chrome	\$ 381
EF51BN-SPEX	Brushed nickel (PVD)	\$ 496
EF51PN-SPEX	Polished nickel (PVD)	\$ 496

Type P (pressure balance) complete valve EXPANSION PEX



cUPC®



- 1/2" inlet EXPANSION PEX
- 1/2" shower outlet EXPANSION PEX
- 3/4" bath outlet EXPANSION PEX or 1/2" sweat
- Ceramic cartridge and balancing spool with check valves
- Service valves
- Double action: flow and temperature control
- 22 L/min, 5.8 gpm (US) 60psi

Code	Finish	Price
EF51C-EX	Chrome	\$ 381
EF51BN-EX	Brushed nickel (PVD)	\$ 496
EF51PN-EX	Polished nickel (PVD)	\$ 496

Connection examples



-SPEX



-EX

2-way Type T/P (thermostatic/pressure balance) coaxial valve

2-way Type T/P (thermostatic/pressure balance) coaxial valve rough and trim



cUPC®

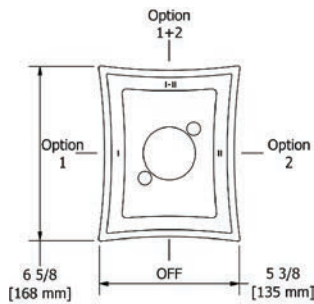
• ROUGH ONLY

Code	Description	Price
R23	Male NPT or sweat	\$ 151
R23-SPEX	PEX connections	\$ 151
R23-EX	EXPANSION PEX connections	\$ 151

• TRIM ONLY

Code	Finish	Price
TEF23C	Chrome	\$ 432
TEF23BN	Brushed nickel (PVD)	\$ 526
TEF23PN	Polished nickel (PVD)	\$ 526

2-way Type T/P (thermostatic/pressure balance) coaxial complete valve



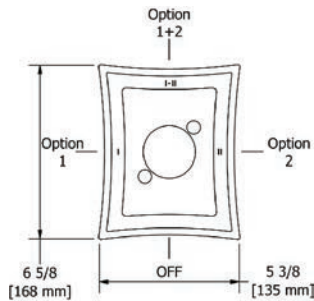
cUPC®



- 1/2" inlet male NPT or sweat
- Two 1/2" outlets male NPT or sweat
- Thermostatic/pressure balance coaxial cartridge with check valves
- 4 positions (OFF, 1, 1 and 2, 2)
- Service valves
- 24 L/min, 6.3 gpm (US) 60psi

Code	Finish	Price
EF23C	Chrome	\$ 583
EF23BN	Brushed nickel (PVD)	\$ 677
EF23PN	Polished nickel (PVD)	\$ 677

2-way Type T/P (thermostatic/pressure balance) coaxial complete valve PEX



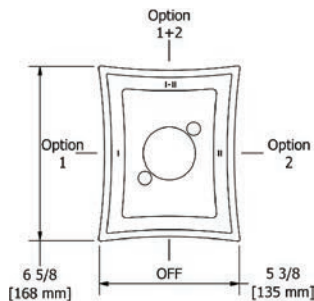
cUPC®



- 1/2" inlet PEX
- Two 1/2" outlets PEX
- Thermostatic/pressure balance coaxial cartridge with check valves
- 4 positions (OFF, 1, 1 and 2, 2)
- Service valves
- 24 L/min, 6.3 gpm (US) 60psi

Code	Finish	Price
EF23C-SPEX	Chrome	\$ 583
EF23BN-SPEX	Brushed nickel (PVD)	\$ 677
EF23PN-SPEX	Polished nickel (PVD)	\$ 677

2-way Type T/P (thermostatic/pressure balance) coaxial complete valve EXPANSION PEX



cUPC®



- 1/2" inlet EXPANSION PEX
- Two 1/2" outlets EXPANSION PEX
- Thermostatic/pressure balance coaxial cartridge with check valves
- 4 positions (OFF, 1, 1 and 2, 2)
- Service valves
- 24 L/min, 6.3 gpm (US) 60psi

Code	Finish	Price
EF23C-EX	Chrome	\$ 583
EF23BN-EX	Brushed nickel (PVD)	\$ 677
EF23PN-EX	Polished nickel (PVD)	\$ 677

Connection examples



-SPEX



-EX

3-way Type T/P (thermostatic/pressure balance) coaxial valve

3-way Type T/P (thermostatic/pressure balance) coaxial valve rough and trim



UPC®

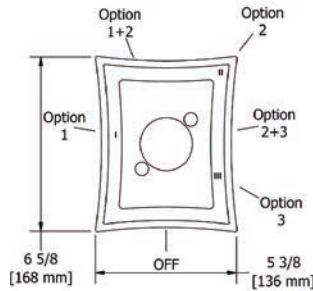
•ROUGH ONLY

Code	Description	Price
R45	Male NPT or sweat	\$ 211
R45-SPEX	PEX connections	\$ 211
R45-EX	EXPANSION PEX connections	\$ 211

•TRIM ONLY

Code	Finish	Price
TEF45C	Chrome	\$ 419
TEF45BN	Brushed nickel (PVD)	\$ 523
TEF45PN	Polished nickel (PVD)	\$ 523

3-way Type T/P (thermostatic/pressure balance) coaxial complete valve



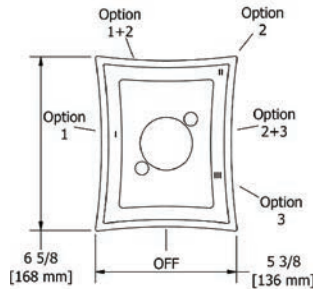
UPC®



- 1/2" inlet male NPT or sweat
- Three 1/2" outlets male NPT or sweat
- Thermostatic/pressure balance coaxial cartridge with check valves
- 6 positions (OFF, 1, 1 and 2, 2, 2 and 3, 3)
- Service valves
- 24 L/min, 6.3 gpm (US) 60psi

Code	Finish	Price
EF45C	Chrome	\$ 630
EF45BN	Brushed nickel (PVD)	\$ 734
EF45PN	Polished nickel (PVD)	\$ 734

3-way Type T/P (thermostatic/pressure balance) coaxial complete valve PEX



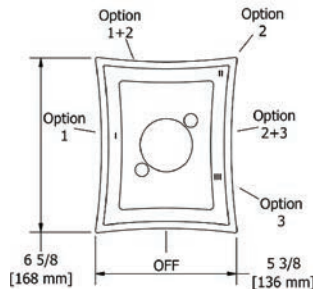
UPC®



- 1/2" inlet PEX
- Three 1/2" outlets PEX
- Thermostatic/pressure balance coaxial cartridge with check valves
- 6 positions (OFF, 1, 1 and 2, 2, 2 and 3, 3)
- Service valves
- 24 L/min, 6.3 gpm (US) 60psi

Code	Finish	Price
EF45C-SPEX	Chrome	\$ 630
EF45BN-SPEX	Brushed nickel (PVD)	\$ 734
EF45PN-SPEX	Polished nickel (PVD)	\$ 734

3-way Type T/P (thermostatic/pressure balance) coaxial complete valve EXPANSION PEX



UPC®



- 1/2" inlet EXPANSION PEX
- Three 1/2" outlets EXPANSION PEX
- Thermostatic/pressure balance coaxial cartridge with check valves
- 6 positions (OFF, 1, 1 and 2, 2, 2 and 3, 3)
- Service valves
- 24 L/min, 6.3 gpm (US) 60psi

Code	Finish	Price
EF45C-EX	Chrome	\$ 630
EF45BN-EX	Brushed nickel (PVD)	\$ 734
EF45PN-EX	Polished nickel (PVD)	\$ 734

Connection examples




-SPEX



-EX

4-way Type T/P (thermostatic/pressure balance) 3/4" coaxial valve rough and trim



cUPC®

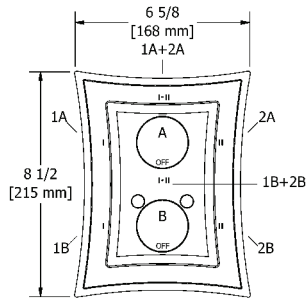
•ROUGH ONLY

Code	Description	Price
R46	3/4" inlet male NPT	\$ 322

•TRIM ONLY

Code	Finish	Price
TEF46C	Chrome	\$ 769
TEF46BN	Brushed nickel (PVD)	\$ 933
TEF46PN	Polished nickel (PVD)	\$ 933

4-way Type T/P (thermostatic/pressure balance) 3/4" coaxial complete valve



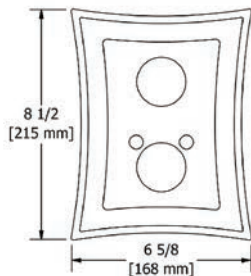
cUPC®



- 4 integrated volume controls
- 2 different temperatures
- 3/4" inlet male NPT
- Four 1/2" outlets female NPT
- Must be supplied with minimum 3/4" PEX, 3/4" EXPANSION PEX or 1/2" copper
- 2 thermo/pressure balance coaxial cartridges with check valves
- Service valves
- 38 L/min, 10 gpm (US) 60psi

Code	Finish	Price
EF46C	Chrome	\$ 1091
EF46BN	Brushed nickel (PVD)	\$ 1255
EF46PN	Polished nickel (PVD)	\$ 1255

3/4" high performance Type T/P (thermostatic/pressure balance) coaxial complete valve



cUPC®



- 3/4" inlet male NPT / Stop valves
- Service valves
- 3/4" inlet male NPT, dedicated main water supply required
- 4 outlets: two 1/2" outlets male NPT and two 3/4" outlets male NPT or 1/2" female NPT
- 2 thermo/pressure balance coaxial cartridges with check valves
- 2 integrated volume controls and 2 different temperatures
- 76 L/min, 20 gpm (US) 60psi

Code	Finish	Price
EF83C	Chrome	\$ 1233
EF83BN	Brushed nickel (PVD)	\$ 1418
EF83PN	Polished nickel (PVD)	\$ 1418

1/2" shut-off valve rough and trim



cUPC®

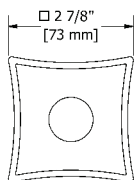
•ROUGH ONLY

Code	Description	Price
R20	—	\$ 93

•TRIM ONLY

Code	Finish	Price
TEF20LC	Chrome	\$ 197

1/2" shut-off valve



cUPC®




- 1/2" inlet female NPT
- 1/2" ceramic cartridge

Code	Finish	Price
EF20LC	Chrome	\$ 290

Suggested assemblies

Assembly #54EF



Description	Code	C	BN	PN
Type P valve trim	TEF51	\$ 260	\$ 375	\$ 375
Type P valve rough	R51 ¹	\$ 121	\$ 121	\$ 121
Hand shower rail	4040	\$ 303	\$ 461	\$ 461
Elbow supply	750	\$ 93	\$ 128	\$ 128
Total		\$ 777	\$ 1085	\$ 1085

1. Add -SPEX for PEX connection and -EX for Expansion PEX connection

UPC®



Assembly #4744EF



Description	Code	C	BN	PN
2-way no share Type T/P coaxial valve trim	TEF44	\$ 432	\$ 526	\$ 526
2-way Type T/P coaxial valve rough	R23 ¹	\$ 151	\$ 151	\$ 151
2-jet shower head with arm	326	\$ 174	\$ 217	\$ 217
Wall-mount tub spout	EF80 ⁵	\$ 233	\$ 303	\$ 303
Total		\$ 990	\$ 1197	\$ 1197

1. Add -SPEX for PEX connection and -EX for Expansion PEX connection

5. 1/2" inlet male NPT

UPC®



Suggested assemblies

Assembly #323EF



UPC®



Description	Code	C	BN	PN
2-way Type T/P coaxial valve trim	TEF23	\$ 432	\$ 526	\$ 526
2-way Type T/P coaxial valve rough	R23 ¹	\$ 151	\$ 151	\$ 151
Hand shower rail	4040	\$ 303	\$ 461	\$ 461
20 cm (8") shower head	478	\$ 304	\$ 424	\$ 424
40 cm (16") shower arm	524	\$ 104	\$ 146	\$ 146
Elbow supply	750	\$ 93	\$ 128	\$ 128
Total		\$ 1387	\$ 1836	\$ 1836

1. Add -SPEX for PEX connection and -EX for Expansion PEX connection

Assembly #1345EF



UPC®



Description	Code	C	BN	PN
3-way Type T/P coaxial valve trim	TEF45	\$ 419	\$ 523	\$ 523
3-way Type T/P coaxial valve rough	R45 ¹	\$ 211	\$ 211	\$ 211
Hand shower rail	4040	\$ 303	\$ 461	\$ 461
20 cm (8") shower head	478	\$ 304	\$ 424	\$ 424
50 cm (20") shower arm	523	\$ 115	\$ 169	\$ 169
Elbow supply	750	\$ 93	\$ 128	\$ 128
Wall-mount tub spout	EF80 ⁵	\$ 233	\$ 303	\$ 303
Total		\$ 1678	\$ 2219	\$ 2219

1. Add -SPEX for PEX connection and -EX for Expansion PEX connection
5. ½" inlet male NPT

Suggested assemblies

Assembly #446EF



Description	Code	C	BN	PN
4-way Type T/P coaxial valve trim	TEF46	\$ 769	\$ 933	\$ 933
4-way Type T/P 3/4" coaxial valve rough	R46	\$ 322	\$ 322	\$ 322
Hand shower rail	4040	\$ 303	\$ 461	\$ 461
20 cm (8") shower head	478	\$ 304	\$ 424	\$ 424
40 cm (16") shower arm	524	\$ 104	\$ 146	\$ 146
UPC® Body jet	370(x4)	\$ 512	\$ 704	\$ 704
Elbow supply	750	\$ 93	\$ 128	\$ 128
Total		\$ 2407	\$ 3118	\$ 3118



Assembly #1546EF



Description	Code	C	BN	PN
4-way Type T/P coaxial valve trim	TEF46	\$ 769	\$ 933	\$ 933
4-way Type T/P 3/4" coaxial valve rough	R46	\$ 322	\$ 322	\$ 322
Hand shower rail	4040(x2)	\$ 606	\$ 922	\$ 922
20 cm (8") shower head	478 (x2)	\$ 608	\$ 848	\$ 848
40 cm (16") shower arm	524 (x2)	\$ 208	\$ 292	\$ 292
UPC® Elbow supply	750 (x2)	\$ 186	\$ 256	\$ 256
Total		\$ 2699	\$ 3573	\$ 3573



Eiffel



Suggested assemblies

Assembly #783EF



UPC®

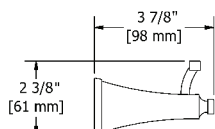


Description	Code	C
4-way Type T/P ¾" coaxial complete valve	EF83	\$ 1233
Hand shower rail	4040(x2)	\$ 606
30 cm (12") shower head	482	\$ 512
40 cm (16") shower arm	524	\$ 104
Spin tile body jet	379 ⁴ (x4)	\$ 1020
Elbow supply with shut-off valve	770 (x2)	\$ 278
Total		\$ 3753

4. These items must be ordered at the same time as the valve rough

Eiffel accessories

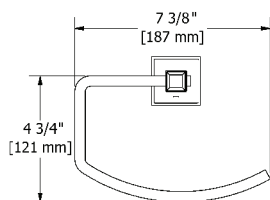
Robe hook



- 4 anchor points

Code	Finish	Price
EF0C	Chrome	\$ 67
EF0BN	Brushed nickel (PVD)	\$ 96
EF0PN	Polished nickel (PVD)	\$ 96

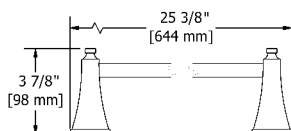
Paper holder



- 4 anchor points

Code	Finish	Price
EF3C	Chrome	\$ 106
EF3BN	Brushed nickel (PVD)	\$ 156
EF3PN	Polished nickel (PVD)	\$ 156

24" towel bar

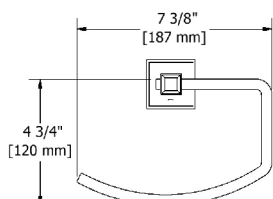


- 4 anchor points

* May be cut to desired length

Code	Finish	Price
EF5C	Chrome	\$ 147
EF5BN	Brushed nickel (PVD)	\$ 210
EF5PN	Polished nickel (PVD)	\$ 210

Towel ring

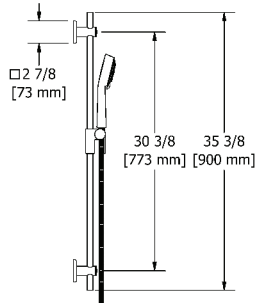


- 4 anchor points

Code	Finish	Price
EF7C	Chrome	\$ 106
EF7BN	Brushed nickel (PVD)	\$ 161
EF7PN	Polished nickel (PVD)	\$ 161

Bath and shower components

Hand shower rail

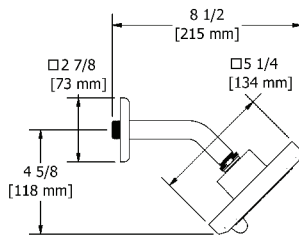


cUPC®

- Easy-Glide left cursor
- 10, 4-jet hand shower with pause
- Ø19 mm (¾") slide bar
- Scale-free
- 150 cm (59") double interlock flexible hose, **swivel** and 2 check valves
- **7.6 L/min, 2.0 gpm (US) 60psi**

Code	Finish	Price
4040C	Chrome	\$ 303
4040BN	Brushed nickel (PVD)	\$ 461
4040PN	Polished nickel (PVD)	\$ 461

2-jet shower head with arm

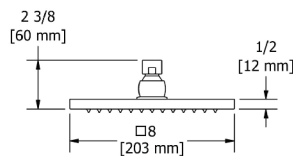


cUPC®

- Six positions
- 2 jets: luxurious, invigorating
- Shower arm with Eiffel flange
- Scale-free
- **Swivel**
- **7.6 L/min, 2.0 gpm (US) 60psi**

Code	Finish	Price
326C	Chrome	\$ 174
326BN	Brushed nickel (PVD)	\$ 217
326PN	Polished nickel (PVD)	\$ 217

8" shower head

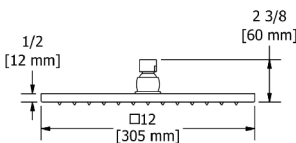


cUPC®

- ½" inlet female
- **Swivel**
- Scale-free
- **7.6 L/min, 2.0 gpm (US) 60psi**

Code	Finish	Price
478C	Chrome	\$ 304
478BN	Brushed nickel (PVD)	\$ 424
478PN	Polished nickel (PVD)	\$ 424

12" shower head



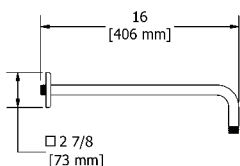
cUPC®

- ½" inlet female
- **Swivel**
- Scale-free
- **7.6 L/min, 2.0 gpm (US) 60psi**

Code	Finish	Price
482C	Chrome	\$ 512
482PN	Polished nickel (PVD)	\$ 621

Bath and shower components

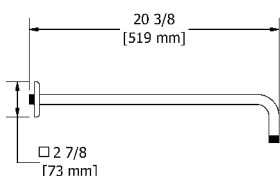
16" shower arm



- 1/2" inlet male NPT
- Shower arm with Eiffel flange

Code	Finish	Price
524C	Chrome	\$ 104
524BN	Brushed nickel (PVD)	\$ 146
524PN	Polished nickel (PVD)	\$ 146

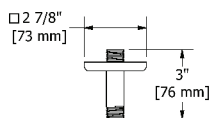
20" shower arm



- 1/2" inlet male NPT
- Shower arm with Eiffel flange

Code	Finish	Price
523C	Chrome	\$ 115
523BN	Brushed nickel (PVD)	\$ 169
523PN	Polished nickel (PVD)	\$ 169

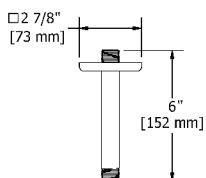
3" vertical shower arm



- 1/2" inlet male NPT
- Shower arm with Eiffel flange

Code	Finish	Price
529C	Chrome	\$ 57
529BN	Brushed nickel (PVD)	\$ 72
529PN	Polished nickel (PVD)	\$ 72

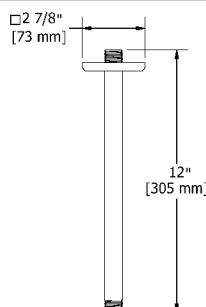
6" vertical shower arm



- 1/2" inlet male NPT
- Shower arm with Eiffel flange

Code	Finish	Price
528C	Chrome	\$ 69
528BN	Brushed nickel (PVD)	\$ 85
528PN	Polished nickel (PVD)	\$ 85

12" vertical shower arm

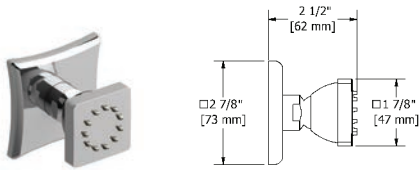


- 1/2" inlet male NPT
- Shower arm with Eiffel flange

Code	Finish	Price
527C	Chrome	\$ 84
527BN	Brushed nickel (PVD)	\$ 115
527PN	Polished nickel (PVD)	\$ 115

Bath and shower components

Directional body jet

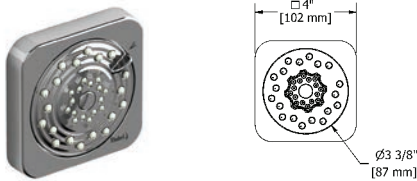


cUPC®

- 1/2" inlet female NPT
- Scale-free
- Directional
- 2 to 6 L/min, 0.5 to 1.6 gpm (US) 60psi

Code	Finish	Price
370C	Chrome	\$ 128
370BN	Brushed nickel (PVD)	\$ 176
370PN	Polished nickel (PVD)	\$ 176

2-jet directional tile body jet



cUPC®

- 1/2" inlet male NPT
- 2-jet
- Scale-free
- Directional
- 6.2 L/min, 1.6 gpm (US) 60psi

Code	Finish	Price
371C	Chrome	\$ 128

Spin tile body jet



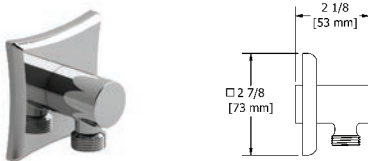
cUPC®

- 1/2" inlet male NPT
- Rotating jet
- Special rough included
- 3.7 L/min, 1 gpm (US) 60psi

* Must be ordered at the same time as the valve rough

Code	Finish	Price
379C	Chrome	\$ 255

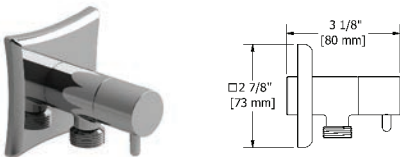
Elbow supply



- 1/2" inlet female NPT
- 1/2" outlet male
- Adjustable depth

Code	Finish	Price
750C	Chrome	\$ 93
750BN	Brushed nickel (PVD)	\$ 128
750PN	Polished nickel (PVD)	\$ 128

Elbow supply with shut-off valve

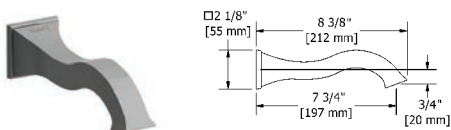


cUPC®

- 1/2" inlet female NPT
- 1/2" outlet male
- Ceramic cartridge
- Adjustable depth

Code	Finish	Price
770C	Chrome	\$ 139
770BN	Brushed nickel (PVD)	\$ 187
770PN	Polished nickel (PVD)	\$ 187

Wall-mount tub spout



cUPC®

- 1/2" inlet male NPT

Code	Finish	Price
EF80C	Chrome	\$ 233
EF80BN	Brushed nickel (PVD)	\$ 303
EF80PN	Polished nickel (PVD)	\$ 303



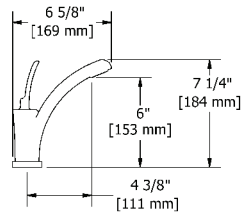
SALOMÉ

BATHROOMS

SALOMÉ



Single hole lavatory faucet



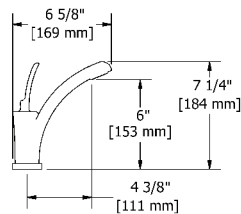
UPC®



- 3/8" speedway compression
- Ceramic cartridge
- Push drain
- 4 L/min, 1.06 gpm (US) 60psi

Code	Finish	Price
SA01C	Chrome	\$ 467
SA01PN	Polished nickel (PVD)	\$ 641

Single hole lavatory faucet



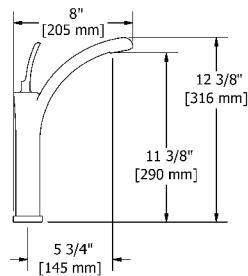
UPC®



- 3/8" speedway compression
- Ceramic cartridge
- No drain
- 4 L/min, 1.06 gpm (US) 60psi

Code	Finish	Price
SA00C	Chrome	\$ 444
SA00PN	Polished nickel (PVD)	\$ 603

Single hole lavatory faucet



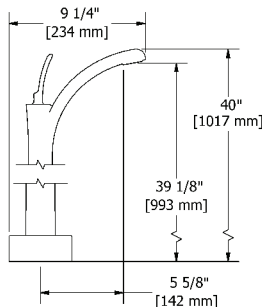
UPC®



- 3/8" speedway compression
- Ceramic cartridge
- No drain
- 4 L/min, 1.06 gpm (US) 60psi

Code	Finish	Price
SL01C	Chrome	\$ 643
SL01PN	Polished nickel (PVD)	\$ 872

Floor-mount lavatory faucet



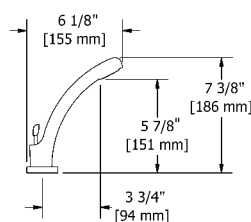
UPC®



- 1/2" inlet male NPT
- Ceramic cartridge
- 2 parts: rough and trim
- No drain
- 4 L/min, 1.06 gpm (US) 60psi

Code	Finish	Price
SA14C	Chrome	\$ 1318
SA14PN	Polished nickel (PVD)	\$ 1798

8" lavatory faucet



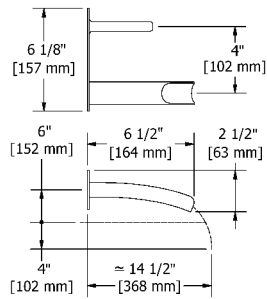
UPC®



- 3/8" speedway compression
- Ceramic cartridge
- Pop-up drain
- 4 L/min, 1.06 gpm (US) 60psi

Code	Finish	Price
SA08C	Chrome	\$ 830
SA08PN	Polished nickel (PVD)	\$ 986

Wall-mount lavatory open spout faucet



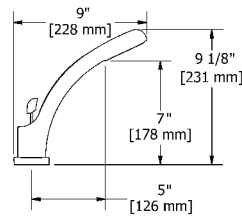
cUPC®



- 1/2" inlet female NPT
- Ceramic cartridge
- No drain
- 5.7 L/min, 1.5 gpm (US) 60psi

Code	Finish	Price
SA11C	Chrome	\$ 583
SA11PN	Polished nickel (PVD)	\$ 758

4-piece deck-mount tub filler with hand shower



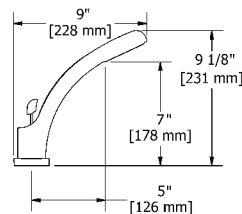
cUPC®



- 1/2" inlet male
- Ceramic cartridge
- 1-jet hand shower/scale-free
- 38 L/min, 10 gpm (US) 60psi

Code	Finish	Price
SA12C	Chrome	\$ 1284
SA12PN	Polished nickel (PVD)	\$ 1635

3-piece Type T/P (thermostatic/pressure balance) coaxial deck-mount tub filler with hand shower



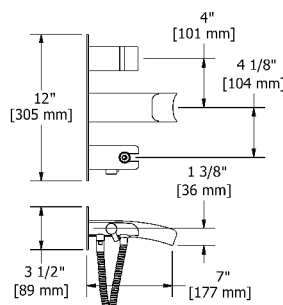
cUPC®



- 1/2" inlet male NPT
- Thermostatic/pressure balance coaxial cartridge with check valves
- 1-jet hand shower/scale-free
- 34 L/min, 9 gpm (US) 60psi

Code	Finish	Price
SA17C	Chrome	\$ 1401
SA17PN	Polished nickel (PVD)	\$ 1751

Wall-mount Type T/P (thermo/pressure balance) coaxial open spout tub filler with hand shower



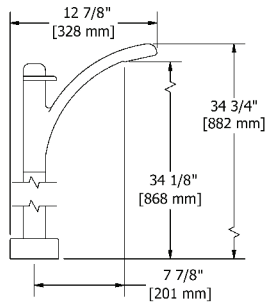
cUPC®



- 1/2" inlet female NPT
- Thermostatic/pressure balance coaxial cartridge with check valves
- 1-jet hand shower/scale-free
- 1 integrated volume control
- 41.5 L/min, 11 gpm (US) 60psi

Code	Finish	Price
SA07C	Chrome	\$ 1635
SA07PN	Polished nickel (PVD)	\$ 2219

Floor-mount Type T/P (thermostatic/pressure balance) coaxial tub filler with hand shower



UPC®




- 1/2" inlet male NPT
- Thermostatic/pressure balance coaxial cartridge with check valves
- 1-jet hand shower/scale-free
- 2 parts: rough and trim
- 1 integrated volume control
- 2 check valves
- 41 L/min, 10.8 gpm (US) 60psi

Add **-EX** for **EXPANSION PEX** connection
Add **-SPEX** for **PEX** connection

Code	Finish	Price
SA37C	Chrome	\$ 2183
SA37PN	Polished nickel (PVD)	\$ 2947

Floor-mount tub filler rough and trim



UPC®

• ROUGH ONLY

Code	Description	Price
RHFS	1/2" male NPT connections	\$ 204
RHFS-SPEX	PEX connections	\$ 204
RHFS-EX	EXPANSION PEX connections	\$ 204

• TRIM ONLY

Code	Finish	Price
TSA37C	Chrome	\$ 1979
TSA37PN	Polished nickel (PVD)	\$ 2743

Rough, trim and concrete floor installation box



UPC®

• ROUGH ONLY

Code	Description	Price
RHBX-SPEX	PEX connections	\$ 410
RHBX-EX	EXPANSION PEX connections	\$ 410

• TRIM ONLY

Code	Finish	Price
TSA37C	Chrome	\$ 1979
TSA37PN	Polished nickel (PVD)	\$ 2743

4-piece bidet faucet with integrated vacuum breaker



UPC®



- 1/2" inlet male NPT
- Integrated vacuum breaker
- Ceramic cartridge
- Jet
- Pop-up drain

Code	Finish	Price
SA09C	Chrome	\$ 1070
SA09PN	Polished nickel (PVD)	\$ 1124

Type P (pressure balance) valve

Type P (pressure balance) rough and trim



cUPC®

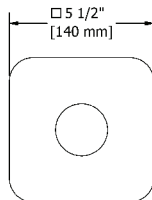
• ROUGH ONLY

Code	Description	Price
R51	Male NPT or sweat	\$ 121
R51-SPEX	PEX connections	\$ 121
R51-EX	EXPANSION PEX connections	\$ 121

• TRIM ONLY

Code	Finish	Price
TSA51C	Chrome	\$ 238
TSA51PN	Polished nickel (PVD)	\$ 316

Type P (pressure balance) complete valve



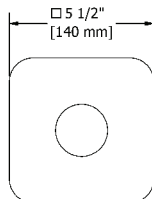
cUPC®



- 1/2" inlet male NPT or sweat
- 1/2" outlet male NPT or sweat
- Ceramic cartridge and balancing spool with check valves
- Service valves
- Double action: flow and temperature control
- 22 L/min, 5.8 gpm (US) 60psi

Code	Finish	Price
SA51C	Chrome	\$ 359
SA51PN	Polished nickel (PVD)	\$ 437

Type P (pressure balance) complete valve PEX



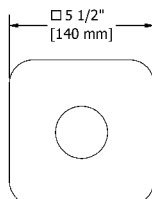
cUPC®



- 1/2" inlet PEX
- 1/2" shower outlet PEX
- 3/4" bath outlet PEX or 1/2" sweat
- Ceramic cartridge and balancing spool with check valves
- Service valves
- Double action: flow and temperature control
- 22 L/min, 5.8 gpm (US) 60psi

Code	Finish	Price
SA51C-SPEX	Chrome	\$ 359
SA51PN-SPEX	Polished nickel (PVD)	\$ 437

Type P (pressure balance) complete valve EXPANSION PEX



cUPC®



- 1/2" inlet EXPANSION PEX
- 1/2" shower outlet EXPANSION PEX
- 3/4" bath outlet EXPANSION PEX or 1/2" sweat
- Ceramic cartridge and balancing spool with check valves
- Service valves
- Double action: flow and temperature control
- 22 L/min, 5.8 gpm (US) 60psi

Code	Finish	Price
SA51C-EX	Chrome	\$ 359
SA51PN-EX	Polished nickel (PVD)	\$ 437

Connection examples



2-way Type T/P (thermostatic/pressure balance) coaxial valve

2-way Type T/P (thermostatic/pressure balance) coaxial valve rough and trim



cUPC®

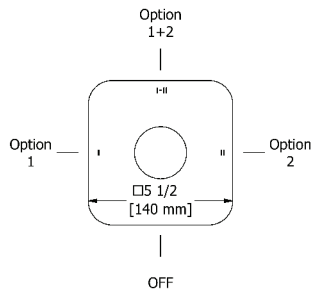
•ROUGH ONLY

Code	Description	Price
R23	Male NPT or sweat	\$ 151
R23-SPEX	PEX connections	\$ 151
R23-EX	EXPANSION PEX connections	\$ 151

•TRIM ONLY

Code	Finish	Price
TSA23C	Chrome	\$ 427
TSA23PN	Polished nickel (PVD)	\$ 525

2-way Type T/P (thermostatic/pressure balance) coaxial complete valve



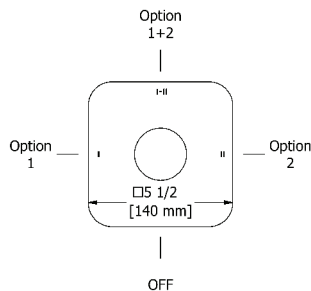
cUPC®



- 1/2" inlet male NPT or sweat
- Two 1/2" outlets male NPT or sweat
- Thermostatic/pressure balance coaxial cartridge with check valves
- 4 positions (OFF, 1, 1 and 2, 2)
- Service valves
- 24 L/min, 6.3 gpm (US) 60psi

Code	Finish	Price
SA23C	Chrome	\$ 578
SA23PN	Polished nickel (PVD)	\$ 676

2-way Type T/P (thermostatic/pressure balance) coaxial complete valve PEX



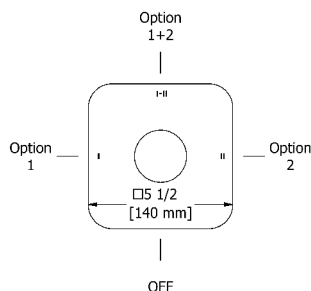
cUPC®



- 1/2" inlet PEX
- Two 1/2" outlets PEX
- Thermostatic/pressure balance coaxial cartridge with check valves
- 4 positions (OFF, 1, 1 and 2, 2)
- Service valves
- 24 L/min, 6.3 gpm (US) 60psi

Code	Finish	Price
SA23C-SPEX	Chrome	\$ 578
SA23PN-SPEX	Polished nickel (PVD)	\$ 676

2-way Type T/P (thermostatic/pressure balance) coaxial complete valve EXPANSION PEX



cUPC®



- 1/2" inlet EXPANSION PEX
- Two 1/2" outlets EXPANSION PEX
- Thermostatic/pressure balance coaxial cartridge with check valves
- 4 positions (OFF, 1, 1 and 2, 2)
- Service valves
- 24 L/min, 6.3 gpm (US) 60psi

Code	Finish	Price
SA23C-EX	Chrome	\$ 578
SA23PN-EX	Polished nickel (PVD)	\$ 676

Connection examples



-SPEX



-EX

3-way Type T/P (thermostatic/pressure balance) coaxial valve

3-way Type T/P (thermostatic/pressure balance) coaxial valve rough and trim



UPC®

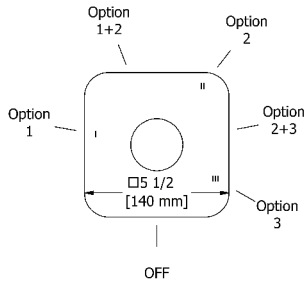
•ROUGH ONLY

Code	Description	Price
R45	Male NPT or sweat	\$ 211
R45-SPEX	PEX connections	\$ 211
R45-EX	EXPANSION PEX connections	\$ 211

•TRIM ONLY

Code	Finish	Price
TSA45C	Chrome	\$ 400
TSA45PN	Polished nickel (PVD)	\$ 509

3-way Type T/P (thermostatic/pressure balance) coaxial complete valve



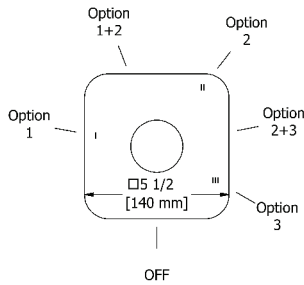
UPC®



- 1/2" inlet male NPT or sweat
- Three 1/2" outlets male NPT or sweat
- Thermostatic/pressure balance coaxial cartridge with check valves
- 6 positions (OFF, 1, 1 and 2, 2, 2 and 3, 3)
- Service valves
- 24 L/min, 6.3 gpm (US) 60psi

Code	Finish	Price
SA45C	Chrome	\$ 611
SA45PN	Polished nickel (PVD)	\$ 720

3-way Type T/P (thermostatic/pressure balance) coaxial complete valve PEX



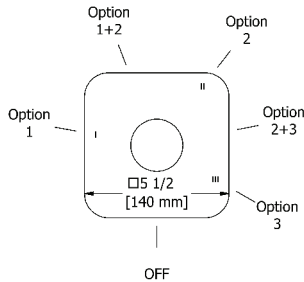
UPC®



- 1/2" inlet PEX
- Three 1/2" outlets PEX
- Thermostatic/pressure balance coaxial cartridge with check valves
- 6 positions (OFF, 1, 1 and 2, 2, 2 and 3, 3)
- Service valves
- 24 L/min, 6.3 gpm (US) 60psi

Code	Finish	Price
SA45C-SPEX	Chrome	\$ 611
SA45PN-SPEX	Polished nickel (PVD)	\$ 720

3-way Type T/P (thermostatic/pressure balance) coaxial complete valve EXPANSION PEX



UPC®



- 1/2" inlet EXPANSION PEX
- Three 1/2" outlets EXPANSION PEX
- Thermostatic/pressure balance coaxial cartridge with check valves
- 6 positions (OFF, 1, 1 and 2, 2, 2 and 3, 3)
- Service valves
- 24 L/min, 6.3 gpm (US) 60psi

Code	Finish	Price
SA45C-EX	Chrome	\$ 611
SA45PN-EX	Polished nickel (PVD)	\$ 720

Connection examples





-SPEX



-EX

4-way Type T/P (thermostatic/pressure balance) 3/4" coaxial valve rough and trim



cUPC®

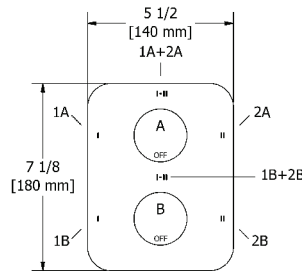
•ROUGH ONLY

Code	Description	Price
R46	3/4" inlet male NPT	\$ 322

•TRIM ONLY

Code	Finish	Price
TSA46C	Chrome	\$ 769
TSA46PN	Polished nickel (PVD)	\$ 932

4-way Type T/P (thermostatic/pressure balance) 3/4" coaxial complete valve



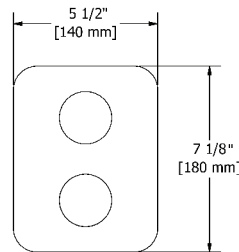

cUPC®



- 4 integrated volume controls
- 2 different temperatures
- 3/4" inlet male NPT
- Must be supplied with minimum 3/4" PEX, 3/4" EXPANSION PEX or 1/2" copper
- 2 thermo/pressure balance coaxial cartridges with check valves
- Four 1/2" outlets female NPT
- Service valves
- 38 L/min, 10 gpm (US) 60psi

Code	Finish	Price
SA46C	Chrome	\$ 1091
SA46PN	Polished nickel (PVD)	\$ 1254

3/4" high performance Type T/P (thermostatic/pressure balance) coaxial complete valve



cUPC®



- 3/4" inlet male NPT, dedicated main water supply required
- 2 thermo/pressure balance coaxial cartridges with check valves
- 2 integrated volume controls
- 2 different temperatures
- 4 outlets: two 1/2" outlets male NPT and two 3/4" outlets male NPT or 1/2" female NPT
- Service valves
- 76 L/min, 20 gpm (US) 60psi

Code	Finish	Price
SA83C	Chrome	\$ 1237
SA83PN	Polished nickel (PVD)	\$ 1401

1/2" shut-off valve rough and trim



cUPC®

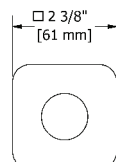
•ROUGH ONLY

Code	Description	Price
R20	—	\$ 93

•TRIM ONLY

Code	Finish	Price
TSA20C	Chrome	\$ 117
TSA20PN	Polished nickel (PVD)	\$ 151

1/2" shut-off valve



cUPC®



- 1/2" inlet female NPT
- 1/2" ceramic cartridge

Code	Finish	Price
SA20C	Chrome	\$ 210
SA20PN	Polished nickel (PVD)	\$ 244

Salomé



Suggested assemblies

Assembly #54SA



UPC®



Description	Code	C	PN
Type P valve trim	TSA51	\$ 238	\$ 316
Type P valve rough	R51 ¹	\$ 121	\$ 121
Hand shower rail	7007	\$ 419	\$ 699
Elbow supply	772	\$ 73	\$ 98
Total		\$ 851	\$ 1234

1. Add -SPEX for PEX connection and -EX for Expansion PEX connection

Assembly #4744SA



UPC®



Description	Code	C	PN
2-way no share Type T/P coaxial valve trim	TSA44	\$ 427	\$ 525
2-way Type T/P coaxial valve rough	R23 ¹	\$ 151	\$ 151
2-jet shower head with arm	376	\$ 174	\$ 217
Open wall-mount tub spout	SA80 ⁴	\$ 321	\$ 467
Total		\$ 1073	\$ 1360

1. Add -SPEX for PEX connection and -EX for Expansion PEX connection

4. These items must be ordered at the same time as the valve rough

Suggested assemblies

Assembly #323SA



UPC®



Description	Code	C	PN
2-way Type T/P coaxial valve trim	TSA23	\$ 427	\$ 525
2-way Type T/P coaxial valve rough	R23 ¹	\$ 151	\$ 151
Hand shower rail	7007	\$ 419	\$ 699
20 cm (8") shower head	478	\$ 304	\$ 424
40 cm (16") shower arm	574	\$ 99	\$ 134
Elbow supply	772	\$ 73	\$ 98
Total		\$ 1473	\$ 2031

1. Add -SPEX for PEX connection and -EX for Expansion PEX connection

Assembly #1345SA



UPC®



Description	Code	C	PN
3-way Type T/P coaxial valve trim	TSA45	\$ 400	\$ 509
3-way Type T/P coaxial valve rough	R45 ¹	\$ 211	\$ 211
Hand shower rail	7007	\$ 419	\$ 699
20 cm (8") shower head	478	\$ 304	\$ 424
50 cm (20") shower arm	573	\$ 115	\$ 161
Elbow supply	772	\$ 73	\$ 98
Open wall-mount tub spout	SA80 ⁴	\$ 321	\$ 467
Total		\$ 1843	\$ 2569

1. Add -SPEX for PEX connection and -EX for Expansion PEX connection
4. These items must be ordered at the same time as the valve rough

Salomé



Suggested assemblies

Assembly #446SA



cUPC®



Description	Code	C	PN
4-way Type T/P coaxial valve trim	TSA46	\$ 769	\$ 932
4-way Type T/P 3/4" coaxial valve rough	R46	\$ 322	\$ 322
Hand shower rail	7007	\$ 419	\$ 699
20 cm (8") shower head	478	\$ 304	\$ 424
40 cm (16") shower arm	574	\$ 99	\$ 134
Body jet	377(x4)	\$ 476	\$ 704
Elbow supply	772	\$ 73	\$ 98
Total		\$ 2462	\$ 3313

Assembly #1546SA



cUPC®



Description	Code	C	PN
4-way Type T/P coaxial valve trim	TSA46	\$ 769	\$ 932
4-way Type T/P 3/4" coaxial valve	R46	\$ 322	\$ 322
Hand shower rail	7007(x2)	\$ 838	\$ 1398
20 cm (8") shower head	478 (x2)	\$ 608	\$ 848
40 cm (16") shower arm	574 (x2)	\$ 198	\$ 268
Elbow supply	772 (x2)	\$ 146	\$ 196
Total		\$ 2881	\$ 3964

Other components available in *Bath and Shower Components* section.

Salomé



Suggested assemblies

Assembly #783SA



UPC®

Description	Code	C
4-way Type T/P ¾" coaxial complete valve	SA83	\$ 1237
Hand shower rail	7007(x2)	\$ 838
30 cm (12") shower head	482	\$ 512
40 cm (16") shower arm	574	\$ 99
Spin tile body jet	379 ⁴ (x4)	\$ 1020
Elbow supply with shut-off valve	777 (x2)	\$ 256
Total		\$ 3962

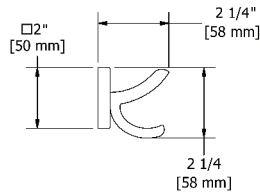
4. These items must be ordered at the same time as the valve rough

Salomé



Salomé accessories

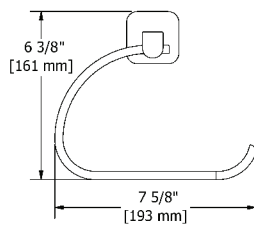
Robe hook



• 4 anchor points

Code	Finish	Price
SA0C	Chrome	\$ 57
SA0PN	Polished nickel (PVD)	\$ 80

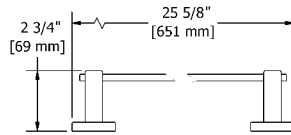
Paper holder



• 4 anchor points

Code	Finish	Price
SA3C	Chrome	\$ 96
SA3PN	Polished nickel (PVD)	\$ 145

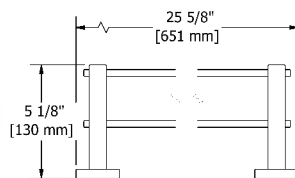
24" towel bar



• 4 anchor points

Code	Finish	Price
SA5C	Chrome	\$ 150
SA5PN	Polished nickel (PVD)	\$ 210

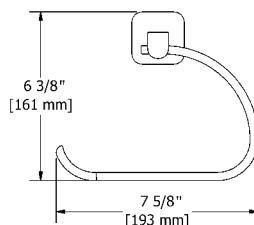
24" double towel bar



• 4 anchor points

Code	Finish	Price
SA6C	Chrome	\$ 220
SA6PN	Polished nickel (PVD)	\$ 303

Towel ring

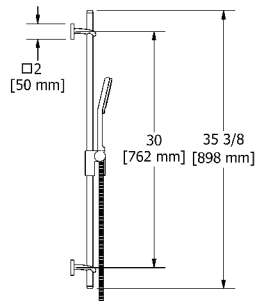


• 4 anchor points

Code	Finish	Price
SA7C	Chrome	\$ 96
SA7PN	Polished nickel (PVD)	\$ 145

Bath and shower components

Hand shower rail

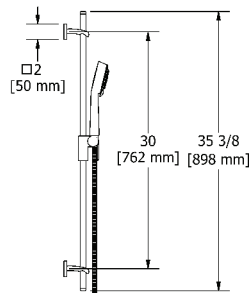


cUPC®

- Easy-Glide left cursor
- 4370, 2-jet hand shower
- Ø19 mm (¾") slide bar
- Scale-free
- 150 cm (59") double interlock flexible hose, **swivel** and 2 check valves
- **7.6 L/min, 2.0 gpm (US) 60psi**

Code	Finish	Price
7007C	Chrome	\$ 419
7007PN	Polished nickel (PVD)	\$ 699

Hand shower rail

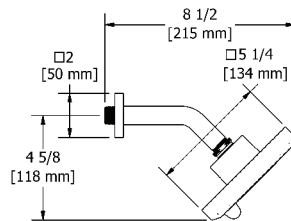


cUPC®

- Easy-Glide left cursor
- 10, 4-jet hand shower with pause
- Ø19 mm (¾") slide bar
- Scale-free
- 150 cm (59") double interlock flexible hose, **swivel** and 2 check valves
- **7.6 L/min, 2.0 gpm (US) 60psi**

Code	Finish	Price
7070C	Chrome	\$ 348
7070PN	Polished nickel (PVD)	\$ 611

2-jet shower head with arm

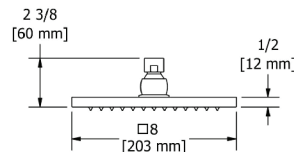


cUPC®

- Six positions
- 2 jets: luxurious, invigorating
- Scale-free
- **Swivel**
- Shower arm with Salome flange with set screw
- **7.6 L/min, 2.0 gpm (US) 60psi**

Code	Finish	Price
376C	Chrome	\$ 174
376PN	Polished nickel (PVD)	\$ 217

8" shower head

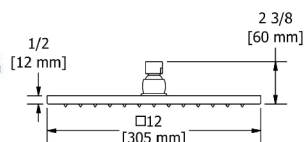


cUPC®

- ½" inlet female
- **Swivel**
- Scale-free
- **7.6 L/min, 2.0 gpm (US) 60psi**

Code	Finish	Price
478C	Chrome	\$ 304
478PN	Polished nickel (PVD)	\$ 424

12" shower head



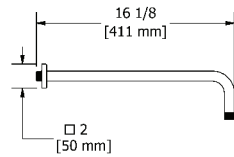
cUPC®

- ½" inlet female
- **Swivel**
- Scale-free
- **7.6 L/min, 2.0 gpm (US) 60psi**

Code	Finish	Price
482C	Chrome	\$ 512
482PN	Polished nickel (PVD)	\$ 621

Bath and shower components

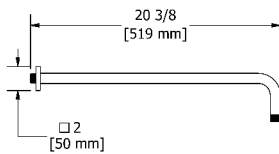
16" shower arm



- 1/2" inlet male NPT
- Shower arm with Salomé flange with set screw

Code	Finish	Price
574C	Chrome	\$ 99
574PN	Polished nickel (PVD)	\$ 134

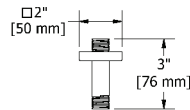
20" shower arm



- 1/2" inlet male NPT
- Shower arm with Salomé flange with set screw

Code	Finish	Price
573C	Chrome	\$ 115
573PN	Polished nickel (PVD)	\$ 161

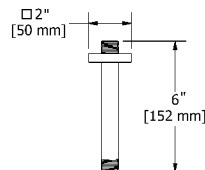
3" vertical shower arm



- 1/2" inlet male NPT
- Shower arm with Salomé flange with set screw

Code	Finish	Price
579C	Chrome	\$ 57
579PN	Polished nickel (PVD)	\$ 72

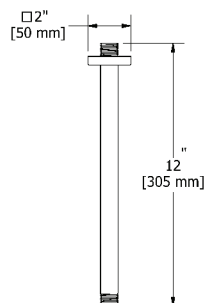
6" vertical shower arm



- 1/2" inlet male NPT
- Shower arm with Salomé flange with set screw

Code	Finish	Price
578C	Chrome	\$ 65
578PN	Polished nickel (PVD)	\$ 85

12" vertical shower arm

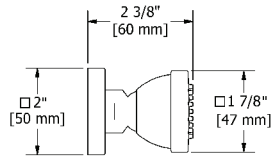


- 1/2" inlet male NPT
- Shower arm with Salomé flange with set screw

Code	Finish	Price
577C	Chrome	\$ 84
577PN	Polished nickel (PVD)	\$ 115

Bath and shower components

Directional body jet

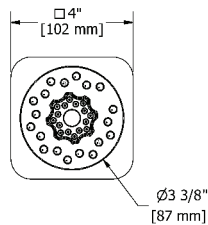


cUPC®

- 1/2" inlet female NPT
- Scale-free
- Directional
- **2 to 6 L/min, 0.5 to 1.6 gpm (US) 60psi**

Code	Finish	Price
377C	Chrome	\$ 119
377PN	Polished nickel (PVD)	\$ 176

2-jet directional tile body jet

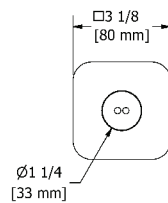


cUPC®

- 1/2" inlet male NPT
- 2-jet
- Scale-free
- Directional
- **6.2 L/min, 1.6 gpm (US) 60psi**

Code	Finish	Price
371C	Chrome	\$ 128

Spin tile body jet



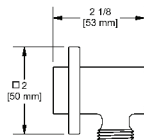
cUPC®

- 1/2" inlet male NPT
- Rotating jet
- **Special rough included**
- **3.7 L/min, 1 gpm (US) 60psi**

* Must be ordered at the same time as the valve rough

Code	Finish	Price
379C	Chrome	\$ 255

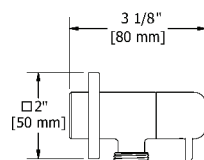
Elbow supply



- 1/2" inlet female NPT
- 1/2" outlet male
- Adjustable depth

Code	Finish	Price
772C	Chrome	\$ 73
772PN	Polished nickel (PVD)	\$ 98

Elbow supply with shut-off valve



cUPC®

- 1/2" inlet female NPT
- 1/2" outlet male
- Ceramic cartridge
- Adjustable depth

Code	Finish	Price
777C	Chrome	\$ 128
777PN	Polished nickel (PVD)	\$ 187

Salomé



Bath and shower components

Open wall-mount tub spout rough and trim



cUPC®

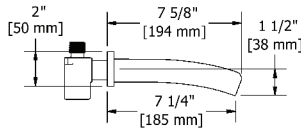
•ROUGH ONLY

Code	Description	Price
RH80	—	\$ 59

•TRIM ONLY

Code	Finish	Price
TSA80C	Chrome	\$ 262
TSA80PN	Polished nickel (PVD)	\$ 408

Open wall-mount tub spout



cUPC®

- 1/2" inlet male NPT
- Special rough included

* Must be ordered at the same time as the valve rough

Code	Finish	Price
SA80C	Chrome	\$ 321
SA80PN	Polished nickel (PVD)	\$ 467



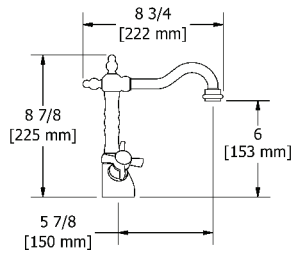
RETRO

BATHROOMS

RETRO



Single hole lavatory faucet



cUPC®

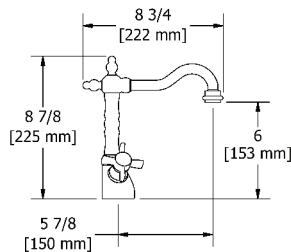


- 3/8" speedway compression
- Ceramic cartridge
- Push drain
- 5.7 L/min, 1.5 gpm (US) 60psi

*Lever handles unavailable

Code	Finish	Price
RT01XC	Chrome	\$ 502
RT01XBN	Brushed nickel (PVD)	\$ 676

Single hole lavatory faucet



cUPC®

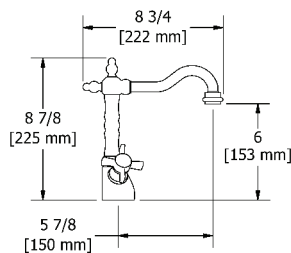


- 3/8" speedway compression
- Ceramic cartridge
- No drain
- 5.7 L/min, 1.5 gpm (US) 60psi

*Lever handles unavailable

Code	Finish	Price
RT00XC	Chrome	\$ 479
RT00XBN	Brushed nickel (PVD)	\$ 638

Single hole lavatory faucet



cUPC®

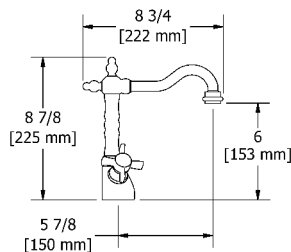


- 3/8" speedway compression
- Ceramic cartridge
- Push drain
- 5.7 L/min, 1.5 gpm (US) 60psi

*Lever handles unavailable

Code	Finish	Price
RT01+C	Chrome	\$ 502
RT01+BN	Brushed nickel (PVD)	\$ 676

Single hole lavatory faucet



cUPC®

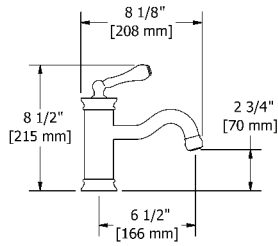


- 3/8" speedway compression
- Ceramic cartridge
- No drain
- 5.7 L/min, 1.5 gpm (US) 60psi

*Lever handles unavailable

Code	Finish	Price
RT00+C	Chrome	\$ 479
RT00+BN	Brushed nickel (PVD)	\$ 638

Single hole lavatory faucet



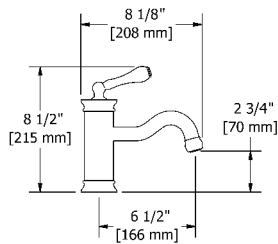
cUPC®



- 3/8" speedway compression
- Ceramic cartridge
- Push drain
- 5.7 L/min, 1.5 gpm (US) 60psi

Code	Finish	Price
AS01C	Chrome	\$ 479
AS01BN	Brushed nickel (PVD)	\$ 654
AS01PN	Polished nickel (PVD)	\$ 654

Single hole lavatory faucet



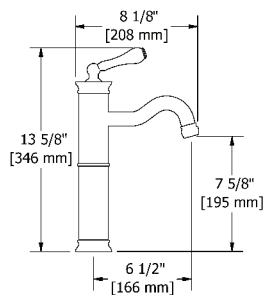
cUPC®



- 3/8" speedway compression
- Ceramic cartridge
- No drain
- 5.7 L/min, 1.5 gpm (US) 60psi

Code	Finish	Price
AS00C	Chrome	\$ 457
AS00BN	Brushed nickel (PVD)	\$ 616
AS00PN	Polished nickel (PVD)	\$ 616

Single hole lavatory faucet



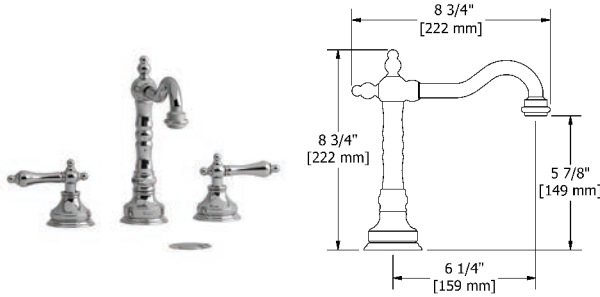
cUPC®



- 3/8" speedway compression
- Ceramic cartridge
- No drain
- 5.7 L/min, 1.5 gpm (US) 60psi

Code	Finish	Price
AL01C	Chrome	\$ 496
AL01BN	Brushed nickel (PVD)	\$ 697
AL01PN	Polished nickel (PVD)	\$ 697

8" lavatory faucet



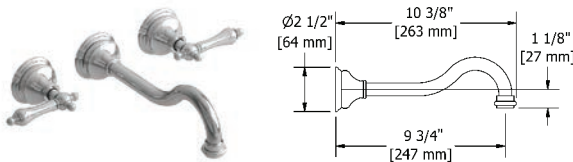
cUPC®



- 3/8" speedway compression
- Ceramic cartridge
- Push drain
- 5.7 L/min, 1.5 gpm (US) 60psi

Code	Finish	Price
RT08LC	Chrome	\$ 720
RT08LBN	Brushed nickel (PVD)	\$ 928
RT08LPN	Polished nickel (PVD)	\$ 928

8" wall-mount lavatory faucet



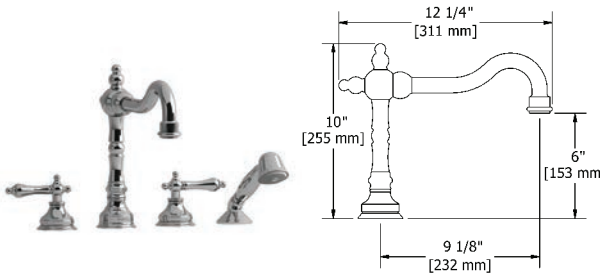
cUPC®



- 1/2" inlet female NPT
- Ceramic cartridge
- No drain
- 5.7 L/min, 1.5 gpm (US) 60psi

Code	Finish	Price
RT03LC	Chrome	\$ 726
RT03LBN	Brushed nickel (PVD)	\$ 872
RT03LPN	Polished nickel (PVD)	\$ 872

4-piece deck-mount tub filler with hand shower



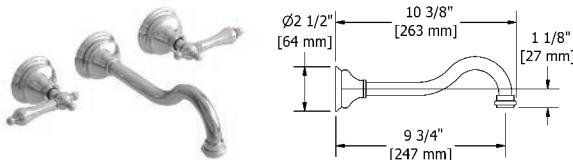
cUPC®



- 1/2" inlet male
- Ceramic cartridge
- Swivel spout
- 1-jet hand shower
- 41.5 L/min, 11 gpm (US) 60psi

Code	Finish	Price
RT12LC	Chrome	\$ 938
RT12LBN	Brushed nickel (PVD)	\$ 1200
RT12LPN	Polished nickel (PVD)	\$ 1200

8" wall-mount tub filler



cUPC®



- 1/2" inlet female NPT
- Ceramic cartridge
- 40 L/min, 10.5 gpm (US) 60psi

Code	Finish	Price
RT05LC	Chrome	\$ 726
RT05LBN	Brushed nickel (PVD)	\$ 872
RT05LPN	Polished nickel (PVD)	\$ 872

Personalize your faucet with our handle options



EX.:

RT__LC

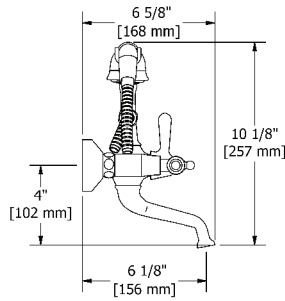


RT__XC



RT__+C

6" tub filler with hand shower



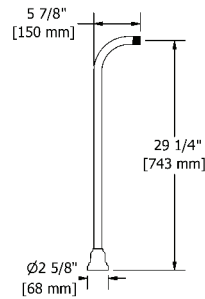
cUPC®



- 3/4" inlet female
- Ceramic cartridge
- 1/2" male X 3/4" male elbow adaptor
- 1-jet hand shower
- 2 check valves
- 44 L/min, 11.6 gpm (US) 60psi

Code	Finish	Price
RT06LC	Chrome	\$ 599
RT06LBN	Brushed nickel (PVD)	\$ 818
RT06LPN	Polished nickel (PVD)	\$ 818

30" high floor riser pair

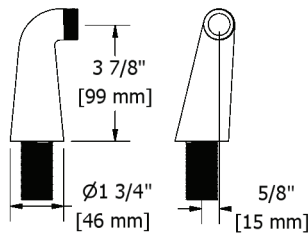


cUPC®

- 1/2" inlet female NPT
- 3/4" outlet male
- Pair
- 2 parts: rough and trim
- Round flange

Code	Finish	Price
TU33C	Chrome	\$ 559
TU33BN	Brushed nickel (PVD)	\$ 806
TU33PN	Polished nickel (PVD)	\$ 806

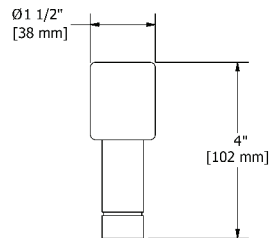
4" high floor riser pair, 1/2" off-set



- 1/2" inlet female NPT
- 3/4" outlet male
- Pair

Code	Finish	Price
TU99C	Chrome	\$ 137
TU99BN	Brushed nickel (PVD)	\$ 196
TU99PN	Polished nickel (PVD)	\$ 196

3 1/2" pair of extensions for TU33



- 3/4" male NPT x 3/4" female NPT
- Pair

Code	Finish	Price
EXTTU33C	Chrome	\$ 78
EXTTU33BN	Brushed nickel (PVD)	\$ 91

Personalize your faucet with our handle options



EX.:

RT__ LC

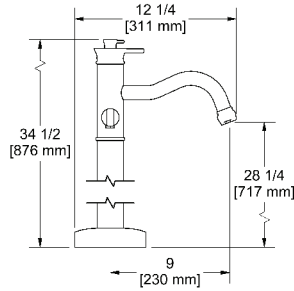


RT__ XC



RT__ + C

2-way Type T (thermostatic) coaxial floor-mount tub filler with hand shower



UPC®



- 1/2" inlet male NPT
- Thermostatic coaxial cartridge with check valves
- 1-jet hand shower
- 2 parts: rough and trim
- 2 check valves
- 23 L/min, 6.0 gpm (US) 60psi

Add **-EX** for **EXPANSION PEX** connection

Add **-SPEX** for **PEX** connection

Code	Finish	Price
AT39C	Chrome	\$ 1746
AT39BN	Brushed nickel (PVD)	\$ 2510
AT39PN	Polished nickel (PVD)	\$ 2510

Floor-mount tub filler rough and trim



UPC®

• ROUGH ONLY

Code	Description	Price
RHFS	1/2" male NPT connections	\$ 204
RHFS-SPEX	PEX connections	\$ 204
RHFS-EX	EXPANSION PEX connections	\$ 204

• TRIM ONLY

Code	Finish	Price
TAT39C	Chrome	\$ 1542
TAT39BN	Brushed nickel (PVD)	\$ 2306
TAT39PN	Polished nickel (PVD)	\$ 2306

Rough, trim and concrete floor installation box



UPC®

• ROUGH ONLY

Code	Description	Price
RHBX-SPEX	PEX connections	\$ 410
RHBX-EX	EXPANSION PEX connections	\$ 410

• TRIM ONLY

Code	Finish	Price
TAT39C	Chrome	\$ 1542
TAT39BN	Brushed nickel (PVD)	\$ 2306
TAT39PN	Polished nickel (PVD)	\$ 2306

4-piece bidet faucet with integrated vacuum breaker



UPC®



- 1/2" inlet male NPT
- Integrated vacuum breaker
- Ceramic cartridge
- Jet
- Pop-up drain

Code	Finish	Price
RT09LC	Chrome	\$ 806
RT09LBN	Brushed nickel (PVD)	\$ 982
RT09LPN	Polished nickel (PVD)	\$ 982

Retro



Type P (pressure balance) valve

Type P (pressure balance) rough and trim



cUPC®

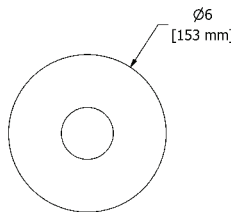
• ROUGH ONLY

Code	Description	Price
R51	Male NPT or sweat	\$ 121
R51-SPEX	PEX connections	\$ 121
R51-EX	EXPANSION PEX connections	\$ 121

• TRIM ONLY

Code	Finish	Price
TRT51C	Chrome	\$ 206
TRT51BN	Brushed nickel (PVD)	\$ 289
TRT51PN	Polished nickel (PVD)	\$ 289

Type P (pressure balance) complete valve



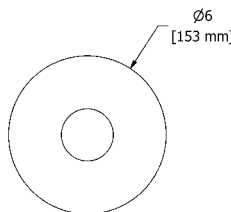
cUPC®



- ½" inlet male NPT or sweat
- ½" outlet male NPT or sweat
- Ceramic cartridge and balancing spool with check valves
- Service valves
- Double action: flow and temperature control
- 22 L/min, 5.8 gpm (US) 60psi

Code	Finish	Price
RT51C	Chrome	\$ 327
RT51BN	Brushed nickel (PVD)	\$ 410
RT51PN	Polished nickel (PVD)	\$ 410

Type P (pressure balance) complete valve PEX



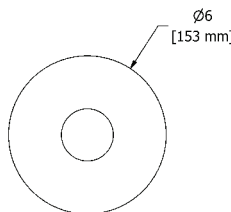
cUPC®



- ½" inlet PEX
- ½" shower outlet PEX
- ¾" bath outlet PEX or ½" sweat
- Ceramic cartridge and balancing spool with check valves
- Service valves
- Double action: flow and temperature control
- 22 L/min, 5.8 gpm (US) 60psi

Code	Finish	Price
RT51C-SPEX	Chrome	\$ 327
RT51BN-SPEX	Brushed nickel (PVD)	\$ 410
RT51PN-SPEX	Polished nickel (PVD)	\$ 410

Type P (pressure balance) complete valve EXPANSION PEX



cUPC®



- ½" inlet EXPANSION PEX
- ½" shower outlet EXPANSION PEX
- ¾" bath outlet EXPANSION PEX or ½" sweat
- Ceramic cartridge and balancing spool with check valves
- Service valves
- Double action: flow and temperature control
- 22 L/min, 5.8 gpm (US) 60psi

Code	Finish	Price
RT51C-EX	Chrome	\$ 327
RT51BN-EX	Brushed nickel (PVD)	\$ 410
RT51PN-EX	Polished nickel (PVD)	\$ 410

Connection examples



-SPEX



-EX

Retro



2-way Type T/P (thermostatic/pressure balance) coaxial valve

2-way Type T/P (thermostatic/pressure balance) coaxial valve rough and trim



cUPC®

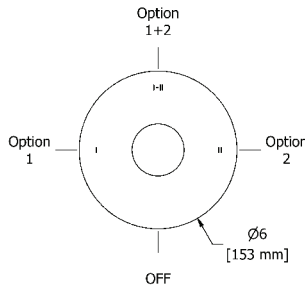
• ROUGH ONLY

Code	Description	Price
R23	Male NPT or sweat	\$ 151
R23-SPEX	PEX connections	\$ 151
R23-EX	EXPANSION PEX connections	\$ 151

• TRIM ONLY

Code	Finish	Price
TRT23C	Chrome	\$ 361
TRT23BN	Brushed nickel (PVD)	\$ 437
TRT23PN	Polished nickel (PVD)	\$ 437

2-way Type T/P (thermostatic/pressure balance) coaxial complete valve



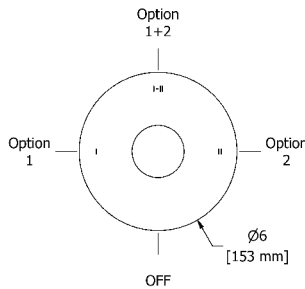
cUPC®



- ½" inlet male NPT or sweat
- Two ½" outlets male NPT or sweat
- Thermostatic/pressure balance coaxial cartridge with check valves
- 4 positions (OFF, 1, 1 and 2, 2)
- Service valves
- 24 L/min, 6.3 gpm (US) 60psi

Code	Finish	Price
RT23C	Chrome	\$ 512
RT23BN	Brushed nickel (PVD)	\$ 588
RT23PN	Polished nickel (PVD)	\$ 588

2-way Type T/P (thermostatic/pressure balance) coaxial complete valve PEX



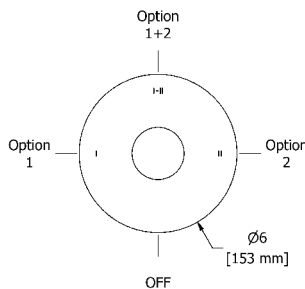
cUPC®



- ½" inlet PEX
- Two ½" outlets PEX
- Thermostatic/pressure balance coaxial cartridge with check valves
- 4 positions (OFF, 1, 1 and 2, 2)
- Service valves
- 24 L/min, 6.3 gpm (US) 60psi

Code	Finish	Price
RT23C-SPEX	Chrome	\$ 512
RT23BN-SPEX	Brushed nickel (PVD)	\$ 588
RT23PN-SPEX	Polished nickel (PVD)	\$ 588

2-way Type T/P (thermostatic/pressure balance) coaxial complete valve EXPANSION PEX



cUPC®



- ½" inlet EXPANSION PEX
- Two ½" outlets EXPANSION PEX
- Thermostatic/pressure balance coaxial cartridge with check valves
- 4 positions (OFF, 1, 1 and 2, 2)
- Service valves
- 24 L/min, 6.3 gpm (US) 60psi

Code	Finish	Price
RT23C-EX	Chrome	\$ 512
RT23BN-EX	Brushed nickel (PVD)	\$ 588
RT23PN-EX	Polished nickel (PVD)	\$ 588

Connection examples



-SPEX



-EX

2-way Type T/P (thermostatic/pressure balance) coaxial valve

2-way Type T/P (thermostatic/pressure balance) coaxial valve rough and trim



cUPC®



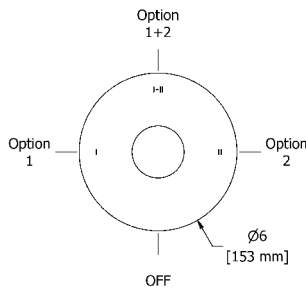
• ROUGH ONLY

Code	Description	Price
R23	Male NPT or sweat	\$ 151
R23-SPEX	PEX connections	\$ 151
R23-EX	EXPANSION PEX connections	\$ 151

• TRIM ONLY

Code	Finish	Price
TRT23+C	Chrome	\$ 361
TRT23+BN	Brushed nickel (PVD)	\$ 437
TRT23+PN	Polished nickel (PVD)	\$ 437

2-way Type T/P (thermostatic/pressure balance) coaxial complete valve



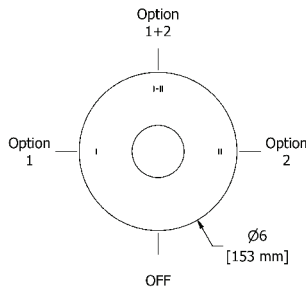
cUPC®



- ½" inlet male NPT or sweat
- Two ½" outlets male NPT or sweat
- Thermostatic/pressure balance coaxial cartridge with check valves
- 4 positions (OFF, 1, 1 and 2, 2)
- Service valves
- 24 L/min, 6.3 gpm (US) 60psi

Code	Finish	Price
RT23+C	Chrome	\$ 512
RT23+BN	Brushed nickel (PVD)	\$ 588
RT23+PN	Polished nickel (PVD)	\$ 588

2-way Type T/P (thermostatic/pressure balance) coaxial complete valve PEX



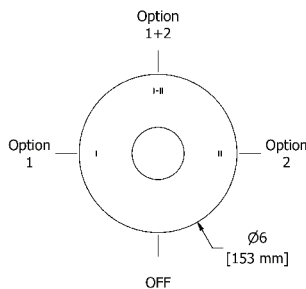
cUPC®



- ½" inlet PEX
- Two ½" outlets PEX
- Thermostatic/pressure balance coaxial cartridge with check valves
- 4 positions (OFF, 1, 1 and 2, 2)
- Service valves
- 24 L/min, 6.3 gpm (US) 60psi

Code	Finish	Price
RT23+C-SPEX	Chrome	\$ 512
RT23+BN-SPEX	Brushed nickel (PVD)	\$ 588
RT23+PN-SPEX	Polished nickel (PVD)	\$ 588

2-way Type T/P (thermostatic/pressure balance) coaxial complete valve EXPANSION PEX



cUPC®



- ½" inlet EXPANSION PEX
- Two ½" outlets EXPANSION PEX
- Thermostatic/pressure balance coaxial cartridge with check valves
- 4 positions (OFF, 1, 1 and 2, 2)
- Service valves
- 24 L/min, 6.3 gpm (US) 60psi

Code	Finish	Price
RT23+C-EX	Chrome	\$ 512
RT23+BN-EX	Brushed nickel (PVD)	\$ 588
RT23+PN-EX	Polished nickel (PVD)	\$ 588

Connection examples



-SPEX



-EX

Retro



3-way Type T/P (thermostatic/pressure balance) coaxial valve

3-way Type T/P (thermostatic/pressure balance) coaxial valve rough and trim



UPC®

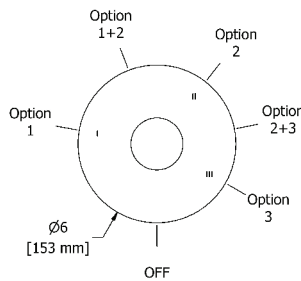
•ROUGH ONLY

Code	Description	Price
R45	Male NPT or sweat	\$ 211
R45-SPEX	PEX connections	\$ 211
R45-EX	EXPANSION PEX connections	\$ 211

•TRIM ONLY

Code	Finish	Price
TRT45C	Chrome	\$ 351
TRT45BN	Brushed nickel (PVD)	\$ 443
TRT45PN	Polished nickel (PVD)	\$ 443

3-way Type T/P (thermostatic/pressure balance) coaxial complete valve



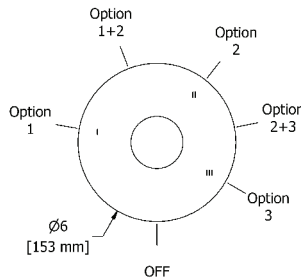
UPC®



- 1/2" inlet male NPT or sweat
- Three 1/2" outlets male NPT or sweat
- Thermostatic/pressure balance coaxial cartridge with check valves
- 6 positions (OFF, 1, 1 and 2, 2, 2 and 3, 3)
- Service valves
- 24 L/min, 6.3 gpm (US) 60psi

Code	Finish	Price
RT45C	Chrome	\$ 562
RT45BN	Brushed nickel (PVD)	\$ 654
RT45PN	Polished nickel (PVD)	\$ 654

3-way Type T/P (thermostatic/pressure balance) coaxial complete valve PEX



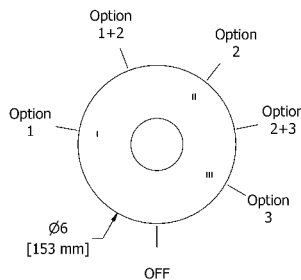
UPC®



- 1/2" inlet PEX
- Three 1/2" outlets PEX
- Thermostatic/pressure balance coaxial cartridge with check valves
- 6 positions (OFF, 1, 1 and 2, 2, 2 and 3, 3)
- Service valves
- 24 L/min, 6.3 gpm (US) 60psi

Code	Finish	Price
RT45C-SPEX	Chrome	\$ 562
RT45BN-SPEX	Brushed nickel (PVD)	\$ 654
RT45PN-SPEX	Polished nickel (PVD)	\$ 654

3-way Type T/P (thermostatic/pressure balance) coaxial complete valve EXPANSION PEX



UPC®



- 1/2" inlet EXPANSION PEX
- Three 1/2" outlets EXPANSION PEX
- Thermostatic/pressure balance coaxial cartridge with check valves
- 6 positions (OFF, 1, 1 and 2, 2, 2 and 3, 3)
- Service valves
- 24 L/min, 6.3 gpm (US) 60psi

Code	Finish	Price
RT45C-EX	Chrome	\$ 562
RT45BN-EX	Brushed nickel (PVD)	\$ 654
RT45PN-EX	Polished nickel (PVD)	\$ 654

Connection examples



-SPEX



-EX

3-way Type T/P (thermostatic/pressure balance) coaxial valve

3-way Type T/P (thermostatic/pressure balance) coaxial valve rough and trim



cUPC®



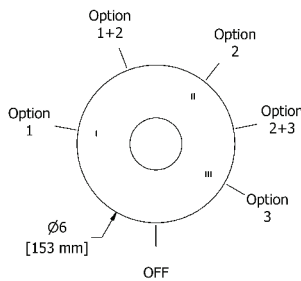
• ROUGH ONLY

Code	Description	Price
R45	Male NPT or sweat	\$ 211
R45-SPEX	PEX connections	\$ 211
R45-EX	EXPANSION PEX connections	\$ 211

• TRIM ONLY

Code	Finish	Price
TRT45+C	Chrome	\$ 351
TRT45+BN	Brushed nickel (PVD)	\$ 443
TRT45+PN	Polished nickel (PVD)	\$ 443

3-way Type T/P (thermostatic/pressure balance) coaxial complete valve



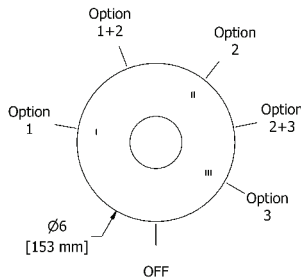
cUPC®



- ½" inlet male NPT or sweat
- Three ½" outlets male NPT or sweat
- Thermostatic/pressure balance coaxial cartridge with check valves
- 6 positions (OFF, 1, 1 and 2, 2, 2 and 3, 3)
- Service valves
- 24 L/min, 6.3 gpm (US) 60psi

Code	Finish	Price
RT45+C	Chrome	\$ 562
RT45+BN	Brushed nickel (PVD)	\$ 654
RT45+PN	Polished nickel (PVD)	\$ 654

3-way Type T/P (thermostatic/pressure balance) coaxial complete valve PEX



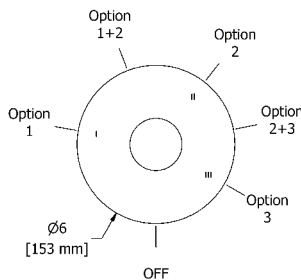
cUPC®



- ½" inlet PEX
- Three ½" outlets PEX
- Thermostatic/pressure balance coaxial cartridge with check valves
- 6 positions (OFF, 1, 1 and 2, 2, 2 and 3, 3)
- Service valves
- 24 L/min, 6.3 gpm (US) 60psi

Code	Finish	Price
RT45+C-SPEX	Chrome	\$ 562
RT45+BN-SPEX	Brushed nickel (PVD)	\$ 654
RT45+PN-SPEX	Polished nickel (PVD)	\$ 654

3-way Type T/P (thermostatic/pressure balance) coaxial complete valve EXPANSION PEX



cUPC®



- ½" inlet EXPANSION PEX
- Three ½" outlets EXPANSION PEX
- Thermostatic/pressure balance coaxial cartridge with check valves
- 6 positions (OFF, 1, 1 and 2, 2, 2 and 3, 3)
- Service valves
- 24 L/min, 6.3 gpm (US) 60psi

Code	Finish	Price
RT45+C-EX	Chrome	\$ 562
RT45+BN-EX	Brushed nickel (PVD)	\$ 654
RT45+PN-EX	Polished nickel (PVD)	\$ 654

Connections examples




-SPEX



-EX

4-way Type T/P (thermostatic/pressure balance) 3/4" coaxial valve

4-way Type T/P (thermostatic/pressure balance) 3/4" coaxial valve rough and trim



cUPC®

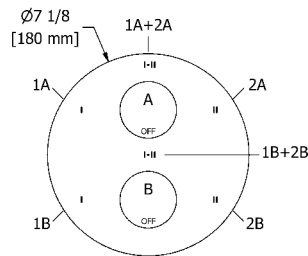
• **ROUGH ONLY**

Code	Description	Price
R46	3/4" inlet male NPT	\$ 322

• **TRIM ONLY**

Code	Finish	Price
TRT46C	Chrome	\$ 660
TRT46BN	Brushed nickel (PVD)	\$ 806
TRT46PN	Polished nickel (PVD)	\$ 806

4-way Type T/P (thermostatic/pressure balance) 3/4" coaxial complete valve




cUPC®



- 3/4" inlet male NPT
- Must be supplied with minimum 3/4" PEX, 3/4" EXPANSION PEX or 1/2" copper
- 2 thermo/pressure balance coaxial cartridges with check valves
- Four 1/2" outlets female NPT
- 4 integrated volume controls
- **2 different temperatures**
- Service valves
- **38 L/min, 10 gpm (US) 60psi**

Code	Finish	Price
RT46C	Chrome	\$ 982
RT46BN	Brushed nickel (PVD)	\$ 1128
RT46PN	Polished nickel (PVD)	\$ 1128

4-way Type T/P (thermostatic/pressure balance) 3/4" coaxial valve rough and trim



cUPC®



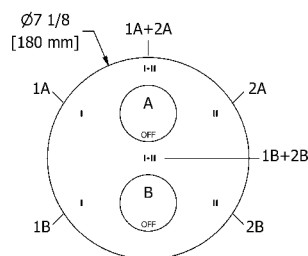
• **ROUGH ONLY**

Code	Description	Price
R46	3/4" inlet male NPT	\$ 322

• **TRIM ONLY**

Code	Finish	Price
TRT46+C	Chrome	\$ 660
TRT46+BN	Brushed nickel (PVD)	\$ 806
TRT46+PN	Polished nickel (PVD)	\$ 806

4-way Type T/P (thermostatic/pressure balance) 3/4" coaxial complete valve



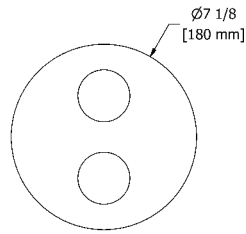
cUPC®



- 3/4" inlet male NPT
- Must be supplied with minimum 3/4" PEX, 3/4" EXPANSION PEX or 1/2" copper
- 2 thermo/pressure balance coaxial cartridges with check valves
- Four 1/2" outlets female NPT
- 4 integrated volume controls
- **2 different temperatures**
- Service valves
- **38 L/min, 10 gpm (US) 60psi**

Code	Finish	Price
RT46+C	Chrome	\$ 982
RT46+BN	Brushed nickel (PVD)	\$ 1128
RT46+PN	Polished nickel (PVD)	\$ 1128

3/4" high performance Type T/P (thermostatic/pressure balance) coaxial complete valve



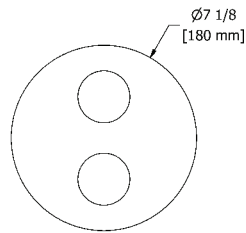
cUPC®



- 3/4" inlet male NPT, dedicated main water supply required
- 2 thermo/pressure balance coaxial cartridges with check valves
- 2 integrated volume controls
- **2 different temperatures**
- 4 outlets: two 1/2" outlets male NPT and two 3/4" outlets male NPT or 1/2" female NPT
- Service valves
- **76 L/min, 20 gpm (US) 60psi**

Code	Finish	Price
RT83C	Chrome	\$ 1091
RT83BN	Brushed nickel (PVD)	\$ 1266
RT83PN	Polished nickel (PVD)	\$ 1266

3/4" high performance Type T/P (thermostatic/pressure balance) coaxial complete valve



cUPC®



- 3/4" inlet male NPT, dedicated main water supply required
- 2 thermo/pressure balance coaxial cartridges with check valves
- 2 integrated volume controls
- **2 different temperatures**
- 4 outlets: two 1/2" outlets male NPT and two 3/4" outlets male NPT or 1/2" female NPT
- Service valves
- **76 L/min, 20 gpm (US) 60psi**

Code	Finish	Price
RT83+C	Chrome	\$ 1091
RT83+BN	Brushed nickel (PVD)	\$ 1266
RT83+PN	Polished nickel (PVD)	\$ 1266

1/2" shut-off rough and trim



cUPC®

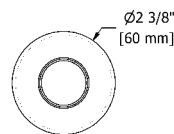
• ROUGH ONLY

Code	Description	Price
R20	—	\$ 93

• TRIM ONLY

Code	Finish	Price
TRT20LC	Chrome	\$ 58
TRT20LBN	Brushed nickel (PVD)	\$ 101
TRT20LPN	Polished nickel (PVD)	\$ 101

1/2" shut-off valve



cUPC®



- 1/2" inlet female NPT
- 1/2" ceramic cartridge

Code	Finish	Price
RT20LC	Chrome	\$ 151
RT20LBN	Brushed nickel (PVD)	\$ 194
RT20LPN	Polished nickel (PVD)	\$ 194

Retro



Suggested assemblies

Assembly #54RT



UPC®



Description	Code	C	BN	PN
Type P valve trim	TRT51	\$ 206	\$ 289	\$ 289
Type P valve rough	R51 ¹	\$ 121	\$ 121	\$ 121
Hand shower rail	6006	\$ 181	\$ 299	\$ 299
Elbow supply	747	\$ 32	\$ 54	\$ 54
Total		\$ 540	\$ 763	\$ 763

1. Add -SPEX for PEX connection and -EX for Expansion PEX connection

Assembly #4744RT



UPC®



Description	Code	C	BN	PN
2-way no share Type T/P coaxial valve trim	TRT44 ²	\$ 361	\$ 437	\$ 437
2-way Type T/P coaxial valve rough	R23 ¹	\$ 151	\$ 151	\$ 151
3-jet shower head with arm	308	\$ 46	\$ 75	\$ 75
Open wall-mount tub spout	ATOP80 ⁴	\$ 250	\$ 338	\$ 338
Total		\$ 808	\$ 1001	\$ 1001

1. Add -SPEX for PEX connection and -EX for Expansion PEX connection

2. Add + for Cross Handle Valve

4. These items must be ordered at the same time as the valve rough

Retro



Suggested assemblies

Assembly #323RT



UPC®



Description	Code	C	BN	PN
2-way Type T/P coaxial valve trim	TRT23 ²	\$ 361	\$ 437	\$ 437
2-way Type T/P coaxial valve rough	R23 ¹	\$ 151	\$ 151	\$ 151
Hand shower rail	6006	\$ 181	\$ 299	\$ 299
20 cm (8") shower head	408	\$ 202	\$ 239	\$ 239
40 cm (16") shower arm	584	\$ 106	\$ 157	\$ 157
Elbow supply	747	\$ 32	\$ 54	\$ 54
Total		\$ 1033	\$ 1337	\$ 1337

1. Add -SPEX for PEX connection and -EX for Expansion PEX connection
2. Add + for Cross Handle Valve

Assembly #1345RT



UPC®



Description	Code	C	BN	PN
3-way Type T/P coaxial valve trim	TRT45 ²	\$ 351	\$ 443	\$ 443
3-way Type T/P coaxial valve rough	R45 ¹	\$ 211	\$ 211	\$ 211
Hand shower rail	6006	\$ 181	\$ 299	\$ 299
20 cm (8") shower head	408	\$ 202	\$ 239	\$ 239
50 cm (20") shower arm	583	\$ 119	\$ 180	\$ 180
Elbow supply	747	\$ 32	\$ 54	\$ 54
Open wall-mount tub spout	ATOP80 ⁴	\$ 250	\$ 338	\$ 338
Total		\$ 1346	\$ 1764	\$ 1764

1. Add -SPEX for PEX connection and -EX for Expansion PEX connection
2. Add + for Cross Handle Valve
4. These items must be ordered at the same time as the valve rough

Other components available in *Bath and Shower Components* section.

Retro



Suggested assemblies

Assembly #446RT



Description	Code	C	BN	PN
4-way Type T/P coaxial valve trim	TRT46 ²	\$ 660	\$ 806	\$ 806
4-way Type T/P 3/4" coaxial valve rough	R46	\$ 322	\$ 322	\$ 322
Hand shower rail	6006	\$ 181	\$ 299	\$ 299
20 cm (8") shower head	408	\$ 202	\$ 239	\$ 239
40 cm (16") shower arm	584	\$ 106	\$ 157	\$ 157
UPC® Body jet	327(x4)	\$ 328	\$ 476	\$ 476
Elbow supply	747	\$ 32	\$ 54	\$ 54
Total		\$ 1831	\$ 2353	\$ 2353

2. Add + for Cross Handle Valve



Assembly #1546RT



Description	Code	C	BN	PN
4-way Type T/P coaxial valve trim	TRT46 ²	\$ 660	\$ 806	\$ 806
4-way Type T/P 3/4" coaxial valve rough	R46	\$ 322	\$ 322	\$ 322
Hand shower rail	6006(x2)	\$ 362	\$ 598	\$ 598
20 cm (8") shower head	408 (x2)	\$ 404	\$ 478	\$ 478
40 cm (16") shower arm	584 (x2)	\$ 212	\$ 314	\$ 314
UPC® Elbow supply	747 (x2)	\$ 64	\$ 108	\$ 108
Total		\$ 2024	\$ 2626	\$ 2626

2. Add + for Cross Handle Valve



Other components available in *Bath and Shower Components* section.

Retro

Suggested assemblies

Assembly #783RT



cUPC®



Description	Code	C
4-way Type T/P 3/4" coaxial complete valve	RT83 ²	\$ 1091
Hand shower rail	6006(x2)	\$ 362
32 cm (13") shower head	412	\$ 469
40 cm (16") shower arm	584	\$ 106
Spin tile body jet	369 ⁴ (x4)	\$ 932
Elbow supply with shut-off valve	780 (x2)	\$ 242
Total		\$ 3202

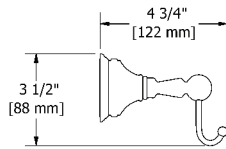
- 2. Add + for Cross Handle Valve
- 4. These items must be ordered at the same time as the valve rough

Other components available in *Bath and Shower Components* section.

Retro

Retro accessories

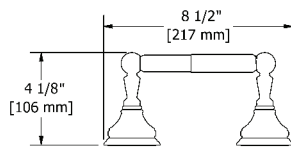
Robe hook



- 4 anchor points

Code	Finish	Price
RT0C	Chrome	\$ 104
RT0BN	Brushed nickel (PVD)	\$ 163
RT0PN	Polished nickel (PVD)	\$ 163

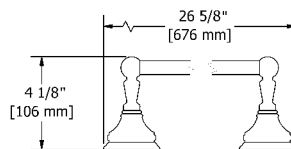
Paper holder



- 4 anchor points

Code	Finish	Price
RT3C	Chrome	\$ 192
RT3BN	Brushed nickel (PVD)	\$ 311
RT3PN	Polished nickel (PVD)	\$ 311

24" towel bar

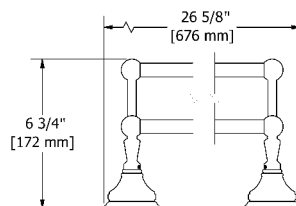


- 4 anchor points

* May be cut to desired length

Code	Finish	Price
RT5C	Chrome	\$ 217
RT5BN	Brushed nickel (PVD)	\$ 327
RT5PN	Polished nickel (PVD)	\$ 327

24" double towel bar

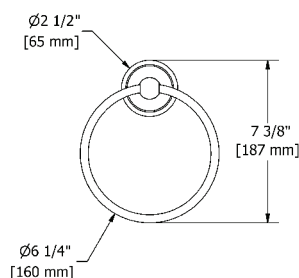


- 4 anchor points

* May be cut to desired length

Code	Finish	Price
RT6C	Chrome	\$ 294
RT6BN	Brushed nickel (PVD)	\$ 436
RT6PN	Polished nickel (PVD)	\$ 436

Towel ring



- 4 anchor points

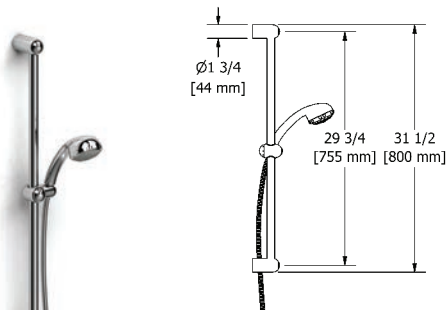
Code	Finish	Price
RT7C	Chrome	\$ 119
RT7BN	Brushed nickel (PVD)	\$ 180
RT7PN	Polished nickel (PVD)	\$ 180

Retro



Bath and shower components

Hand shower rail

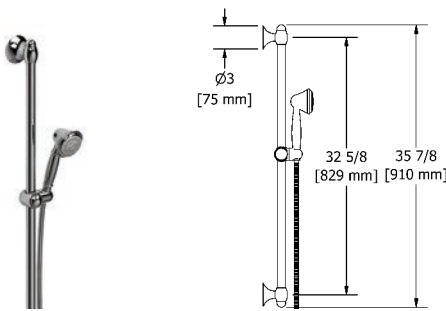


cUPC®

- 06, 3-jet hand shower
- Scale-free
- Ø25 mm (1") slide bar
- 150 cm (59") double interlock flexible hose, **swivel** and 2 check valves
- 7.6 L/min, 2.0 gpm (US) 60psi

Code	Finish	Price
6006C	Chrome	\$ 181
6006BN	Brushed nickel (PVD)	\$ 299
6006PN	Polished nickel (PVD)	\$ 299

Hand shower rail

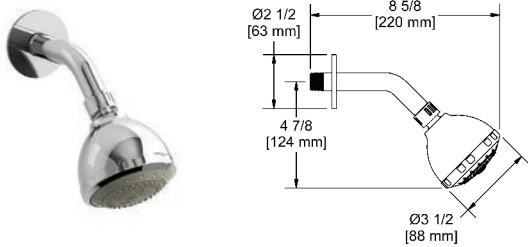


cUPC®

- 4310, 3-jet hand shower
- Scale-free
- Ø25 mm (1") slide bar
- 150 cm (59") double interlock flexible hose, **swivel** and 2 check valves
- 7.6 L/min, 2.0 gpm (US) 60psi

Code	Finish	Price
4830C	Chrome	\$ 338

3-jet shower head with arm



cUPC®

- 3 jets: tropical breeze, luxurious, massage
- **Swivel**
- Shower arm with round flange
- Scale-free
- 7.6 L/min, 2.0 gpm (US) 60psi

Code	Finish	Price
308C	Chrome	\$ 46
308BN	Brushed nickel (PVD)	\$ 75
308PN	Polished nickel (PVD)	\$ 75

8" shower head



cUPC®

- 1/2" inlet female
- **Swivel**
- Scale-free
- 7.6 L/min, 2.0 gpm (US) 60psi

Code	Finish	Price
408C	Chrome	\$ 202
408BN	Brushed nickel (PVD)	\$ 239
408PN	Polished nickel (PVD)	\$ 239

13" shower head



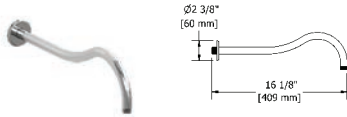
cUPC®

- 1/2" inlet female
- **Swivel**
- Scale-free
- 7.6 L/min, 2.0 gpm (US) 60psi

Code	Finish	Price
412C	Chrome	\$ 469
412PN	Polished nickel (PVD)	\$ 588

Bath and shower components

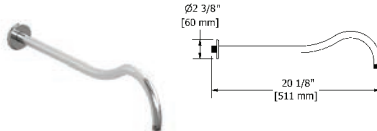
16" shower arm



- 1/2" inlet male NPT
- Round flange

Code	Finish	Price
584C	Chrome	\$ 106
584BN	Brushed nickel (PVD)	\$ 157
584PN	Polished nickel (PVD)	\$ 157

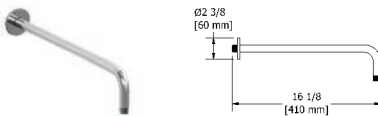
20" shower arm



- 1/2" inlet male NPT
- Round flange

Code	Finish	Price
583C	Chrome	\$ 119
583BN	Brushed nickel (PVD)	\$ 180
583PN	Polished nickel (PVD)	\$ 180

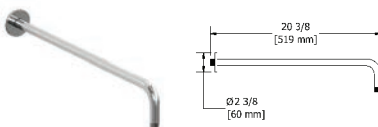
16" shower arm



- 1/2" inlet male NPT
- Round flange

Code	Finish	Price
503C	Chrome	\$ 65
503BN	Brushed nickel (PVD)	\$ 108
503PN	Polished nickel (PVD)	\$ 108

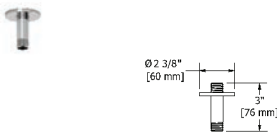
20" shower arm



- 1/2" inlet male NPT
- Round flange

Code	Finish	Price
513C	Chrome	\$ 82
513BN	Brushed nickel (PVD)	\$ 130
513PN	Polished nickel (PVD)	\$ 130

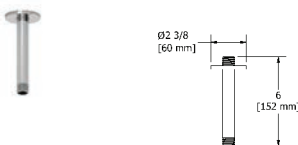
3" vertical shower arm



- 1/2" inlet male NPT
- Round flange

Code	Finish	Price
509C	Chrome	\$ 28
509BN	Brushed nickel (PVD)	\$ 49
509PN	Polished nickel (PVD)	\$ 49

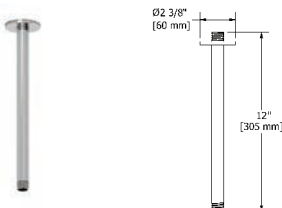
6" vertical shower arm



- 1/2" inlet male NPT
- Round flange

Code	Finish	Price
508C	Chrome	\$ 32
508BN	Brushed nickel (PVD)	\$ 55
508PN	Polished nickel (PVD)	\$ 55

12" vertical shower arm



- 1/2" inlet male NPT
- Round flange

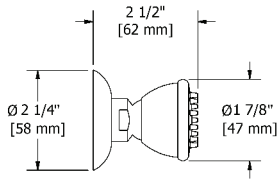
Code	Finish	Price
507C	Chrome	\$ 54
507BN	Brushed nickel (PVD)	\$ 80
507PN	Polished nickel (PVD)	\$ 80

Retro



Bath and shower components

Directional body jet

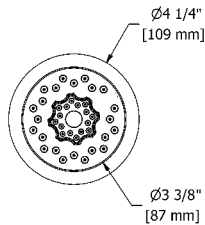


cUPC®

- 1/2" inlet female NPT
- Scale-free
- Directional
- 2 à/to 6 L/min, 0.5 à/to 1.6 gpm (US) 60psi

Code	Finish	Price
327C	Chrome	\$ 82
327BN	Brushed nickel (PVD)	\$ 119
327PN	Polished nickel (PVD)	\$ 119

2-jet directional tile body jet

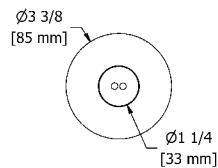


cUPC®

- 1/2" inlet male NPT
- 2-jet
- Scale-free
- Directional
- 6.2 L/min, 1.6 gpm (US) 60psi

Code	Finish	Price
324C	Chrome	\$ 108

Spin tile body jet



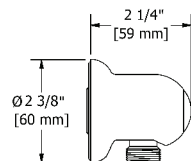
cUPC®

- 1/2" inlet male NPT
- Rotating jet
- Special rough included
- 3.7 L/min, 1 gpm (US) 60psi

* Must be ordered at the same time as the valve rough

Code	Finish	Price
369C	Chrome	\$ 233

Elbow supply

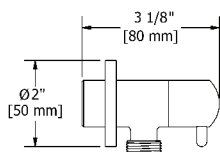


cUPC®

- 1/2" inlet female NPT
- 1/2" outlet male
- Adjustable depth

Code	Finish	Price
747C	Chrome	\$ 32
747BN	Brushed nickel (PVD)	\$ 54
747PN	Polished nickel (PVD)	\$ 54

Elbow supply with shut-off valve



cUPC®

- 1/2" inlet female NPT
- 1/2" outlet male
- Ceramic cartridge
- Adjustable depth

Code	Finish	Price
780C	Chrome	\$ 121
780BN	Brushed nickel (PVD)	\$ 181
780PN	Polished nickel (PVD)	\$ 181

Retro



Bath and shower components

Open wall-mount tub spout rough and trim



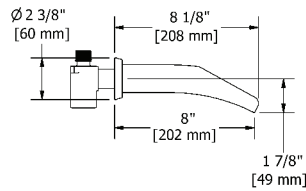
• ROUGH ONLY

Code	Description	Price
RH80	—	\$ 59

• TRIM ONLY

Code	Finish	Price
TATOP80C	Chrome	\$ 191
TATOP80BN	Brushed nickel (PVD)	\$ 279
TATOP80PN	Polished nickel (PVD)	\$ 279

Open wall-mount tub spout



cUPC®

• ½" inlet male NPT

• Special rough included

* Must be ordered at the same time as the valve rough

Code	Finish	Price
ATOP80C	Chrome	\$ 250
ATOP80BN	Brushed nickel (PVD)	\$ 338
ATOP80PN	Polished nickel (PVD)	\$ 338



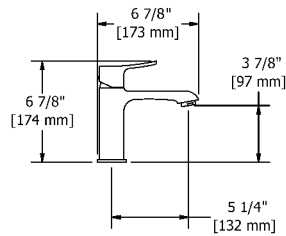
ZENDO

BATHROOMS

ZENDO



Single hole lavatory faucet



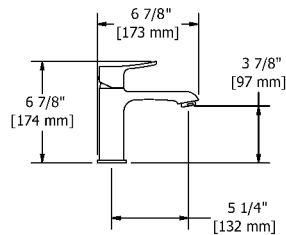
cUPC®



- Ceramic cartridge
- 3/8" speedway compression
- Push drain
- 5.7 L/min, 1.5 gpm (US) 60psi

Code	Finish	Price
ZS01C	Chrome	\$ 355
ZS01BN	Brushed nickel (PVD)	\$ 489
ZS01PN	Polished nickel (PVD)	\$ 489

Single hole lavatory faucet



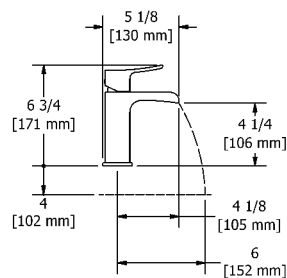
cUPC®



- Ceramic cartridge
- 3/8" speedway compression
- No drain
- 5.7 L/min, 1.5 gpm (US) 60psi

Code	Finish	Price
ZS00C	Chrome	\$ 333
ZS00BN	Brushed nickel (PVD)	\$ 451
ZS00PN	Polished nickel (PVD)	\$ 451

Single hole lavatory open spout faucet



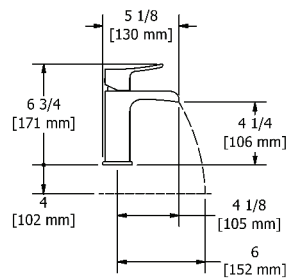
cUPC®



- Ceramic cartridge
- 3/8" speedway compression
- Push drain
- Chrome (PVD)
- 5.7 L/min, 1.5 gpm (US) 60psi

Code	Finish	Price
ZSOP01C	Chrome (PVD)	\$ 469
ZSOP01BN	Brushed nickel (PVD)	\$ 583

Single hole lavatory open spout faucet



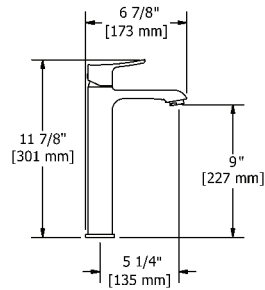
cUPC®



- Ceramic cartridge
- 3/8" speedway compression
- No drain
- Chrome (PVD)
- 5.7 L/min, 1.5 gpm (US) 60psi

Code	Finish	Price
ZSOP00C	Chrome (PVD)	\$ 447
ZSOP00BN	Brushed nickel (PVD)	\$ 545

Single hole lavatory faucet



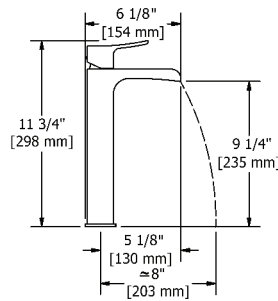
UPC®



- Ceramic cartridge
- 3/8" speedway compression
- No drain
- 5.7 L/min, 1.5 gpm (US) 60psi

Code	Finish	Price
ZL01C	Chrome	\$ 457
ZL01BN	Brushed nickel (PVD)	\$ 643
ZL01PN	Polished nickel (PVD)	\$ 643

Single hole lavatory open spout faucet



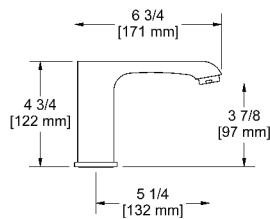
UPC®



- Ceramic cartridge
- 3/8" speedway compression
- No drain
- Chrome (PVD)
- 5.7 L/min, 1.5 gpm (US) 60psi

Code	Finish	Price
ZLOP01C	Chrome (PVD)	\$ 588
ZLOP01BN	Brushed nickel (PVD)	\$ 709

8" lavatory faucet



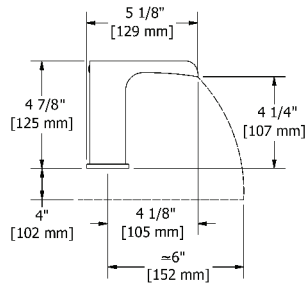
UPC®



- Ceramic cartridge
- 3/8" speedway compression
- Push drain
- 5.7 L/min, 1.5 gpm (US) 60psi

Code	Finish	Price
ZO08C	Chrome	\$ 567
ZO08BN	Brushed nickel (PVD)	\$ 705
ZO08PN	Polished nickel (PVD)	\$ 705

8" lavatory open spout faucet



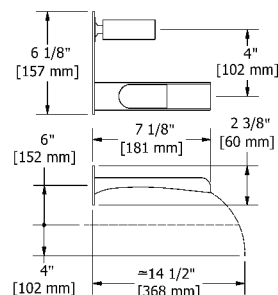
UPC®



- 3/8" speedway compression
- Ceramic cartridge
- Push drain
- Chrome (PVD)
- 5.7 L/min, 1.5 gpm (US) 60psi

Code	Finish	Price
ZOOP08C	Chrome (PVD)	\$ 624
ZOOP08BN	Brushed nickel (PVD)	\$ 730

Wall-mount lavatory open spout faucet



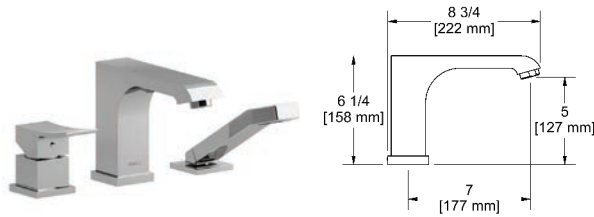
UPC®



- 1/2" inlet female NPT
- Ceramic cartridge
- No drain
- 5.7 L/min, 1.5 gpm (US) 60psi

Code	Finish	Price
ZOOP11C	Chrome	\$ 583
ZOOP11BN	Brushed nickel (PVD)	\$ 758

3-piece deck-mount tub filler with hand shower



cUPC®



- 1/2" inlet male NPT
- Ceramic cartridge
- 1-jet hand shower/scale-free
- 33 L/min, 8.7 gpm (US) 60psi

Add **-EX** for **EXPANSION PEX** connection
Add **-SPEX** for **PEX** connection

Code	Finish	Price
ZO10C	Chrome	\$ 748
ZO10BN	Brushed nickel (PVD)	\$ 1058
ZO10PN	Polished nickel (PVD)	\$ 1058

3-piece deck-mount tub filler rough and trim



cUPC®



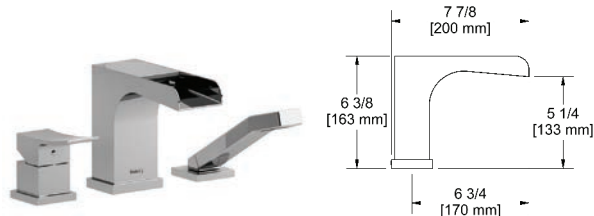
• ROUGH ONLY

Code	Description	Price
RHTB	1/2" male NPT connections	\$ 192
RHTB-SPEX	PEX connections	\$ 192
RHTB-EX	EXPANSION PEX connections	\$ 192

• TRIM ONLY

Code	Finish	Price
TZO10C	Chrome	\$ 556
TZO10BN	Brushed nickel (PVD)	\$ 866
TZO10PN	Polished nickel (PVD)	\$ 866

3-piece deck-mount tub filler open spout with hand shower



cUPC®



- 1/2" inlet male NPT
- Ceramic cartridge
- 1-jet hand shower/scale-free
- 33 L/min, 8.7 gpm (US) 60psi

Add **-EX** for **EXPANSION PEX** connection
Add **-SPEX** for **PEX** connection

Code	Finish	Price
ZOOP10C	Chrome	\$ 1069
ZOOP10BN	Brushed nickel (PVD)	\$ 1458

3-piece deck-mount tub filler rough and trim



cUPC®



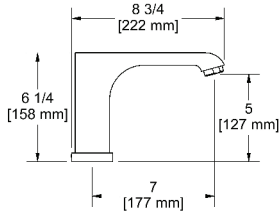
• ROUGH ONLY

Code	Description	Price
RHTB	1/2" male NPT connections	\$ 192
RHTB-SPEX	PEX connections	\$ 192
RHTB-EX	EXPANSION PEX connections	\$ 192

• TRIM ONLY

Code	Finish	Price
TZOOP10C	Chrome	\$ 877
TZOOP10BN	Brushed nickel (PVD)	\$ 1266

3-piece Type P (pressure balance) deck-mount tub filler with hand shower



cUPC®



- 1/2" inlet male NPT
- Ceramic cartridge and balancing spool with check valves
- 1-jet hand shower/scale-free
- 23 L/min, 6.0 gpm (US) 60psi

Add **-EX** for **EXPANSION PEX** connection
Add **-SPEX** for **PEX** connection

Code	Finish	Price
ZO16C	Chrome	\$ 818
ZO16BN	Brushed nickel (PVD)	\$ 1128
ZO16PN	Polished nickel (PVD)	\$ 1128

3-piece Type P (pressure balance) deck-mount tub filler rough and trim



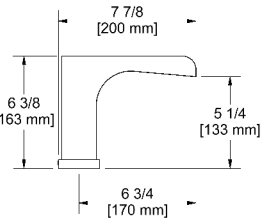
cUPC®

• **ROUGH ONLY**

Code	Description	Price
RHTB	1/2" male NPT connections	\$ 192
RHTB-SPEX	PEX connections	\$ 192
RHTB-EX	EXPANSION PEX connections	\$ 192

Code	Finish	Price
TZO16C	Chrome	\$ 626
TZO16BN	Brushed nickel (PVD)	\$ 936
TZO16PN	Polished nickel (PVD)	\$ 936

3-piece Type P (pressure balance) deck-mount tub filler open spout with hand shower



cUPC®



- 1/2" inlet male NPT
- Ceramic cartridge and balancing spool with check valves
- 1-jet hand shower/scale-free
- 23 L/min, 6.0 gpm (US) 60psi

Add **-EX** for **EXPANSION PEX** connection
Add **-SPEX** for **PEX** connection

Code	Finish	Price
ZOOP16C	Chrome	\$ 1139
ZOOP16BN	Brushed nickel (PVD)	\$ 1527

3-piece Type P (pressure balance) deck-mount tub filler rough and trim



cUPC®

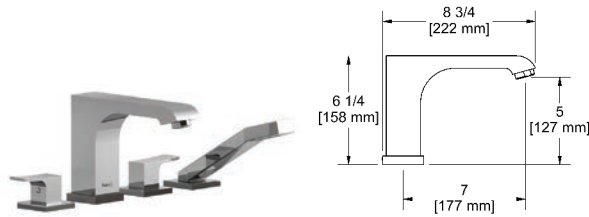
• **ROUGH ONLY**

Code	Description	Price
RHTB	1/2" male NPT connections	\$ 192
RHTB-SPEX	PEX connections	\$ 192
RHTB-EX	EXPANSION PEX connections	\$ 192

• **TRIM ONLY**

Code	Finish	Price
TZOOP16C	Chrome	\$ 947
TZOOP16BN	Brushed nickel (PVD)	\$ 1335

4-piece deck-mount tub filler with hand shower



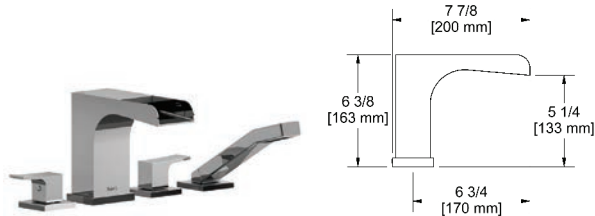
cUPC®



- 1/2" inlet male NPT or sweat
- Ceramic cartridge
- 1-jet hand shower/scale-free
- 41.5 L/min, 11 gpm (US) 60psi

Code	Finish	Price
Z012C	Chrome	\$ 818
Z012BN	Brushed nickel (PVD)	\$ 1069
Z012PN	Polished nickel (PVD)	\$ 1069

4-piece deck-mount open spout tub filler with hand shower



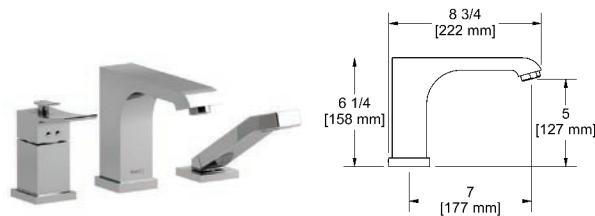
cUPC®



- 1/2" inlet male NPT or sweat
- Ceramic cartridge
- 1-jet hand shower/scale-free
- 41.5 L/min, 11 gpm (US) 60psi

Code	Finish	Price
Z00P12C	Chrome	\$ 1134
Z00P12BN	Brushed nickel (PVD)	\$ 1506

3-piece Type T/P (thermostatic/pressure balance) coaxial deck-mount tub filler with hand shower



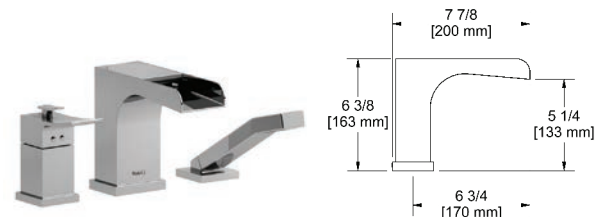
cUPC®



- 1/2" inlet male NPT
- Thermostatic/pressure balance coaxial cartridge with check valves
- 1-jet hand shower/scale-free
- 34 L/min, 9 gpm (US) 60psi

Code	Finish	Price
Z017C	Chrome	\$ 1069
Z017BN	Brushed nickel (PVD)	\$ 1418
Z017PN	Polished nickel (PVD)	\$ 1418

3-piece Type T/P (thermo/press balance) coaxial deck-mount open spout tub filler w/ hand shower



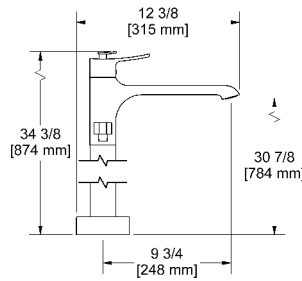
cUPC®



- 1/2" inlet male NPT
- Thermostatic/pressure balance coaxial cartridge with check valves
- 1-jet hand shower/scale-free
- 34 L/min, 9 gpm (US) 60psi

Code	Finish	Price
Z00P17C	Chrome	\$ 1401
Z00P17BN	Brushed nickel (PVD)	\$ 1844

2-way Type T (thermostatic) coaxial floor-mount tub filler with hand shower



UPC®



- 1/2" inlet male NPT
- Thermostatic coaxial cartridge with check valves
- 1-jet hand shower/scale-free
- 2 parts: rough and trim
- 2 check valves
- 23 L/min, 6.0 gpm (US) 60psi

Add **-EX** for **EXPANSION PEX** connection
Add **-SPEX** for **PEX** connection

Code	Finish	Price
ZO39C	Chrome	\$ 1855
ZO39BN	Brushed nickel (PVD)	\$ 2402
ZO39PN	Polished nickel (PVD)	\$ 2402

Floor-mount tub filler rough and trim



UPC®

• **ROUGH ONLY**

Code	Description	Price
RHFS	1/2" male NPT connections	\$ 204
RHFS-SPEX	PEX connections	\$ 204
RHFS-EX	EXPANSION PEX connections	\$ 204

• **TRIM ONLY**

Code	Finish	Price
TZ039C	Chrome	\$ 1651
TZ039BN	Brushed nickel (PVD)	\$ 2198
TZ039PN	Polished nickel (PVD)	\$ 2198

Rough, trim and concrete floor installation box



UPC®

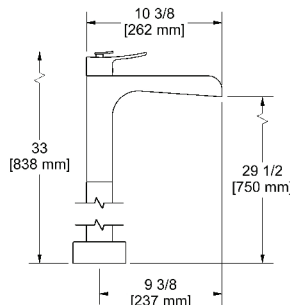
• **ROUGH ONLY**

Code	Description	Price
RHBX-SPEX	PEX connections	\$ 410
RHBX-EX	EXPANSION PEX connections	\$ 410

• **TRIM ONLY**

Code	Finish	Price
TZ039C	Chrome	\$ 1651
TZ039BN	Brushed nickel (PVD)	\$ 2198
TZ039PN	Polished nickel (PVD)	\$ 2198

Floor-mount Type T/P (thermo/pressure balance) coaxial open spout tub filler w/ hand shower



UPC®



- 1/2" inlet male NPT
- Thermostatic/pressure balance coaxial cartridge with check valves
- 1-jet hand shower/scale-free
- 2 parts: rough and trim
- 2 check valves
- 39 L/min, 10.3 gpm (US) 60psi

Add **-EX** for **EXPANSION PEX** connection
Add **-SPEX** for **PEX** connection

Code	Finish	Price
ZOOP37C	Chrome	\$ 3036
ZOOP37BN	Brushed nickel (PVD)	\$ 4204

Floor-mount tub filler rough and trim



cUPC®

• ROUGH ONLY

Code	Description	Price
RHFS	½" male NPT connections	\$ 204
RHFS-SPEX	PEX connections	\$ 204
RHFS-EX	EXPANSION PEX connections	\$ 204

• TRIM ONLY

Code	Finish	Price
TZ00P37C	Chrome	\$ 2832
TZ00P37BN	Brushed nickel (PVD)	\$ 4000

Rough, trim and concrete floor installation box



cUPC®

• ROUGH ONLY

Code	Description	Price
RHBX-SPEX	PEX connections	\$ 410
RHBX-EX	EXPANSION PEX connections	\$ 410

• TRIM ONLY

Code	Finish	Price
TZ00P37C	Chrome	\$ 2832
TZ00P37BN	Brushed nickel (PVD)	\$ 4000

4-piece bidet faucet with integrated vacuum breaker



cUPC®



- ½" inlet male NPT
- Ceramic cartridge
- Integrated vacuum breaker
- Jet
- Pop-up drain

Code	Finish	Price
Z009C	Chrome	\$ 763
Z009BN	Brushed nickel (PVD)	\$ 927
Z009PN	Polished nickel (PVD)	\$ 927

Type P (pressure balance) valve

Type P (pressure balance) rough and trim



cUPC®

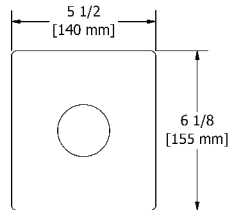
• ROUGH ONLY

Code	Description	Price
R51	Male NPT or sweat	\$ 121
R51-SPEX	PEX connections	\$ 121
R51-EX	EXPANSION PEX connections	\$ 121

• TRIM ONLY

Code	Finish	Price
TZOTQ51C	Chrome	\$ 190
TZOTQ51BN	Brushed nickel (PVD)	\$ 278
TZOTQ51PN	Polished nickel (PVD)	\$ 278

Type P (pressure balance) complete valve



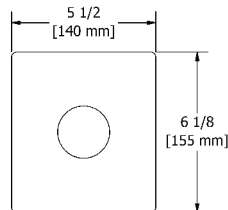
cUPC®



- 1/2" inlet male NPT or sweat
- 1/2" outlet male NPT or sweat
- Ceramic cartridge and balancing spool with check valves
- Double action: flow and temperature control
- Service valves
- 22 L/min, 5.8 gpm (US) 60psi

Code	Finish	Price
ZOTQ51C	Chrome	\$ 311
ZOTQ51BN	Brushed nickel (PVD)	\$ 399
ZOTQ51PN	Polished nickel (PVD)	\$ 399

Type P (pressure balance) complete valve PEX



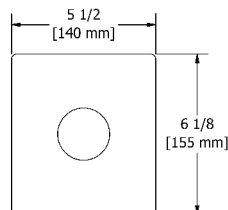
cUPC®



- 1/2" inlet PEX
- 1/2" shower outlet PEX
- 3/4" bath outlet PEX or 1/2" sweat
- Ceramic cartridge and balancing spool with check valves
- Double action: flow and temperature control
- Service valves
- 22 L/min, 5.8 gpm (US) 60psi

Code	Finish	Price
ZOTQ51C-SPEX	Chrome	\$ 311
ZOTQ51BN-SPEX	Brushed nickel (PVD)	\$ 399
ZOTQ51PN-SPEX	Polished nickel (PVD)	\$ 399

Type P (pressure balance) complete valve EXPANSION PEX



cUPC®



- 1/2" inlet EXPANSION PEX
- 1/2" shower outlet EXPANSION PEX
- 3/4" bath outlet EXPANSION PEX or 1/2" sweat
- Ceramic cartridge and balancing spool with check valves
- Double action: flow and temperature control
- Service valves
- 22 L/min, 5.8 gpm (US) 60psi

Code	Finish	Price
ZOTQ51C-EX	Chrome	\$ 311
ZOTQ51BN-EX	Brushed nickel (PVD)	\$ 399
ZOTQ51PN-EX	Polished nickel (PVD)	\$ 399

Connection examples



2-way Type T/P (thermostatic/pressure balance) coaxial valve

2-way Type T/P (thermostatic/pressure balance) coaxial valve rough and trim



UPC®

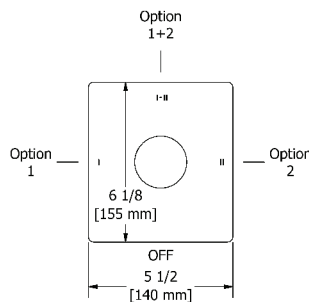
• ROUGH ONLY

Code	Description	Price
R23	Male NPT or sweat	\$ 151
R23-SPEX	PEX connections	\$ 151
R23-EX	EXPANSION PEX connections	\$ 151

• TRIM ONLY

Code	Finish	Price
TZOTQ23C	Chrome	\$ 328
TZOTQ23BN	Brushed nickel (PVD)	\$ 394
TZOTQ23PN	Polished nickel (PVD)	\$ 394

2-way Type T/P (thermostatic/pressure balance) coaxial complete valve



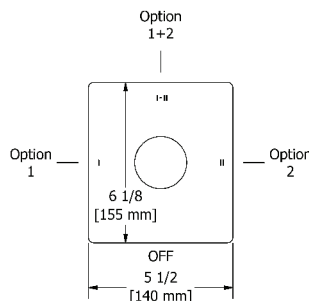
UPC®



- 1/2" inlet male NPT or sweat
- Two 1/2" outlets male NPT or sweat
- Thermostatic/pressure balance coaxial cartridge with check valves
- Service valves
- 4 positions (OFF, 1, 1 and 2, 2)
- 24 L/min, 6.3 gpm (US) 60psi

Code	Finish	Price
ZOTQ23C	Chrome	\$ 479
ZOTQ23BN	Brushed nickel (PVD)	\$ 545
ZOTQ23PN	Polished nickel (PVD)	\$ 545

2-way Type T/P (thermostatic/pressure balance) coaxial complete valve PEX



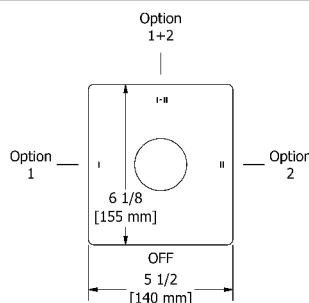
UPC®



- 1/2" inlet PEX
- Two 1/2" outlets PEX
- Thermostatic/pressure balance coaxial cartridge with check valves
- Service valves
- 4 positions (OFF, 1, 1 and 2, 2)
- 24 L/min, 6.3 gpm (US) 60psi

Code	Finish	Price
ZOTQ23C-SPEX	Chrome	\$ 479
ZOTQ23BN-SPEX	Brushed nickel (PVD)	\$ 545
ZOTQ23PN-SPEX	Polished nickel (PVD)	\$ 545

2-way Type T/P (thermostatic/pressure balance) coaxial complete valve EXPANSION PEX



UPC®



- 1/2" inlet EXPANSION PEX
- Two 1/2" outlets EXPANSION PEX
- Thermostatic/pressure balance coaxial cartridge with check valves
- Service valves
- 4 positions (OFF, 1, 1 and 2, 2)
- 24 L/min, 6.3 gpm (US) 60psi

Code	Finish	Price
ZOTQ23C-EX	Chrome	\$ 479
ZOTQ23BN-EX	Brushed nickel (PVD)	\$ 545
ZOTQ23PN-EX	Polished nickel (PVD)	\$ 545

Connection examples



-SPEX



-EX

3-way Type T/P (thermostatic/pressure balance) coaxial valve

3-way Type T/P (thermostatic/pressure balance) coaxial valve rough and trim



cUPC®

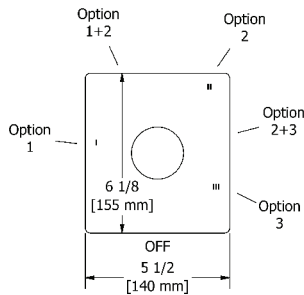
•ROUGH ONLY

Code	Description	Price
R45	Male NPT or sweat	\$ 211
R45-SPEX	PEX connections	\$ 211
R45-EX	EXPANSION PEX connections	\$ 211

•TRIM ONLY

Code	Finish	Price
TZOTQ45C	Chrome	\$ 318
TZOTQ45BN	Brushed nickel (PVD)	\$ 388
TZOTQ45PN	Polished nickel (PVD)	\$ 388

3-way Type T/P (thermostatic/pressure balance) coaxial complete valve



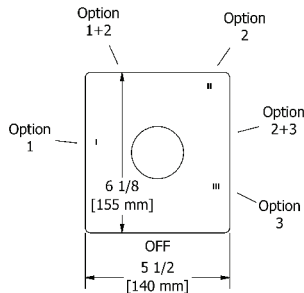
cUPC®



- 1/2" inlet male NPT or sweat
- Three 1/2" outlets male NPT or sweat
- Thermostatic/pressure balance coaxial cartridge with check valves
- Service valves
- 6 positions (OFF, 1, 1 and 2, 2, 2 and 3, 3)
- 24 L/min, 6.3 gpm (US) 60psi

Code	Finish	Price
ZOTQ45C	Chrome	\$ 529
ZOTQ45BN	Brushed nickel (PVD)	\$ 599
ZOTQ45PN	Polished nickel (PVD)	\$ 599

3-way Type T/P (thermostatic/pressure balance) coaxial complete valve PEX



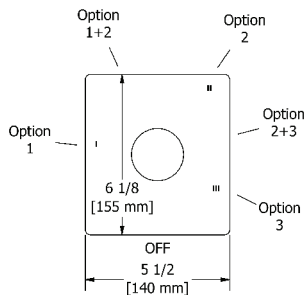
cUPC®



- 1/2" inlet PEX
- Three 1/2" outlets PEX
- Thermostatic/pressure balance coaxial cartridge with check valves
- Service valves
- 6 positions (OFF, 1, 1 and 2, 2, 2 and 3, 3)
- 24 L/min, 6.3 gpm (US) 60psi

Code	Finish	Price
ZOTQ45C-SPEX	Chrome	\$ 529
ZOTQ45BN-SPEX	Brushed nickel (PVD)	\$ 599
ZOTQ45PN-SPEX	Polished nickel (PVD)	\$ 599

3-way Type T/P (thermostatic/pressure balance) coaxial complete valve EXPANSION PEX



cUPC®



- 1/2" inlet EXPANSION PEX
- Three 1/2" outlets EXPANSION PEX
- Thermostatic/pressure balance coaxial cartridge with check valves
- Service valves
- 6 positions (OFF, 1, 1 and 2, 2, 2 and 3, 3)
- 24 L/min, 6.3 gpm (US) 60psi

Code	Finish	Price
ZOTQ45C-EX	Chrome	\$ 529
ZOTQ45BN-EX	Brushed nickel (PVD)	\$ 599
ZOTQ45PN-EX	Polished nickel (PVD)	\$ 599

Connection examples




-SPEX



-EX

4-way Type T/P (thermostatic/pressure balance) 3/4" coaxial valve rough and trim



cUPC®

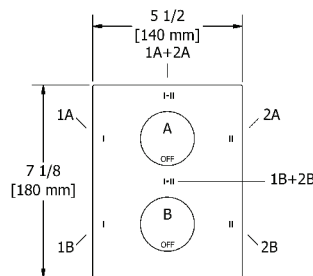
•ROUGH ONLY

Code	Description	Price
R46	3/4" inlet male NPT	\$ 322

•TRIM ONLY

Code	Finish	Price
TZOTQ46C	Chrome	\$ 660
TZOTQ46BN	Brushed nickel (PVD)	\$ 806
TZOTQ46PN	Polished nickel (PVD)	\$ 806

4-way Type T/P (thermostatic/pressure balance) 3/4" coaxial complete valve

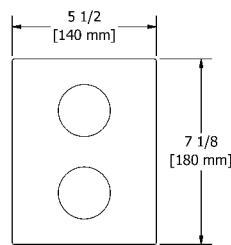


cUPC®

- 3/4" inlet male NPT
- Four 1/2" outlets female NPT
- 4 integrated volume controls
- 2 different temperatures
- Must be supplied with minimum 3/4" PEX, 3/4" EXPANSION PEX or 1/2" copper
- 2 thermo/pressure balance coaxial cartridges with check valves
- Service valves
- 38 L/min, 10 gpm (US) 60psi

Code	Finish	Price
ZOTQ46C	Chrome	\$ 982
ZOTQ46BN	Brushed nickel (PVD)	\$ 1128
ZOTQ46PN	Polished nickel (PVD)	\$ 1128

3/4" high performance Type T/P (thermostatic/pressure balance) coaxial complete valve



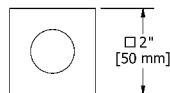
cUPC®



- 3/4" inlet male NPT, dedicated main water supply required
- 4 outlets: two 1/2" outlets male NPT and two 3/4" outlets male NPT or 1/2" female NPT
- 2 thermo/pressure balance coaxial cartridges with check valves
- 2 integrated volume controls
- 2 different temperatures
- Service valves
- 76 L/min, 20 gpm (US) 60psi

Code	Finish	Price
ZOTQ83C	Chrome	\$ 1091
ZOTQ83BN	Brushed nickel (PVD)	\$ 1266

1/2" shut-off valve



cUPC®



- 1/2" inlet female NPT
- 1/2" ceramic cartridge

Code	Finish	Price
ZOTQ20C	Chrome	\$ 151
ZOTQ20BN	Brushed nickel (PVD)	\$ 194

1/2" shut-off valve rough and trim



cUPC®

•ROUGH ONLY

Code	Description	Price
R20	—	\$ 93

•TRIM ONLY

Code	Finish	Price
TZOTQ20C	Chrome	\$ 58
TZOTQ20BN	Brushed nickel (PVD)	\$ 101


Assembly #54Z0TQ



Description	Code	C	BN	PN
Type P valve trim	TZ0TQ51	\$ 190	\$ 278	\$ 278
Type P valve rough	R51 ¹	\$ 121	\$ 121	\$ 121
Hand shower rail	4825	\$ 289	\$ 481	\$ 481
Elbow supply	774	\$ 46	\$ 69	\$ 69
Total		\$ 646	\$ 949	\$ 949

1. Add -SPEX for PEX connection and -EX for Expansion PEX connection

Assembly #4744Z0TQ



Description	Code	C	BN	PN
2-way no share Type T/P coaxial valve trim	TZ0TQ44	\$ 328	\$ 394	\$ 394
2-way Type T/P coaxial valve rough	R23 ¹	\$ 151	\$ 151	\$ 151
2-jet shower head with arm	343	\$ 141	\$ 184	\$ 184
Wall-mount tub spout	Z080	\$ 251	\$ 314	\$ 314
Total		\$ 871	\$ 1043	\$ 1043

1. Add -SPEX for PEX connection and -EX for Expansion PEX connection

Suggested assemblies

Assembly #323ZOTQ



Description	Code	C	BN	PN
2-way Type T/P coaxial valve trim	TZOTQ23	\$ 328	\$ 394	\$ 394
2-way Type T/P coaxial valve rough	R23 ¹	\$ 151	\$ 151	\$ 151
Hand shower rail	4825	\$ 289	\$ 481	\$ 481
20 cm (8") shower head	488	\$ 229	\$ 338	\$ 338
40 cm (16") shower arm	560	\$ 88	\$ 134	\$ 134
cUPC® Elbow supply	774	\$ 46	\$ 69	\$ 69
Total		\$ 1131	\$ 1567	\$ 1567

1. Add -SPEX for PEX connection and -EX for Expansion PEX connection

Assembly #1345ZOTQ



Description	Code	C	BN	PN
3-way Type T/P coaxial valve trim	TZOTQ45	\$ 318	\$ 388	\$ 388
3-way Type T/P coaxial valve rough	R45 ¹	\$ 211	\$ 211	\$ 211
Hand shower rail	4825	\$ 289	\$ 481	\$ 481
20 cm (8") shower head	488	\$ 229	\$ 338	\$ 338
50 cm (20") shower arm	533	\$ 97	\$ 147	\$ 147
cUPC® Elbow supply	774	\$ 46	\$ 69	\$ 69
Open wall-mount tub spout	ZOOP80 ⁴	\$ 366	\$ 490	\$ 490
Total		\$ 1556	\$ 2124	\$ 2124

1. Add -SPEX for PEX connection and -EX for Expansion PEX connection
4. These items must be ordered at the same time as the valve rough

Suggested assemblies

Assembly #3345ZOTQ



UPC®



Description	Code	C	BN	PN
3-way Type T/P coaxial valve trim	TZOTQ45	\$ 318	\$ 388	\$ 388
3-way Type T/P coaxial valve rough	R45 ¹	\$ 211	\$ 211	\$ 211
Hand shower rail	4825	\$ 289	\$ 481	\$ 481
20 cm (8") shower head	488	\$ 229	\$ 338	\$ 338
50 cm (20") shower arm	533	\$ 97	\$ 147	\$ 147
Elbow supply	774	\$ 46	\$ 69	\$ 69
Wall-mount tub spout	Z080	\$ 251	\$ 314	\$ 314
Total		\$ 1441	\$ 1948	\$ 1948

1. Add -SPEX for PEX connection and -EX for Expansion PEX connection

Assembly #1546ZOTQ



UPC®



Description	Code	C	BN	PN
4-way Type T/P coaxial valve trim	TZOTQ46	\$ 660	\$ 806	\$ 806
4-way Type T/P 3/4" coaxial valve rough	R46	\$ 322	\$ 322	\$ 322
Hand shower rail	4825(x2)	\$ 578	\$ 962	\$ 962
20 cm (8") shower head	488 (x2)	\$ 458	\$ 676	\$ 676
40 cm (16") shower arm	560 (x2)	\$ 176	\$ 268	\$ 268
Elbow supply	774 (x2)	\$ 92	\$ 138	\$ 138
Total		\$ 2286	\$ 3172	\$ 3172

Zendo



Suggested assemblies

Assembly #783ZOTQ



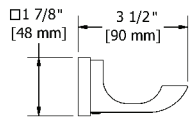
Description	Code	C
4-way Type T/P 3/4" coaxial complete valve	ZOTQ83	\$ 1091
Hand shower rail	4825(x2)	\$ 578
30 cm (12") shower head	492	\$ 467
40 cm (16") shower arm	560	\$ 88
Spin tile body jet	349 ⁴ (x4)	\$ 932
Elbow supply with shut-off valve	744 (x2)	\$ 230
Total		\$ 3386

UPC®

4. These items must be ordered at the same time as the valve rough

Zendo accessories

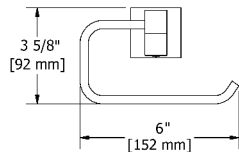
Robe hook



• 4 anchor points

Code	Finish	Price
ZOOC	Chrome	\$ 49
ZO0BN	Brushed nickel (PVD)	\$ 67
ZO0PN	Polished nickel (PVD)	\$ 67

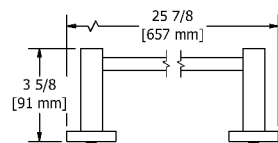
Paper holder



• 4 anchor points

Code	Finish	Price
ZO3C	Chrome	\$ 69
ZO3BN	Brushed nickel (PVD)	\$ 96
ZO3PN	Polished nickel (PVD)	\$ 96

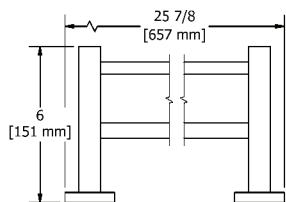
24" towel bar



• 4 anchor points

Code	Finish	Price
ZO5C	Chrome	\$ 128
ZO5BN	Brushed nickel (PVD)	\$ 174
ZO5PN	Polished nickel (PVD)	\$ 174

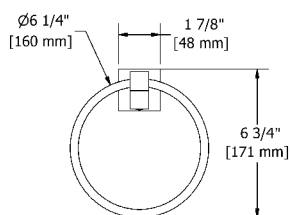
24" double towel bar



• 4 anchor points

Code	Finish	Price
ZO6C	Chrome	\$ 198
ZO6BN	Brushed nickel (PVD)	\$ 278
ZO6PN	Polished nickel (PVD)	\$ 278

Towel ring

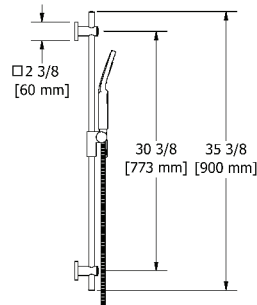


• 4 anchor points

Code	Finish	Price
ZO7C	Chrome	\$ 69
ZO7BN	Brushed nickel (PVD)	\$ 93
ZO7PN	Polished nickel (PVD)	\$ 93

Bath and shower components

Hand shower rail

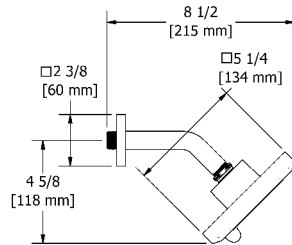


cUPC®

- Easy-Glide left cursor
- 4365, 2-jet hand shower
- Ø19 mm (¾") slide bar
- Scale-free
- 150 cm (59") double interlock flexible hose, **swivel** and 2 check valves
- **7.6 L/min, 2.0 gpm (US) 60psi**

Code	Finish	Price
4825C	Chrome	\$ 289
4825BN	Brushed nickel (PVD)	\$ 481
4825PN	Polished nickel (PVD)	\$ 481

2-jet shower head with arm

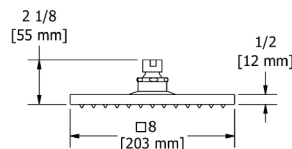


cUPC®

- Six positions
- 2 jets: luxurious, invigorating
- Shower arm with square flange
- Scale-free
- **Swivel**
- **7.6 L/min, 2.0 gpm (US) 60psi**

Code	Finish	Price
343C	Chrome	\$ 141
343BN	Brushed nickel (PVD)	\$ 184
343PN	Polished nickel (PVD)	\$ 184

8" shower head

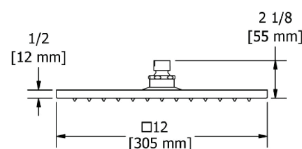


cUPC®

- ½" inlet female
- **Swivel**
- Scale-free
- **7.6 L/min, 2.0 gpm (US) 60psi**

Code	Finish	Price
488C	Chrome	\$ 229
488BN	Brushed nickel (PVD)	\$ 338
488PN	Polished nickel (PVD)	\$ 338

12" shower head



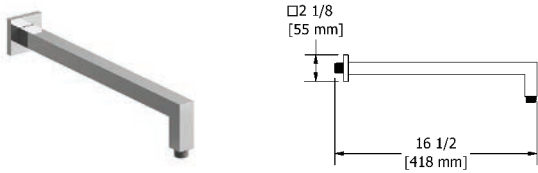
cUPC®

- ½" inlet female
- **Swivel**
- Scale-free
- **7.6 L/min, 2.0 gpm (US) 60psi**

Code	Finish	Price
492C	Chrome	\$ 467
492BN	Brushed nickel (PVD)	\$ 606
492PN	Polished nickel (PVD)	\$ 606

Bath and shower components

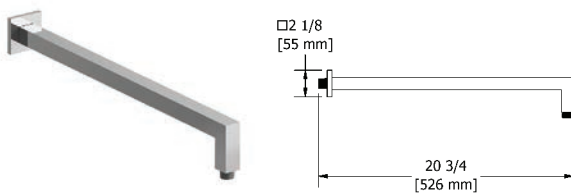
16" square shower arm



- 1/2" inlet male NPT
- Square flange with set screw

Code	Finish	Price
543C	Chrome	\$ 150
543BN	Brushed nickel (PVD)	\$ 210

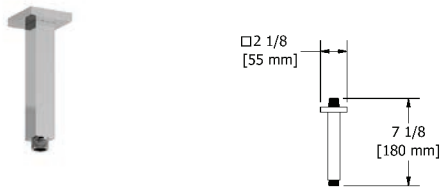
20" square shower arm



- 1/2" inlet male NPT
- Square flange

Code	Finish	Price
547C	Chrome	\$ 167
547BN	Brushed nickel (PVD)	\$ 232

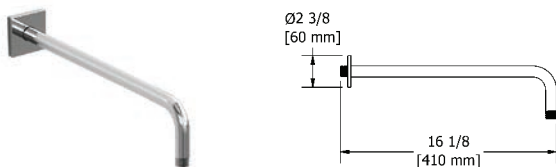
6" vertical square shower arm



- 1/2" inlet male NPT
- Square flange with set screw

Code	Finish	Price
548C	Chrome	\$ 93
548BN	Brushed nickel (PVD)	\$ 128

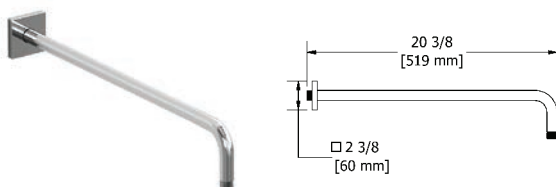
16" shower arm



- 1/2" inlet male NPT
- Square flange with set screw

Code	Finish	Price
560C	Chrome	\$ 88
560BN	Brushed nickel (PVD)	\$ 134
560PN	Polished nickel (PVD)	\$ 134

20" shower arm

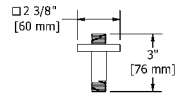


- 1/2" inlet male NPT
- Square flange with set screw

Code	Finish	Price
533C	Chrome	\$ 97
533BN	Brushed nickel (PVD)	\$ 147
533PN	Polished nickel (PVD)	\$ 147

Bath and shower components

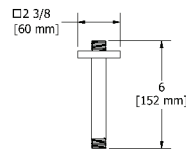
3" vertical shower arm



- 1/2" inlet male NPT
- Square flange with set screw

Code	Finish	Price
519C	Chrome	\$ 49
519BN	Brushed nickel (PVD)	\$ 67

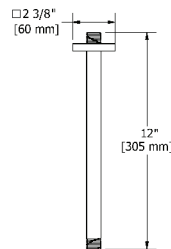
6" vertical shower arm



- 1/2" inlet male NPT
- Square flange with set screw

Code	Finish	Price
518C	Chrome	\$ 54
518BN	Brushed nickel (PVD)	\$ 79
518PN	Polished nickel (PVD)	\$ 79

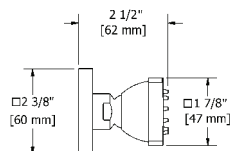
12" vertical shower arm



- 1/2" inlet male NPT
- Square flange with set screw

Code	Finish	Price
517C	Chrome	\$ 68
517BN	Brushed nickel (PVD)	\$ 103

Directional body jet

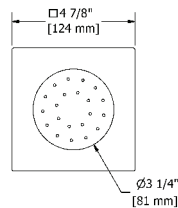


cUPC®

- 1/2" inlet female NPT
- Directional
- Scale-free
- 2 to 6 L/min, 0.5 to 1.6 gpm (US) 60psi

Code	Finish	Price
350C	Chrome	\$ 110
350BN	Brushed nickel (PVD)	\$ 164
350PN	Polished nickel (PVD)	\$ 164

Directional tile body jet

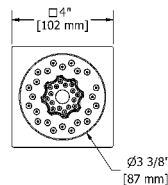


cUPC®

- 1/2" inlet male NPT
- Directional
- Scale-free
- 4.5 L/min, 1.2 gpm (US) 60psi

Code	Finish	Price
340C	Chrome	\$ 233

Directional 2-jet tile body jet



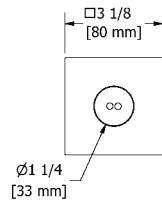
cUPC®

- 1/2" inlet male NPT
- 2-jet
- Directional
- Scale-free
- 6.2 L/min, 1.6 gpm (US) 60psi

Code	Finish	Price
344C	Chrome	\$ 108

Bath and shower components

Spin tile body jet



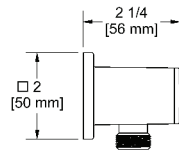
cUPC®

- 1/2" inlet male NPT
- Rotating jet
- **Special rough included**
- 3.7 L/min, 1 gpm (US) 60psi

* Must be ordered at the same time as the valve rough

Code	Finish	Price
349C	Chrome	\$ 233

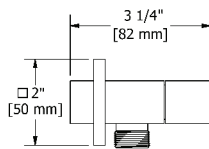
Elbow supply



- 1/2" inlet female NPT
- 1/2" outlet male
- Adjustable depth

Code	Finish	Price
774C	Chrome	\$ 46
774BN	Brushed nickel (PVD)	\$ 69
774PN	Polished nickel (PVD)	\$ 69

Elbow supply with shut-off valve

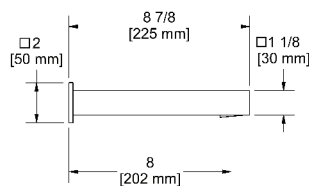


cUPC®

- 1/2" inlet female NPT
- 1/2" outlet male
- Ceramic cartridge
- Adjustable depth

Code	Finish	Price
744C	Chrome	\$ 115
744BN	Brushed nickel (PVD)	\$ 174

Square wall-mount tub spout

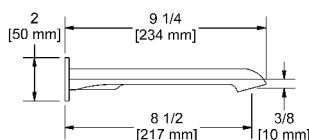


cUPC®

- 1/2" copper slip fit inlet
- Brass

Code	Finish	Price
885C	Chrome	\$ 141
885BN	Brushed nickel (PVD)	\$ 182
885PN	Polished nickel (PVD)	\$ 182

Wall-mount tub spout



cUPC®

- 1/2" copper slip fit inlet
- Brass

Code	Finish	Price
Z080C	Chrome	\$ 251
Z080BN	Brushed nickel (PVD)	\$ 314
Z080PN	Polished nickel (PVD)	\$ 314

Bath and shower components

Open wall-mount tub spout rough and trim



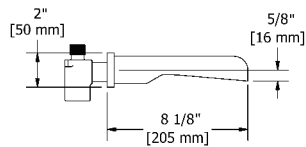
cUPC®

•ROUGH ONLY

Code	Description	Price
RH80	—	\$ 59

Code	Finish	Price
TZ00P80C	Chrome	\$ 307
TZ00P80BN	Brushed nickel (PVD)	\$ 431
TZ00P80PN	Polished nickel (PVD)	\$ 431

Open wall-mount tub spout



cUPC®

- 1/2" inlet male NPT
- Special rough included

Code	Finish	Price
ZOOP80C	Chrome	\$ 366
ZOOP80BN	Brushed nickel (PVD)	\$ 490
ZOOP80PN	Polished nickel (PVD)	\$ 490



Riobel

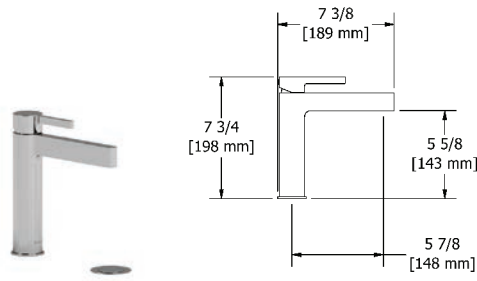
PARADOX

BATHROOMS

PARADOX



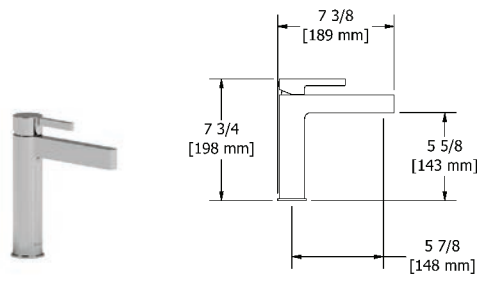
Single hole lavatory faucet



- 3/8" speedway compression
- Ceramic cartridge
- Push drain
- 4 L/min, 1.06 gpm (US) 60psi

Code	Finish	Price
PXS01C	Chrome	\$ 436

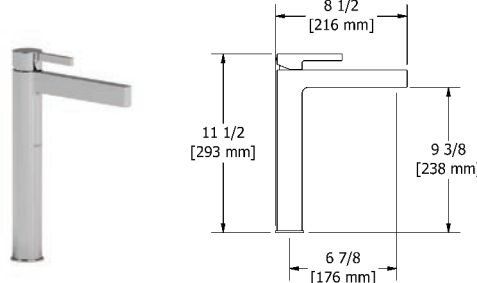
Single hole lavatory faucet



- 3/8" speedway compression
- Ceramic cartridge
- No drain
- 4 L/min, 1.06 gpm (US) 60psi

Code	Finish	Price
PXS00C	Chrome	\$ 414

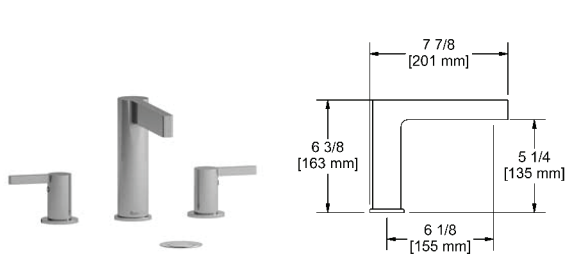
Single hole lavatory faucet



- 3/8" speedway compression
- Ceramic cartridge
- No drain
- 4 L/min, 1.06 gpm (US) 60psi

Code	Finish	Price
PXL01C	Chrome	\$ 545

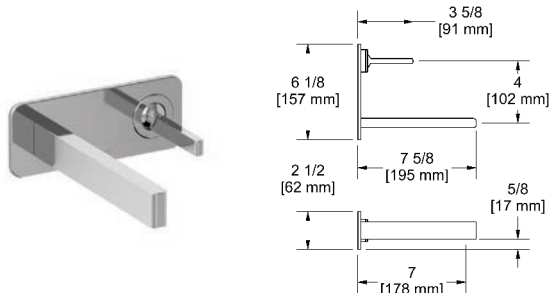
8" lavatory faucet



- 3/8" speedway compression
- Ceramic cartridge
- Push drain
- 4 L/min, 1.06 gpm (US) 60psi

Code	Finish	Price
PX08C	Chrome	\$ 635

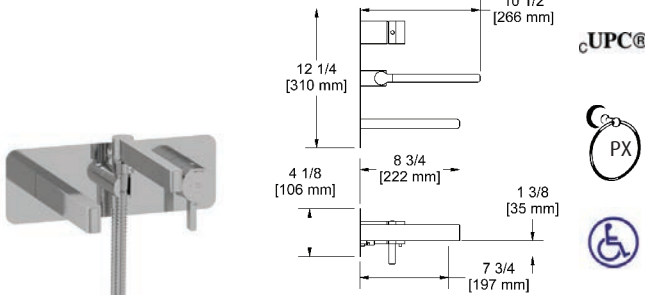
Wall-mount lavatory faucet



- 1/2" inlet female NPT
- Ceramic cartridge
- No drain
- 4 L/min, 1.06 gpm (US) 60psi

Code	Finish	Price
PX11C	Chrome	\$ 490

Wall-mount Type T/P (thermo/pressure balance) coaxial tub filler with hand shower

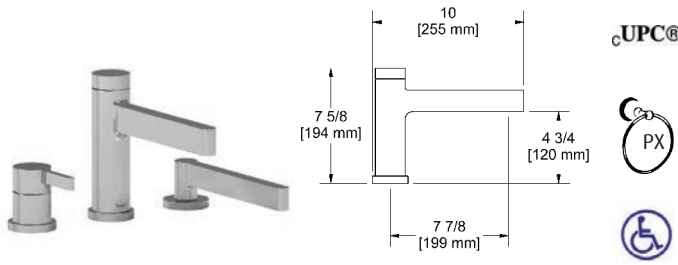


- 1/2" inlet female NPT
- Thermostatic/pressure balance coaxial cartridge with check valves
- 1-jet hand shower/scale-free
- 2-way no share
- Service valves
- 20.5 L/min, 5.4 gpm (US) 60psi

cUPC®
PX
ADA

Code	Finish	Price
PX21C	Chrome	\$ 1048

3-piece deck-mount tub filler with hand shower



- 1/2" inlet male NPT
- Ceramic cartridge
- 1-jet hand shower/scale-free
- 33 L/min, 8.7 gpm (US) 60psi

cUPC®
PX
ADA

Add **-EX** for **EXPANSION PEX** connection
Add **-SPEX** for **PEX** connection

Code	Finish	Price
PX10C	Chrome	\$ 697

3-piece deck-mount tub filler rough and trim

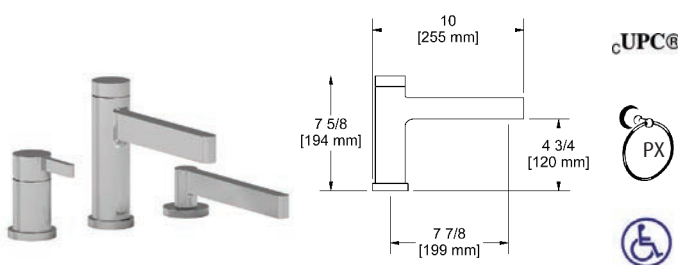


cUPC®

• ROUGH ONLY		
Code	Description	Price
RHTB	1/2" male NPT connections	\$ 192
RHTB-SPEX	PEX connections	\$ 192
RHTB-EX	EXPANSION PEX connections	\$ 192

• TRIM ONLY		
Code	Finish	Price
TPX10C	Chrome	\$ 505

3-piece Type P (pressure balance) deck-mount tub filler with hand shower



- 1/2" inlet male NPT
- Ceramic cartridge and balancing spool with check valves
- 1-jet hand shower/scale-free
- 23 L/min, 6.0 gpm (US) 60psi

cUPC®
PX
ADA

Add **-EX** for **EXPANSION PEX** connection
Add **-SPEX** for **PEX** connection

Code	Finish	Price
PX16C	Chrome	\$ 763

3-piece Type P (pressure balance) deck-mount tub filler rough and trim

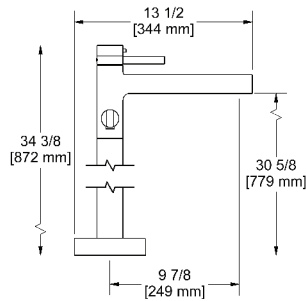


cUPC®

• ROUGH ONLY		
Code	Description	Price
RHTB	1/2" male NPT connections	\$ 192
RHTB-SPEX	PEX connections	\$ 192
RHTB-EX	EXPANSION PEX connections	\$ 192

• TRIM ONLY		
Code	Finish	Price
TPX16C	Chrome	\$ 571

2-way Type T (thermostatic) coaxial floor-mount tub filler with hand shower




- 1/2" inlet male NPT
- Thermostatic coaxial cartridge with check valves
- 1-jet hand shower/scale-free
- 2 parts: rough and trim
- 2 check valves
- 23 L/min, 6.0 gpm (US) 60psi

Add **-EX** for **EXPANSION PEX** connection

Add **-SPEX** for **PEX** connection

Code	Finish	Price
PX39C	Chrome	\$ 1637

Floor-mount tub filler rough and trim



• ROUGH ONLY

Code	Description	Price
RHFS	1/2" male NPT connections	\$ 204
RHFS-SPEX	PEX connections	\$ 204
RHFS-EX	EXPANSION PEX connections	\$ 204

• TRIM ONLY

Code	Finish	Price
TPX39C	Chrome	\$ 1433

Rough, trim and concrete floor installation box



• ROUGH ONLY

Code	Description	Price
RHBX-SPEX	PEX connections	\$ 410
RHBX-EX	EXPANSION PEX connections	\$ 410

• TRIM ONLY

Code	Finish	Price
TPX39C	Chrome	\$ 1433

Paradox



Type P (pressure balance) valve

Type P (pressure balance) rough and trim



cUPC®

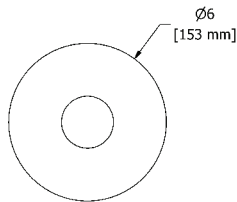
• ROUGH ONLY

Code	Description	Price
R51	Male NPT or sweat	\$ 121
R51-SPEX	PEX connections	\$ 121
R51-EX	EXPANSION PEX connections	\$ 121

• TRIM ONLY

Code	Finish	Price
TPXTM51C	Chrome	\$ 190

Type P (pressure balance) complete valve



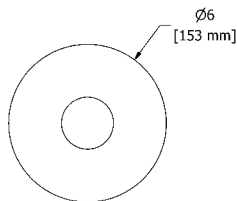
cUPC®



- 1/2" inlet male NPT or sweat
- 1/2" outlet male NPT or sweat
- Ceramic cartridge and balancing spool with check valves
- Double action: flow and temperature control
- Service valves
- 22 L/min, 5.8 gpm (US) 60psi

Code	Finish	Price
PXTM51C	Chrome	\$ 311

Type P (pressure balance) complete valve PEX



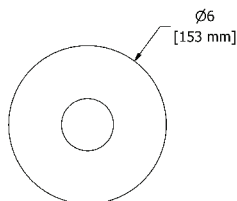
cUPC®



- 1/2" inlet PEX
- 1/2" shower outlet PEX
- 3/4" bath outlet PEX or 1/2" sweat
- Ceramic cartridge and balancing spool with check valves
- Double action: flow and temperature control
- Service valves
- 22 L/min, 5.8 gpm (US) 60psi

Code	Finish	Price
PXTM51C-SPEX	Chrome	\$ 311

Type P (pressure balance) complete valve EXPANSION PEX



cUPC®



- 1/2" inlet EXPANSION PEX
- 1/2" shower outlet EXPANSION PEX
- 3/4" bath outlet EXPANSION PEX or 1/2" sweat
- Ceramic cartridge and balancing spool with check valves
- Double action: flow and temperature control
- Service valves
- 22 L/min, 5.8 gpm (US) 60psi

Code	Finish	Price
PXTM51C-EX	Chrome	\$ 311

Connection examples



-SPEX



-EX

2-way Type T/P (thermostatic/pressure balance) coaxial valve

2-way Type T/P (thermostatic/pressure balance) coaxial valve rough and trim



UPC®

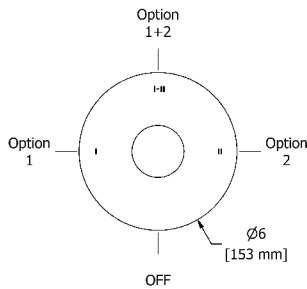
•ROUGH ONLY

Code	Description	Price
R23	Male NPT or sweat	\$ 151
R23-SPEX	PEX connections	\$ 151
R23-EX	EXPANSION PEX connections	\$ 151

•TRIM ONLY

Code	Finish	Price
TPXTM23C	Chrome	\$ 351

2-way Type T/P (thermostatic/pressure balance) coaxial complete valve



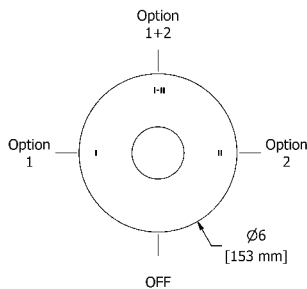
UPC®



- ½" inlet male NPT or sweat
- Two ½" outlets male NPT or sweat
- Thermostatic/pressure balance coaxial cartridge with check valves
- 4 positions (OFF, 1, 1 and 2, 2)
- Service valves
- 24 L/min, 6.3 gpm (US) 60psi

Code	Finish	Price
PXTM23C	Chrome	\$ 502

2-way Type T/P (thermostatic/pressure balance) coaxial complete valve PEX



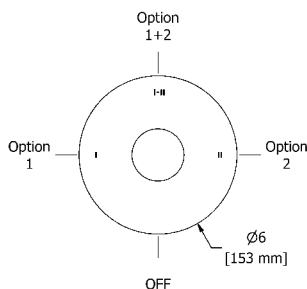
UPC®



- ½" inlet PEX
- Two ½" outlets PEX
- Thermostatic/pressure balance coaxial cartridge with check valves
- 4 positions (OFF, 1, 1 and 2, 2)
- Service valves
- 24 L/min, 6.3 gpm (US) 60psi

Code	Finish	Price
PXTM23C-SPEX	Chrome	\$ 502

2-way Type T/P (thermostatic/pressure balance) coaxial complete valve EXPANSION PEX



UPC®



- ½" inlet EXPANSION PEX
- Two ½" outlets EXPANSION PEX
- Thermostatic/pressure balance coaxial cartridge with check valves
- 4 positions (OFF, 1, 1 and 2, 2)
- Service valves
- 24 L/min, 6.3 gpm (US) 60psi

Code	Finish	Price
PXTM23C-EX	Chrome	\$ 502

Connection examples



-SPEX

-EX

Paradox



3-way Type T/P (thermostatic/pressure balance) coaxial valve

3-way Type T/P (thermostatic/pressure balance) coaxial valve rough and trim



UPC®

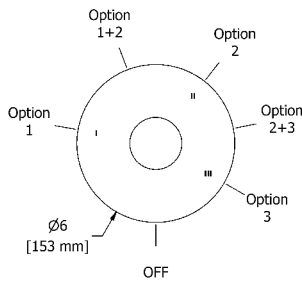
• ROUGH ONLY

Code	Description	Price
R45	Male NPT or sweat	\$ 211
R45-SPEX	PEX connections	\$ 211
R45-EX	EXPANSION PEX connections	\$ 211

• TRIM ONLY

Code	Finish	Price
TPXTM45C	Chrome	\$ 334

3-way Type T/P (thermostatic/pressure balance) coaxial complete valve



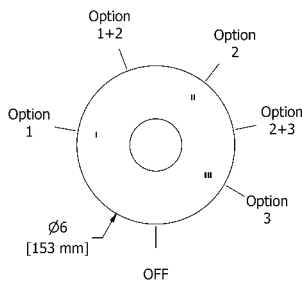
UPC®



- 1/2" inlet male NPT or sweat
- Three 1/2" outlets male NPT or sweat
- Thermostatic/pressure balance coaxial cartridge with check valves
- 6 positions (OFF, 1, 1 and 2, 2, 2 and 3, 3)
- Service valves
- 24 L/min, 6.3 gpm (US) 60psi

Code	Finish	Price
PXTM45C	Chrome	\$ 545

3-way Type T/P (thermostatic/pressure balance) coaxial complete valve PEX



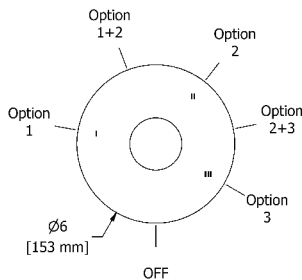
UPC®



- 1/2" inlet PEX
- Three 1/2" outlets PEX
- Thermostatic/pressure balance coaxial cartridge with check valves
- 6 positions (OFF, 1, 1 and 2, 2, 2 and 3, 3)
- Service valves
- 24 L/min, 6.3 gpm (US) 60psi

Code	Finish	Price
PXTM45C-SPEX	Chrome	\$ 545

3-way Type T/P (thermostatic/pressure balance) coaxial complete valve EXPANSION PEX



UPC®



- 1/2" inlet EXPANSION PEX
- Three 1/2" outlets EXPANSION PEX
- Thermostatic/pressure balance coaxial cartridge with check valves
- 6 positions (OFF, 1, 1 and 2, 2, 2 and 3, 3)
- Service valves
- 24 L/min, 6.3 gpm (US) 60psi

Code	Finish	Price
PXTM45C-EX	Chrome	\$ 545

Connection examples




-SPEX



-EX

4-way Type T/P (thermostatic/pressure balance) 3/4" coaxial valve rough and trim



cUPC®

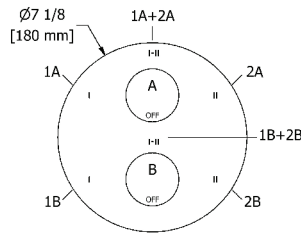
•ROUGH ONLY

Code	Description	Price
R46	3/4" inlet male NPT	\$ 322

•TRIM ONLY

Code	Finish	Price
TPXTM46C	Chrome	\$ 660

4-way Type T/P (thermostatic/pressure balance) 3/4" coaxial complete valve



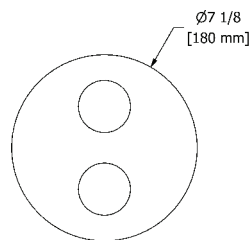
cUPC®



- 3/4" inlet male NPT
- Must be supplied with minimum 3/4" PEX , 3/4" EXPANSION PEX or 1/2" copper
- 2 thermo/pressure balance coaxial cartridges with check valves
- Four 1/2" outlets female NPT
- 4 integrated volume controls
- **2 different temperatures**
- Service valves
- **38 L/min, 10 gpm (US) 60psi**

Code	Finish	Price
PXTM46C	Chrome	\$ 982

3/4" high performance Type T/P (thermostatic/pressure balance) coaxial complete valve



cUPC®

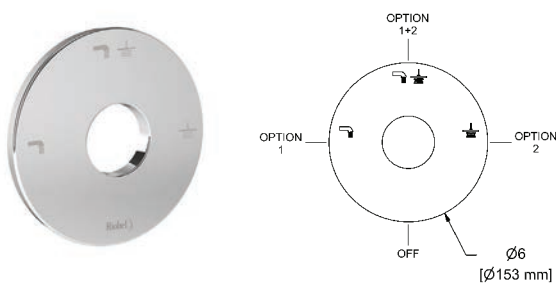


- 3/4" inlet male NPT, dedicated main water supply required
- 2 thermo/pressure balance coaxial cartridges with check valves
- 2 integrated volume controls
- **2 different temperatures**
- 4 outlets: two 1/2" outlets male NPT and two 3/4" outlets male NPT or 1/2" female NPT
- Service valves
- **76 L/min, 20 gpm (US) 60psi**

Code	Finish	Price
PXTM83C	Chrome	\$ 1091

Valve plate with pictogram options

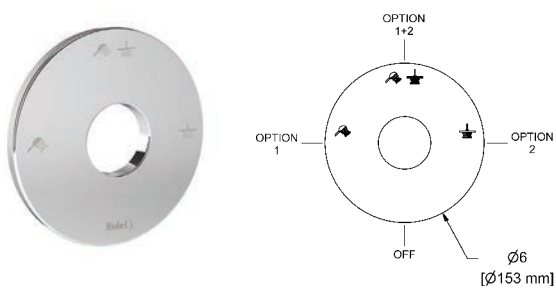
Tub spout and hand shower pictograms (2-way coaxial valves)



• Pictograms engraving: Tub spout, shower head and shared function

Code	Finish	Price
PLTM023C	Chrome	\$ 42

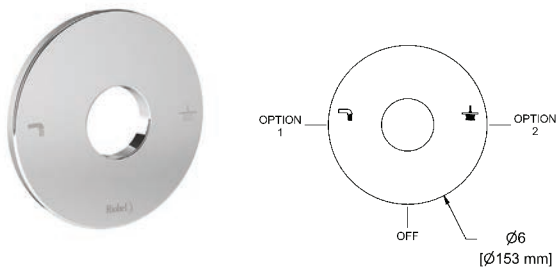
Hand shower and shower head pictograms (2-way coaxial valves)



• Pictograms engraving: Hand shower, shower head and shared function

Code	Finish	Price
PLTM123C	Chrome	\$ 42

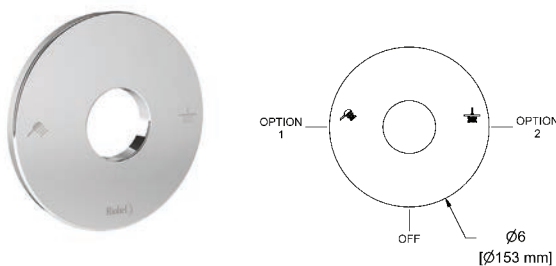
Tub spout and shower head pictograms (2-way coaxial valves)



• Pictograms engraving: Tub spout and shower head

Code	Finish	Price
PLTM044C	Chrome	\$ 42

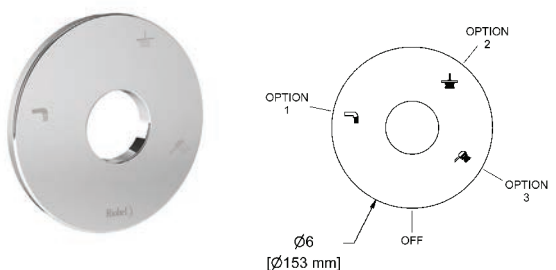
Hand shower and shower head pictograms (2-way coaxial valves)



• Pictograms engraving: Hand shower and shower head

Code	Finish	Price
PLTM144C	Chrome	\$ 42

Tub spout, shower head and hand shower pictograms (3-way coaxial valves)



• Pictograms engraving: Tub spout, shower head and hand shower

Code	Finish	Price
PLTM045C	Chrome	\$ 42

Paradox



Suggested assemblies

Assembly #54PXTM



UPC®



Description	Code	C
Type P valve trim	TPXTM51	\$ 190
Type P valve rough	R51 ¹	\$ 121
Hand shower rail	4844	\$ 349
Elbow supply	710	\$ 52
Total		\$ 712

1. Add -SPEX for PEX connection and -EX for Expansion PEX connection

Assembly #4744PXTM



UPC®



Description	Code	C
2-way no share Type T/P coaxial valve trim	TPXTM44	\$ 351
2-way Type T/P coaxial valve rough	R23 ¹	\$ 151
2-jet shower head with arm	366	\$ 130
Wall-mount tub spout	PXTM80	\$ 241
Total		\$ 873

1. Add -SPEX for PEX connection and -EX for Expansion PEX connection

Paradox



Suggested assemblies

Assembly #323PXTM



UPC®



Description	Code	C
2-way Type T/P coaxial valve trim	TPXTM23	\$ 351
2-way Type T/P coaxial valve rough	R23 ¹	\$ 151
Hand shower rail	4844	\$ 349
20 cm (8") shower head	468	\$ 213
40 cm (16") shower arm	503	\$ 65
Elbow supply	710	\$ 52
Total		\$ 1181

1. Add -SPEX for PEX connection and -EX for Expansion PEX connection

Assembly #1345PXTM



UPC®



Description	Code	C
3-way Type T/P coaxial valve trim	TPXTM45	\$ 334
3-way Type T/P coaxial valve rough	R45 ¹	\$ 211
Hand shower rail	4844	\$ 349
20 cm (8") shower head	468	\$ 213
50 cm (20") shower arm	513	\$ 82
Elbow supply	710	\$ 52
Wall-mount tub spout	PXTM80	\$ 241
Total		\$ 1482

1. Add -SPEX for PEX connection and -EX for Expansion PEX connection

Other components available in *Bath and Shower Components* section.

Paradox



Suggested assemblies

Assembly #446PXTM



cUPC®



Description	Code	C
4-way Type T/P coaxial valve trim	TPXTM46	\$ 660
4-way Type T/P 3/4" coaxial valve rough	R46	\$ 322
Hand shower rail	4844	\$ 349
20 cm (8") shower head	468	\$ 213
40 cm (16") shower arm	503	\$ 65
Body jet	390 (x4)	\$ 392
Elbow supply	710	\$ 52
Total		\$ 2053

Assembly #1546PXTM



cUPC®



Description	Code	C
4-way Type T/P coaxial valve trim	TPXTM46	\$ 660
4-way Type T/P 3/4" coaxial valve rough	R46	\$ 322
Hand shower rail	4844(x2)	\$ 698
20 cm (8") shower head	468 (x2)	\$ 426
40 cm (16") shower arm	503 (x2)	\$ 130
Elbow supply	710 (x2)	\$ 104
Total		\$ 2340

Other components available in *Bath and Shower Components* section.

Paradox



Suggested assemblies

Assembly #783PXTM



cUPC®

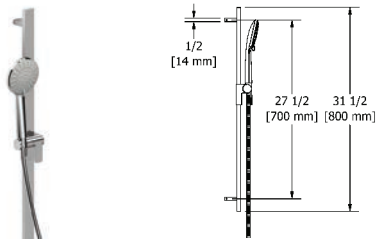


Description	Code	C
4-way Type T/P 3/4" coaxial complete valve	PXTM83	\$ 1091
Hand shower rail	4844(x2)	\$ 698
30 cm (12") shower head	472	\$ 392
40 cm (16") shower arm	503	\$ 65
Spin tile body jet	369 ⁴ (x4)	\$ 932
Elbow supply with shut-off valve	790 (x2)	\$ 242
Total		\$ 3420

4. These items must be ordered at the same time as the valve rough

Bath and shower components

Hand shower rail

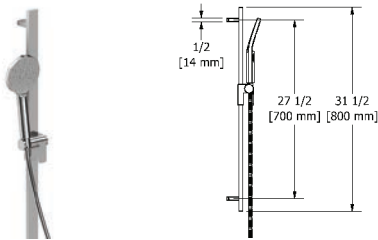


cUPC®

- Easy-Glide left cursor
- 4363, 3-jet hand shower with pause
- Scale-free
- 150 cm (59") double interlock flexible hose, **swivel** and 2 check valves
- Rectangular slide bar
- **7.6 L/min, 2.0 gpm (US) 60psi**

Code	Finish	Price
4843C	Chrome	\$ 338

Hand shower rail

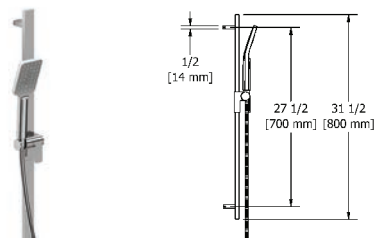


cUPC®

- Easy-Glide left cursor
- 4364, 2-jet hand shower
- Scale-free
- 150 cm (59") double interlock flexible hose, **swivel** and 2 check valves
- Rectangular slide bar
- **7.6 L/min, 2.0 gpm (US) 60psi**

Code	Finish	Price
4844C	Chrome	\$ 349

Hand shower rail

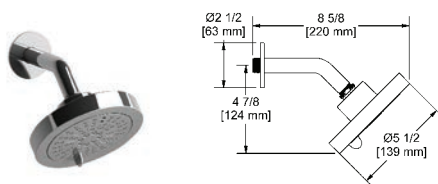


cUPC®

- Easy-Glide left cursor
- 4365, 2-jet hand shower
- Scale-free
- 150 cm (59") double interlock flexible hose, **swivel** and 2 check valves
- Rectangular slide bar
- **7.6 L/min, 2.0 gpm (US) 60psi**

Code	Finish	Price
4845C	Chrome	\$ 349

2-jet shower head with arm

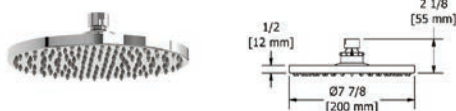


cUPC®

- Six positions
- 2 jets: luxurious, invigorating
- Shower arm with round flange
- Scale-free
- **Swivel**
- **7.6 L/min, 2.0 gpm (US) 60psi**

Code	Finish	Price
366C	Chrome	\$ 130

8" shower head

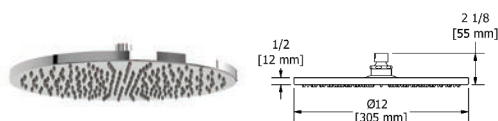


cUPC®

- 1/2" inlet female
- **Swivel**
- Scale-free
- **7.6 L/min, 2.0 gpm (US) 60psi**

Code	Finish	Price
468C	Chrome	\$ 213

12" shower head



cUPC®

- 1/2" inlet female
- **Swivel**
- Scale-free
- **7.6 L/min, 2.0 gpm (US) 60psi**

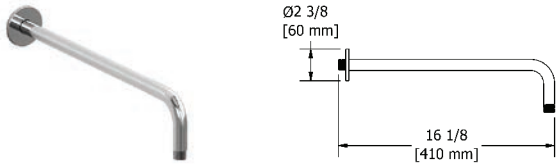
Code	Finish	Price
472C	Chrome	\$ 392

Paradox



Bath and shower components

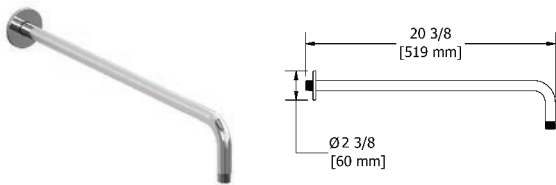
16" shower arm



- 1/2" inlet male NPT
- Round flange

Code	Finish	Price
503C	Chrome	\$ 65

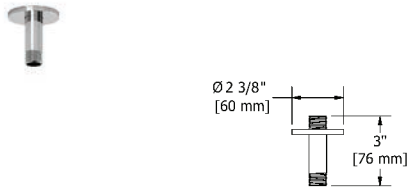
20" shower arm



- 1/2" inlet male NPT
- Round flange

Code	Finish	Price
513C	Chrome	\$ 82

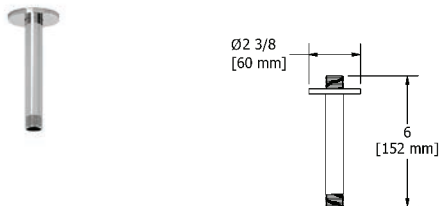
3" vertical shower arm



- 1/2" inlet male NPT
- Round flange

Code	Finish	Price
509C	Chrome	\$ 28

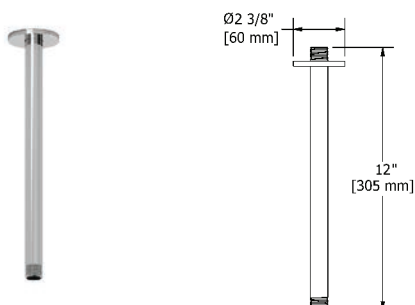
6" vertical shower arm



- 1/2" inlet male NPT
- Round flange

Code	Finish	Price
508C	Chrome	\$ 32

12" vertical shower arm



- 1/2" inlet male NPT
- Round flange

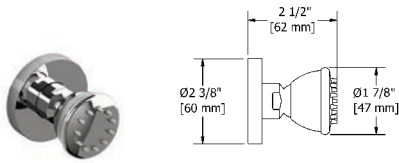
Code	Finish	Price
507C	Chrome	\$ 54

Paradox



Bath and shower components

Directional body jet




cUPC®

- 1/2" inlet female NPT
- Scale-free
- Directional
- 2 to 6 L/min, 0.5 to 1.6 gpm (US) 60psi

Code	Finish	Price
390C	Chrome	\$ 98

2-jet directional tile body jet




cUPC®

- 1/2" inlet male NPT
- 2-jet
- Scale-free
- Directional
- 6.2 L/min, 1.6 gpm (US) 60psi

Code	Finish	Price
324C	Chrome	\$ 108

Spin tile body jet



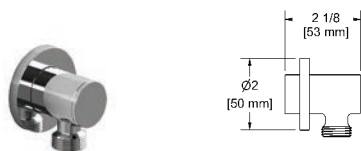
cUPC®

- 1/2" inlet male NPT
- Rotating jet
- Special rough included
- 3.7 L/min, 1 gpm (US) 60psi

* Must be ordered at the same time as the valve rough

Code	Finish	Price
369C	Chrome	\$ 233

Elbow supply

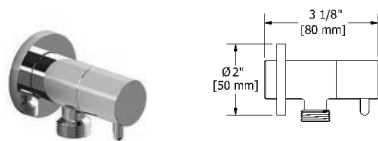


cUPC®

- 1/2" inlet female NPT
- 1/2" outlet male
- Adjustable depth

Code	Finish	Price
710C	Chrome	\$ 52

Elbow supply with shut-off valve

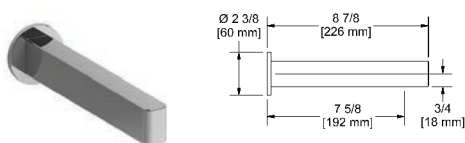


cUPC®

- 1/2" inlet female NPT
- 1/2" outlet male
- Ceramic cartridge
- Adjustable depth

Code	Finish	Price
790C	Chrome	\$ 121

Wall-mount tub spout



cUPC®



- 1/2" copper slip fit inlet
- Brass

Code	Finish	Price
PXTM80C	Chrome	\$ 241

Paradox



Type P (pressure balance) valve

Type P (pressure balance) rough and trim



cUPC®

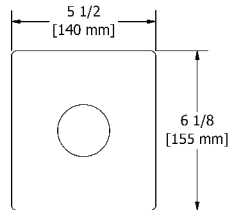
• ROUGH ONLY

Code	Description	Price
R51	Male NPT or sweat	\$ 121
R51-SPEX	PEX connections	\$ 121
R51-EX	EXPANSION PEX connections	\$ 121

• TRIM ONLY

Code	Finish	Price
TPXTQ51C	Chrome	\$ 190

Type P (pressure balance) complete valve



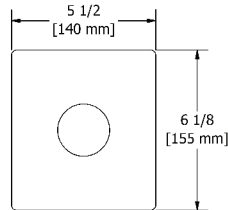
cUPC®



- 1/2" inlet male NPT or sweat
- 1/2" outlet male NPT or sweat
- Ceramic cartridge and balancing spool with check valves
- Service valves
- Double action: flow and temperature control
- 22 L/min, 5.8 gpm (US) 60psi

Code	Finish	Price
PXTQ51C	Chrome	\$ 311

Type P (pressure balance) complete valve PEX



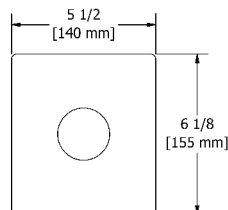
cUPC®



- 1/2" inlet PEX
- 1/2" shower outlet PEX
- 3/4" bath outlet PEX or 1/2" sweat
- Ceramic cartridge and balancing spool with check valves
- Service valves
- Double action: flow and temperature control
- 22 L/min, 5.8 gpm (US) 60psi

Code	Finish	Price
PXTQ51C-SPEX	Chrome	\$ 311

Type P (pressure balance) complete valve EXPANSION PEX



cUPC®



- 1/2" inlet EXPANSION PEX
- 1/2" shower outlet EXPANSION PEX
- 3/4" bath outlet EXPANSION PEX or 1/2" sweat
- Ceramic cartridge and balancing spool with check valves
- Service valves
- Double action: flow and temperature control
- 22 L/min, 5.8 gpm (US) 60psi

Code	Finish	Price
PXTQ51C-EX	Chrome	\$ 311

Connection examples



-SPEX

-EX

2-way Type T/P (thermostatic/pressure balance) coaxial valve

2-way Type T/P (thermostatic/pressure balance) coaxial valve rough and trim



cUPC®

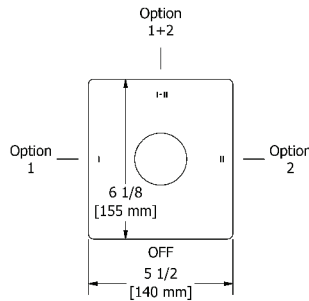
•ROUGH ONLY

Code	Description	Price
R23	Male NPT or sweat	\$ 151
R23-SPEX	PEX connections	\$ 151
R23-EX	EXPANSION PEX connections	\$ 151

•TRIM ONLY

Code	Finish	Price
TPXTQ23C	Chrome	\$ 351

2-way Type T/P (thermostatic/pressure balance) coaxial complete valve



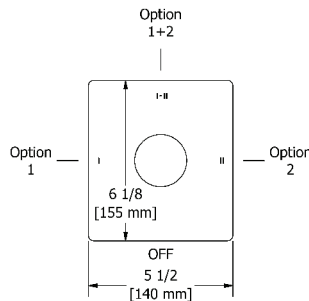
cUPC®



- 1/2" inlet male NPT or sweat
- Two 1/2" outlets male NPT or sweat
- Thermostatic/pressure balance coaxial cartridge with check valves
- 4 positions (OFF, 1, 1 and 2, 2)
- Service valves
- 24 L/min, 6.3 gpm (US) 60psi

Code	Finish	Price
PXTQ23C	Chrome	\$ 502

2-way Type T/P (thermostatic/pressure balance) coaxial complete valve PEX



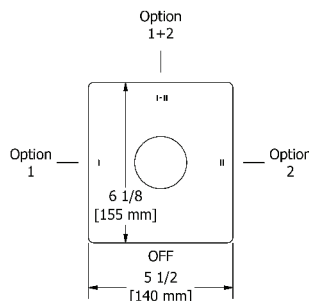
cUPC®



- 1/2" inlet PEX
- Two 1/2" outlets PEX
- Thermostatic/pressure balance coaxial cartridge with check valves
- 4 positions (OFF, 1, 1 and 2, 2)
- Service valves
- 24 L/min, 6.3 gpm (US) 60psi

Code	Finish	Price
PXTQ23C-SPEX	Chrome	\$ 502

2-way Type T/P (thermostatic/pressure balance) coaxial complete valve EXPANSION PEX



cUPC®



- 1/2" inlet EXPANSION PEX
- Two 1/2" outlets EXPANSION PEX
- Thermostatic/pressure balance coaxial cartridge with check valves
- 4 positions (OFF, 1, 1 and 2, 2)
- Service valves
- 24 L/min, 6.3 gpm (US) 60psi

Code	Finish	Price
PXTQ23C-EX	Chrome	\$ 502

Connection examples



-SPEX



-EX

Paradox



3-way Type T/P (thermostatic/pressure balance) coaxial valve

3-way Type T/P (thermostatic/pressure balance) coaxial valve rough and trim



cUPC®

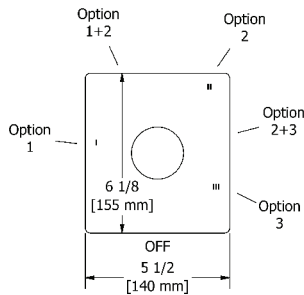
• ROUGH ONLY

Code	Description	Price
R45	Male NPT or sweat	\$ 211
R45-SPEX	PEX connections	\$ 211
R45-EX	EXPANSION PEX connections	\$ 211

• TRIM ONLY

Code	Finish	Price
TPXTQ45C	Chrome	\$ 334

3-way Type T/P (thermostatic/pressure balance) coaxial complete valve



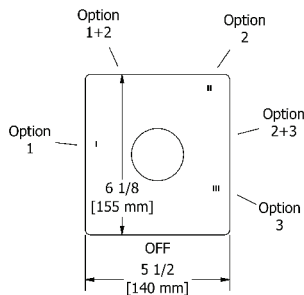
cUPC®



- 1/2" inlet male NPT or sweat
- Three 1/2" outlets male NPT or sweat
- Thermostatic/pressure balance coaxial cartridge with check valves
- 6 positions (OFF, 1, 1 and 2, 2, 2 and 3, 3)
- Service valves
- 24 L/min, 6.3 gpm (US) 60psi

Code	Finish	Price
PXTQ45C	Chrome	\$ 545

3-way Type T/P (thermostatic/pressure balance) coaxial complete valve PEX



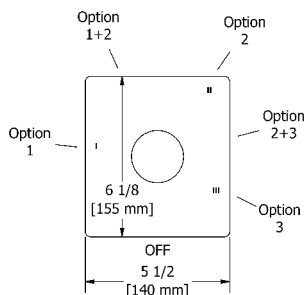
cUPC®



- 1/2" inlet PEX
- Three 1/2" outlets PEX
- Thermostatic/pressure balance coaxial cartridge with check valves
- 6 positions (OFF, 1, 1 and 2, 2, 2 and 3, 3)
- Service valves
- 24 L/min, 6.3 gpm (US) 60psi

Code	Finish	Price
PXTQ45C-SPEX	Chrome	\$ 545

3-way Type T/P (thermostatic/pressure balance) coaxial complete valve EXPANSION PEX



cUPC®



- 1/2" inlet EXPANSION PEX
- Three 1/2" outlets EXPANSION PEX
- Thermostatic/pressure balance coaxial cartridge with check valves
- 6 positions (OFF, 1, 1 and 2, 2, 2 and 3, 3)
- Service valves
- 24 L/min, 6.3 gpm (US) 60psi

Code	Finish	Price
PXTQ45C-EX	Chrome	\$ 545

Connection examples





-SPEX



-EX

4-way Type T/P (thermostatic/pressure balance) 3/4" coaxial valve rough and trim



cUPC®

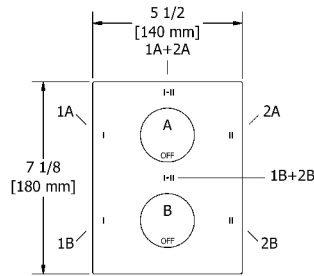

•ROUGH ONLY

Code	Description	Price
R46	3/4" inlet male NPT	\$ 322

•TRIM ONLY

Code	Finish	Price
TPXTQ46C	Chrome	\$ 660

4-way Type T/P (thermostatic/pressure balance) 3/4" coaxial complete valve



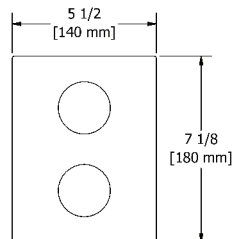
cUPC®



- 3/4" inlet male NPT
- Must be supplied with minimum 3/4" PEX, 3/4" EXPANSION PEX or 1/2" copper
- Four 1/2" outlets female NPT
- 4 integrated volume controls
- **2 different temperatures**
- 2 thermo/pressure balance coaxial cartridges with check valves

Code	Finish	Price
PXTQ46C	Chrome	\$ 982

3/4" high performance Type T/P (thermostatic/pressure balance) coaxial complete valve



cUPC®

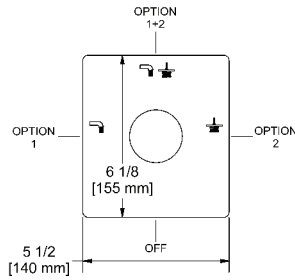


- 3/4" inlet male NPT, dedicated main water supply required
- Four outlets: two 1/2" outlets male NPT and two 3/4" outlets male NPT or 1/2" female NPT
- 2 thermo/pressure balance coaxial cartridges with check valves
- 2 integrated volume controls
- **2 different temperatures**
- 3/4" inlet male NPT / Stop valves
- Service valves
- **76 L/min, 20 gpm (US) 60psi**

Code	Finish	Price
PXTQ83C	Chrome	\$ 1091

Valve plate with pictogram options

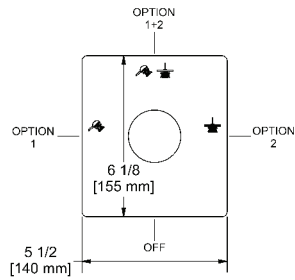
Tub spout and shower head pictograms (2-way coaxial valves)



• Pictograms engraving: Tub spout, shower head and shared function

Code	Finish	Price
PLTQ023C	Chrome	\$ 42

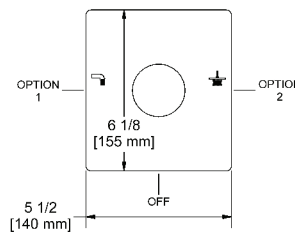
Hand shower and shower head pictograms (2-way coaxial valves)



• Pictograms engraving: Hand shower, shower head and shared function

Code	Finish	Price
PLTQ123C	Chrome	\$ 42

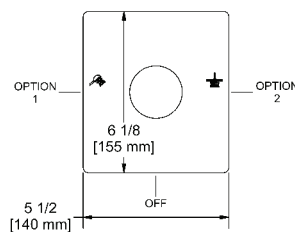
Tub spout and hand shower pictograms (2-way coaxial valves)



• Pictograms engraving: Tub spout and shower head

Code	Finish	Price
PLTQ044C	Chrome	\$ 42

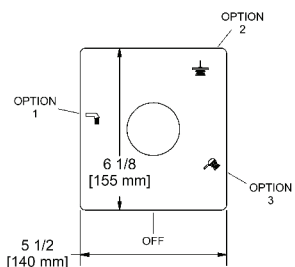
Hand shower and shower head pictograms (2-ways coaxial valves)



• Pictograms engraving: Hand shower and shower head

Code	Finish	Price
PLTQ144C	Chrome	\$ 42

Tub spout, shower head and hand shower pictograms (3-way coaxial valves)



• Pictograms engraving: Tub spout, shower head and hand shower

Code	Finish	Price
PLTQ045C	Chrome	\$ 42

Paradox



Suggested assemblies

Assembly #54PXTQ




UPC®



Description	Code	C
Type P valve trim	TPXTQ51	\$ 190
Type P valve rough	R51 ¹	\$ 121
Hand shower rail	4845	\$ 349
Elbow supply	774	\$ 46
Total		\$ 706

1. Add -SPEX for PEX connection and -EX for Expansion PEX connection

Assembly #4744PXTQ



UPC®



Description	Code	C
2-way no share Type T/P coaxial valve trim	TPXTQ44	\$ 351
2-way Type T/P coaxial valve rough	R23 ¹	\$ 151
2-jet shower head with arm	343	\$ 141
Wall-mount tub spout	PXTQ80	\$ 241
Total		\$ 884

1. Add -SPEX for PEX connection and -EX for Expansion PEX connection

Paradox



Suggested assemblies

Assembly #323PXTQ



UPC®

Description	Code	C
2-way Type T/P coaxial valve trim	TPXTQ23	\$ 351
2-way Type T/P coaxial valve rough	R23 ¹	\$ 151
Hand shower rail	4845	\$ 349
20 cm (8") shower head	488	\$ 229
40 cm (16") square shower arm	543	\$ 150
Elbow supply	774	\$ 46
Total		\$ 1276

1. Add -SPEX for PEX connection and -EX for Expansion PEX connection

Assembly #1345PXTQ



UPC®

Description	Code	C
3-way Type T/P coaxial valve trim	TPXTQ45	\$ 334
3-way Type T/P coaxial valve rough	R45 ¹	\$ 211
Hand shower rail	4845	\$ 349
20 cm (8") shower head	488	\$ 229
50 cm (20") square shower arm	547	\$ 167
Elbow supply	774	\$ 46
Wall-mount tub spout	PXTQ80	\$ 241
Total		\$ 1577

1. Add -SPEX for PEX connection and -EX for Expansion PEX connection

Other components available in *Bath and Shower Components* section.

Paradox



Suggested assemblies

Assembly #446PXTQ



cUPC®



Description	Code	C
4-way Type T/P coaxial valve trim	TPXTQ46	\$ 660
4-way Type T/P 3/4" coaxial valve rough	R46	\$ 322
Hand shower rail	4845	\$ 349
20 cm (8") shower head	488	\$ 229
40 cm (16") square shower arm	543	\$ 150
Body jet	350 (x4)	\$ 440
Elbow supply	774	\$ 46
Total		\$ 2196

Assembly #1546PXTQ



cUPC®



Description	Code	C
4-way Type T/P coaxial valve trim	TPXTQ46	\$ 660
4-way Type T/P 3/4" coaxial valve rough	R46	\$ 322
Hand shower rail	4845(x2)	\$ 698
20 cm (8") shower head	488 (x2)	\$ 458
40 cm (16") square shower arm	543 (x2)	\$ 300
Elbow supply	774 (x2)	\$ 92
Total		\$ 2530

Other components available in *Bath and Shower Components* section.

Paradox



Suggested assemblies

Assembly #783PXTQ



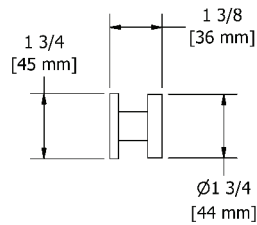
cUPC®



Description	Code	C
4-way Type T/P ¾" coaxial complete valve	PXTQ83	\$ 1091
Hand shower rail	4845(x2)	\$ 698
30 cm (12") shower head	492	\$ 467
40 cm (16") square shower arm	543	\$ 150
Spin tile body jet	349 ⁴ (x4)	\$ 932
Elbow supply with shut-off valve	744 (x2)	\$ 230
Total		\$ 3568

4. These items must be ordered at the same time as the valve rough

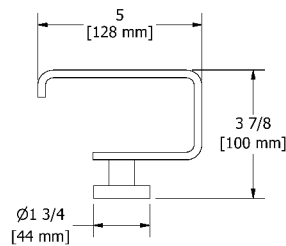
Robe hook



- 2 anchor points

Code	Finish	Price
PX0C	Chrome	\$ 57

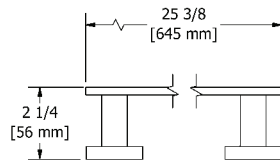
Paper holder



- 2 anchor points

Code	Finish	Price
PX3C	Chrome	\$ 80

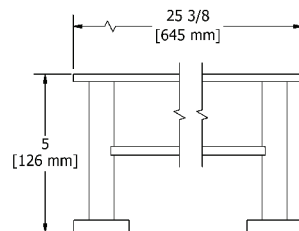
24" towel bar



- 2 anchor points

Code	Finish	Price
PX5C	Chrome	\$ 166

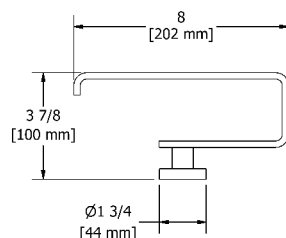
24" double towel bar



- 2 anchor points

Code	Finish	Price
PX6C	Chrome	\$ 278

Towel ring



- 2 anchor points

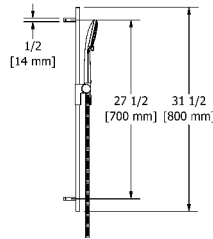
Code	Finish	Price
PX7C	Chrome	\$ 96

Paradox



Bath and shower components

Hand shower rail

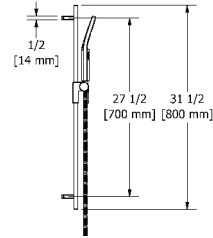


cUPC®

- Easy-Glide left cursor
- 4363, 3-jet hand shower with pause
- Scale-free
- 150 cm (59") double interlock flexible hose, **swivel** and 2 check valves
- Rectangular slide bar
- **7.6 L/min, 2.0 gpm (US) 60psi**

Code	Finish	Price
4843C	Chrome	\$ 338

Hand shower rail

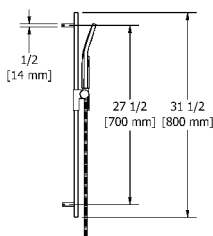


cUPC®

- Easy-Glide left cursor
- 4364, 2-jet hand shower
- Scale-free
- 150 cm (59") double interlock flexible hose, **swivel** and 2 check valves
- Rectangular slide bar
- **7.6 L/min, 2.0 gpm (US) 60psi**

Code	Finish	Price
4844C	Chrome	\$ 349

Hand shower rail

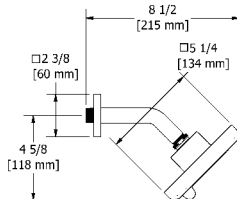


cUPC®

- Easy-Glide left cursor
- 4365, 2-jet hand shower
- Scale-free
- 150 cm (59") double interlock flexible hose, **swivel** and 2 check valves
- Rectangular slide bar
- **7.6 L/min, 2.0 gpm (US) 60psi**

Code	Finish	Price
4845C	Chrome	\$ 349

2-jet shower head with arm

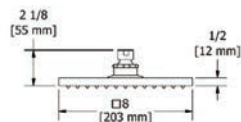


cUPC®

- Six positions
- 2 jets: luxurious, invigorating
- Shower arm with square flange
- Scale-free
- **Swivel**
- **7.6 L/min, 2.0 gpm (US) 60psi**

Code	Finish	Price
343C	Chrome	\$ 141

8" shower head

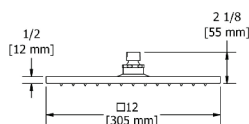


cUPC®

- 1/2" inlet female
- **Swivel**
- Scale-free
- **7.6 L/min, 2.0 gpm (US) 60psi**

Code	Finish	Price
488C	Chrome	\$ 229

12" shower head



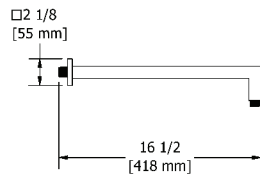
cUPC®

- 1/2" inlet female
- **Swivel**
- Scale-free
- **7.6 L/min, 2.0 gpm (US) 60psi**

Code	Finish	Price
492C	Chrome	\$ 467

Bath and shower components

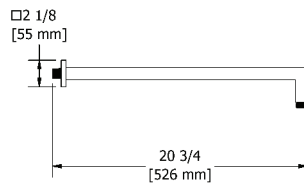
16" square shower arm



- 1/2" inlet male NPT
- Square flange

Code	Finish	Price
543C	Chrome	\$ 150

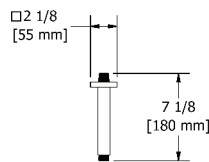
20" square shower arm



- 1/2" inlet male NPT
- Square flange

Code	Finish	Price
547C	Chrome	\$ 167

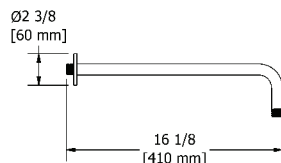
6" vertical square shower arm



- 1/2" inlet male NPT
- Square flange with set screw

Code	Finish	Price
548C	Chrome	\$ 93

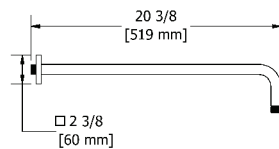
16" shower arm



- 1/2" inlet male NPT
- Square flange with set screw

Code	Finish	Price
560C	Chrome	\$ 88

20" shower arm

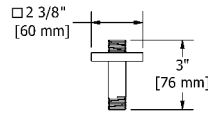


- 1/2" inlet male NPT
- Square flange with set screw

Code	Finish	Price
533C	Chrome	\$ 97

Bath and shower components

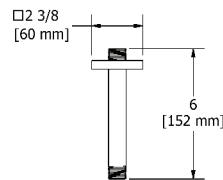
3" vertical shower arm



- 1/2" inlet male NPT
- Square flange with set screw

Code	Finish	Price
519C	Chrome	\$ 49

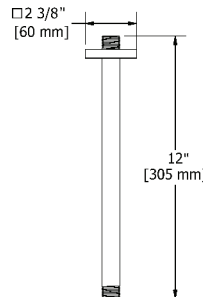
6" vertical shower arm



- 1/2" inlet male NPT
- Square flange with set screw

Code	Finish	Price
518C	Chrome	\$ 54

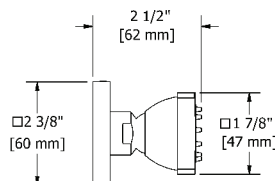
12" vertical shower arm



- 1/2" inlet male NPT
- Square flange with set screw

Code	Finish	Price
517C	Chrome	\$ 68

Directional body jet

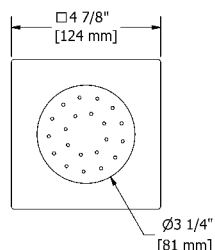


cUPC®

- 1/2" inlet female NPT
- Scale-free
- Directional
- 2 to 6 L/min, 0.5 to 1.6 gpm (US) 60psi

Code	Finish	Price
350C	Chrome	\$ 110

Directional tile body jet



cUPC®

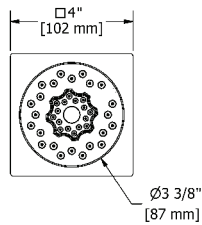
- 1/2" inlet male NPT
- Scale-free
- Directional
- **Special rough included**
- 4.5 L/min, 1.2 gpm (US) 60psi

* Must be ordered at the same time as the valve rough

Code	Finish	Price
340C	Chrome	\$ 233

Bath and shower components

2-jet directional tile body jet

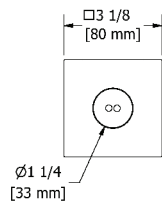


cUPC®

- 1/2" inlet male NPT
- 2-jet
- Scale-free
- Directional
- 6.2 L/min, 1.6 gpm (US) 60psi

Code	Finish	Price
344C	Chrome	\$ 108

Spin tile body jet



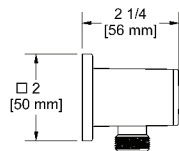
cUPC®

- 1/2" inlet male NPT
- Rotating jet
- Special rough included
- 3.7 L/min, 1 gpm (US) 60psi

* Must be ordered at the same time as the valve rough

Code	Finish	Price
349C	Chrome	\$ 233

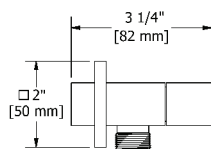
Elbow supply



- 1/2" inlet female NPT
- 1/2" outlet male
- Adjustable depth

Code	Finish	Price
774C	Chrome	\$ 46

Elbow supply with shut-off valve

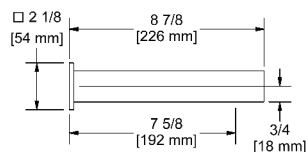


cUPC®

- 1/2" inlet female NPT
- 1/2" outlet male
- Ceramic cartridge
- Adjustable depth

Code	Finish	Price
744C	Chrome	\$ 115

Wall-mount tub spout



cUPC®

- 1/2" copper slip fit inlet
- Brass

Code	Finish	Price
PXTQ80C	Chrome	\$ 241



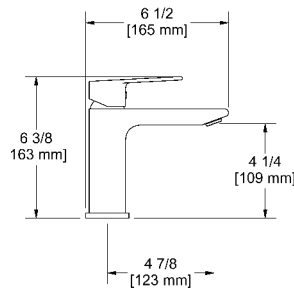
FRESK

BATHROOMS

FRESK



Single hole lavatory faucet



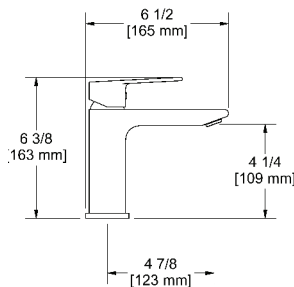
cUPC®



- 3/8" speedway compression
- Ceramic cartridge
- Push drain
- 5.7 L/min, 1.5 gpm (US) 60psi

Code	Finish	Price
FRS01C	Chrome	\$ 327
FRS01BN	Brushed nickel (PVD)	\$ 403

Single hole lavatory faucet



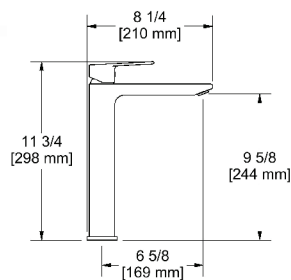
cUPC®



- 3/8" speedway compression
- Ceramic cartridge
- No drain
- 5.7 L/min, 1.5 gpm (US) 60psi

Code	Finish	Price
FRS00C	Chrome	\$ 305
FRS00BN	Brushed nickel (PVD)	\$ 382

Single hole lavatory faucet



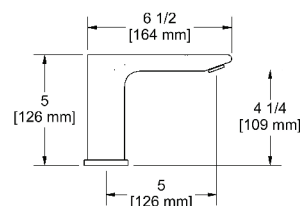
cUPC®



- 3/8" speedway compression
- Ceramic cartridge
- No drain
- 5.7 L/min, 1.5 gpm (US) 60psi

Code	Finish	Price
FRL01C	Chrome	\$ 469
FRL01BN	Brushed nickel (PVD)	\$ 578

8" lavatory faucet



cUPC®

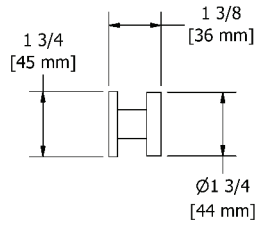


- 3/8" speedway compression
- Ceramic cartridge
- Push drain
- 5.7 L/min, 1.5 gpm (US) 60psi

Code	Finish	Price
FR08C	Chrome	\$ 476
FR08BN	Brushed nickel (PVD)	\$ 593

Paradox accessories (for more accessories color options, please refer to the accessories section)

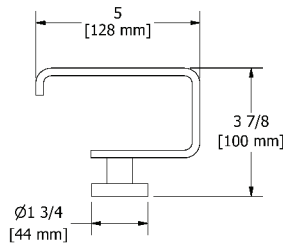
Robe hook



• 2 anchor points

Code	Finish	Price
PX0C	Chrome	\$ 57

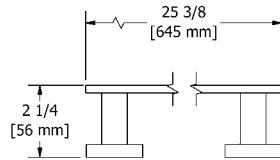
Paper holder



• 2 anchor points

Code	Finish	Price
PX3C	Chrome	\$ 80

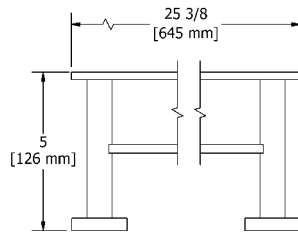
24" towel bar



• 2 anchor points

Code	Finish	Price
PX5C	Chrome	\$ 166

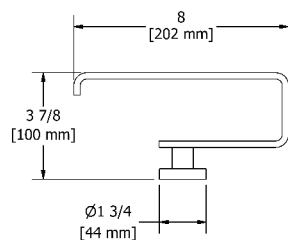
24" double towel bar



• 2 anchor points

Code	Finish	Price
PX6C	Chrome	\$ 278

Towel ring



• 2 anchor points

Code	Finish	Price
PX7C	Chrome	\$ 96



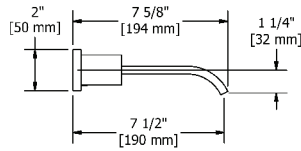
PROFILE

BATHROOMS

PROFILE



8" wall-mount lavatory faucet



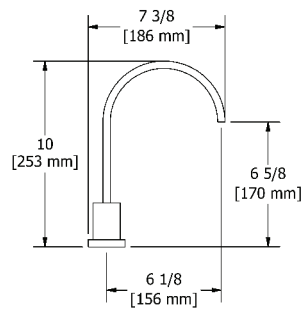
cUPC®



- 1/2" inlet female NPT
- Ceramic cartridge
- No drain
- 5.7 L/min, 1.5 gpm (US) 60psi

Code	Finish	Price
PFTQ03TC	Chrome	\$ 676

8" lavatory faucet



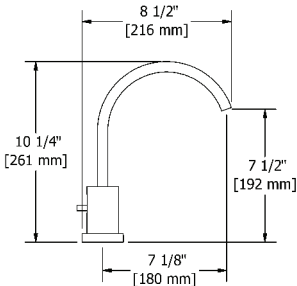
cUPC®



- 3/8" speedway compression
- Ceramic cartridge
- Push drain
- 5.7 L/min, 1.5 gpm (US) 60psi

Code	Finish	Price
PFTQ08TC	Chrome	\$ 550

4-piece deck-mount tub filler with hand shower



cUPC®



- 1/2" inlet male
- Ceramic cartridge
- 1-jet hand shower/scale-free
- 41.5 L/min, 11 gpm (US) 60psi

Code	Finish	Price
PFTQ12TC	Chrome	\$ 730

4-piece bidet faucet with integrated vacuum breaker



cUPC®



- 1/2" inlet male NPT
- Integrated vacuum breaker
- Ceramic cartridge
- Jet
- Pop-up drain

Code	Finish	Price
PFTQ09TC	Chrome	\$ 763

Profile



Type P (pressure balance) valve

Type P (pressure balance) rough and trim



cUPC®

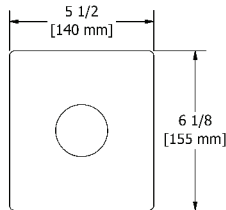
• ROUGH ONLY

Code	Description	Price
R51	Male NPT or sweat	\$ 121
R51-SPEX	PEX connections	\$ 121
R51-EX	EXPANSION PEX connections	\$ 121

• TRIM ONLY

Code	Finish	Price
TPFTQ51C	Chrome	\$ 190

Type P (pressure balance) complete valve



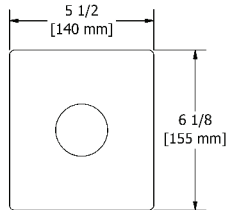
cUPC®



- 1/2" inlet male NPT or sweat
- 1/2" outlet male NPT or sweat
- Ceramic cartridge and balancing spool with check valves
- Service valves
- Double action: flow and temperature control
- 22 L/min, 5.8 gpm (US) 60psi

Code	Finish	Price
PFTQ51C	Chrome	\$ 311

Type P (pressure balance) complete valve PEX



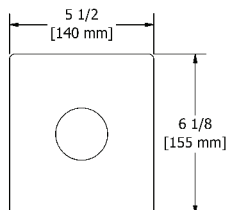
cUPC®



- 1/2" inlet PEX
- 1/2" shower outlet PEX
- 3/4" bath outlet PEX or 1/2" sweat
- Ceramic cartridge and balancing spool with check valves
- Service valves
- Double action: flow and temperature control
- 22 L/min, 5.8 gpm (US) 60psi

Code	Finish	Price
PFTQ51C-SPEX	Chrome	\$ 311

Type P (pressure balance) complete valve EXPANSION PEX



cUPC®



- 1/2" inlet EXPANSION PEX
- 1/2" shower outlet EXPANSION PEX
- 3/4" bath outlet EXPANSION PEX or 1/2" sweat
- Ceramic cartridge and balancing spool with check valves
- Service valves
- Double action: flow and temperature control
- 22 L/min, 5.8 gpm (US) 60psi

Code	Finish	Price
PFTQ51C-EX	Chrome	\$ 311

Connection examples



-SPEX

-EX

Profile



2-way Type T/P (thermostatic/pressure balance) coaxial valve

2-way Type T/P (thermostatic/pressure balance) coaxial valve rough and trim



cUPC®

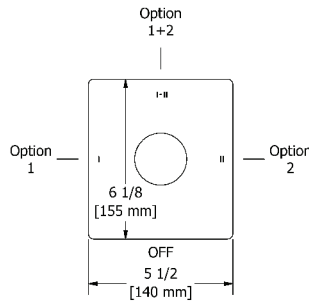
•ROUGH ONLY

Code	Description	Price
R23	Male NPT or sweat	\$ 151
R23-SPEX	PEX connections	\$ 151
R23-EX	EXPANSION PEX connections	\$ 151

•TRIM ONLY

Code	Finish	Price
TPFTQ23C	Chrome	\$ 351

2-way Type T/P (thermostatic/pressure balance) coaxial complete valve



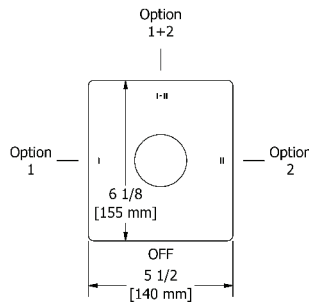
cUPC®



- 1/2" inlet male NPT or sweat
- Two 1/2" outlets male NPT or sweat
- Thermostatic/pressure balance coaxial cartridge with check valves
- 4 positions (OFF, 1, 1 and 2, 2)
- Service valves
- 24 L/min, 6.3 gpm (US) 60psi

Code	Finish	Price
PFTQ23C	Chrome	\$ 502

2-way Type T/P (thermostatic/pressure balance) coaxial complete valve PEX



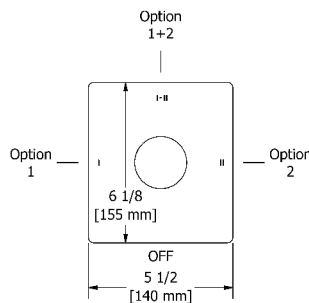
cUPC®



- 1/2" inlet PEX
- Two 1/2" outlets PEX
- Thermostatic/pressure balance coaxial cartridge with check valves
- 4 positions (OFF, 1, 1 and 2, 2)
- Service valves
- 24 L/min, 6.3 gpm (US) 60psi

Code	Finish	Price
PFTQ23C-SPEX	Chrome	\$ 502

2-way Type T/P (thermostatic/pressure balance) coaxial complete valve EXPANSION PEX



cUPC®



- 1/2" inlet EXPANSION PEX
- Two 1/2" outlets EXPANSION PEX
- Thermostatic/pressure balance coaxial cartridge with check valves
- 4 positions (OFF, 1, 1 and 2, 2)
- Service valves
- 24 L/min, 6.3 gpm (US) 60psi

Code	Finish	Price
PFTQ23C-EX	Chrome	\$ 502

Connection examples



-SPEX

-EX

Profile



3-way Type T/P (thermostatic/pressure balance) coaxial valve

3-way Type T/P (thermostatic/pressure balance) coaxial valve rough and trim



cUPC®

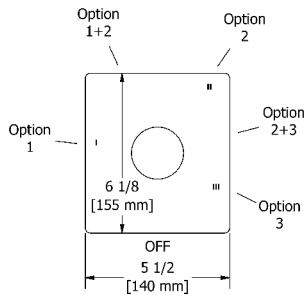
• ROUGH ONLY

Code	Description	Price
R45	Male NPT or sweat	\$ 211
R45-SPEX	PEX connections	\$ 211
R45-EX	EXPANSION PEX connections	\$ 211

• TRIM ONLY

Code	Finish	Price
TPFTQ45C	Chrome	\$ 334

3-way Type T/P (thermostatic/pressure balance) coaxial complete valve



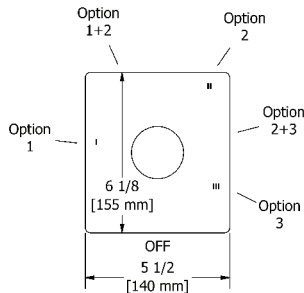
cUPC®



- 1/2" inlet male NPT or sweat
- Three 1/2" outlets male NPT or sweat
- Thermostatic/pressure balance coaxial cartridge with check valves
- 6 positions (OFF, 1, 1 and 2, 2, 2 and 3, 3)
- Service valves
- 24 L/min, 6.3 gpm (US) 60psi

Code	Finish	Price
PFTQ45C	Chrome	\$ 545

3-way Type T/P (thermostatic/pressure balance) coaxial complete valve PEX



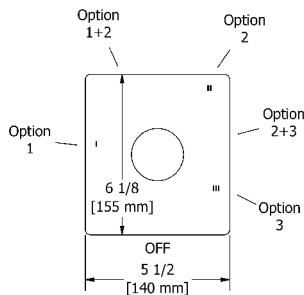
cUPC®



- 1/2" inlet PEX
- Three 1/2" outlets PEX
- Thermostatic/pressure balance coaxial cartridge with check valves
- 6 positions (OFF, 1, 1 and 2, 2, 2 and 3, 3)
- Service valves
- 24 L/min, 6.3 gpm (US) 60psi

Code	Finish	Price
PFTQ45C-SPEX	Chrome	\$ 545

3-way Type T/P (thermostatic/pressure balance) coaxial complete valve EXPANSION PEX



cUPC®



- 1/2" inlet EXPANSION PEX
- Three 1/2" outlets EXPANSION PEX
- Thermostatic/pressure balance coaxial cartridge with check valves
- 6 positions (OFF, 1, 1 and 2, 2, 2 and 3, 3)
- Service valves
- 24 L/min, 6.3 gpm (US) 60psi

Code	Finish	Price
PFTQ45C-EX	Chrome	\$ 545

Connection examples





-SPEX



-EX

4-way Type T/P (thermostatic/pressure balance) 3/4" coaxial valve rough and trim



cUPC®

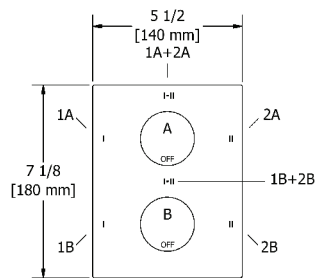

•ROUGH ONLY

Code	Description	Price
R46	3/4" inlet male NPT	\$ 322

•TRIM ONLY

Code	Finish	Price
TPFTQ46C	Chrome	\$ 660

4-way Type T/P (thermostatic/pressure balance) 3/4" coaxial complete valve

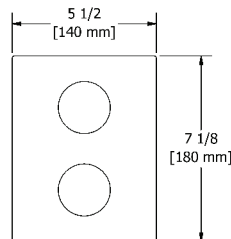



cUPC®

- 3/4" inlet male NPT
- Must be supplied with minimum 3/4" PEX, 3/4" EXPANSION PEX or 1/2" copper
- 4 integrated volume controls
- **2 different temperatures**
- 2 thermo/pressure balance coaxial cartridges with check valves
- Four 1/2" outlets female NPT
- Service valves
- **38 L/min, 10 gpm (US) 60psi**

Code	Finish	Price
PFTQ46C	Chrome	\$ 982

3/4" high performance Type T/P (thermostatic/pressure balance) coaxial complete valve



cUPC®



- 3/4" inlet male NPT, dedicated main water supply required
- 2 thermo/pressure balance coaxial cartridges with check valves
- 2 integrated volume controls
- **2 different temperatures**
- 4 outlets: two 1/2" outlets male NPT and two 3/4" outlets male NPT or 1/2" female NPT
- Service valves
- **76 L/min, 20 gpm (US) 60psi**

Code	Finish	Price
PFTQ83C	Chrome	\$ 1091

1/2" shut-off rough and trim



cUPC®

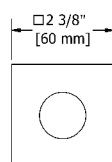
•ROUGH ONLY

Code	Description	Price
R20	—	\$ 93

•TRIM ONLY

Code	Finish	Price
TPFTQ20TC	Chrome	\$ 58

1/2" shut-off valve



cUPC®



- 1/2" inlet female NPT
- 1/2" ceramic cartridge

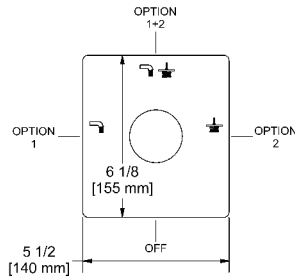
Code	Finish	Price
PFTQ20TC	Chrome	\$ 151

Profile



Valve plate with pictogram options

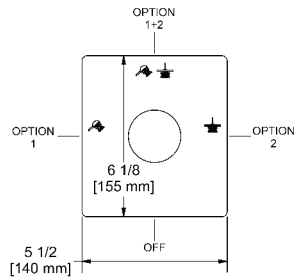
Tub spout and shower head pictograms (2-way coaxial valves)



• Pictograms engraving: Tub spout, shower head and shared function

Code	Finish	Price
PLTQ023C	Chrome	\$ 42

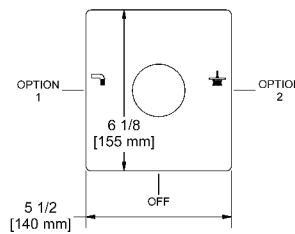
Hand shower and shower head pictograms (2-way coaxial valves)



• Pictograms engraving: Hand shower, shower head and shared function

Code	Finish	Price
PLTQ123C	Chrome	\$ 42

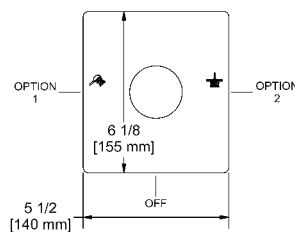
Tub spout and shower head pictograms (2-way coaxial valves)



• Pictograms engraving: Tub spout and shower head

Code	Finish	Price
PLTQ044C	Chrome	\$ 42

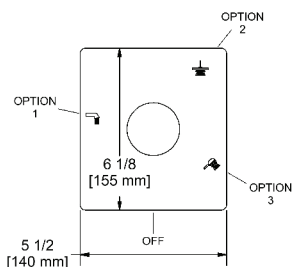
Hand shower and shower head pictograms (2-way coaxial valves)



• Pictograms engraving: Hand shower and shower head

Code	Finish	Price
PLTQ144C	Chrome	\$ 42

Tub spout, shower head and hand shower pictograms (3-way coaxial valves)



• Pictograms engraving: Tub spout, shower head and hand shower

Code	Finish	Price
PLTQ045C	Chrome	\$ 42

Profile



Suggested assemblies

Assembly #54PFTQ



UPC®



Description	Code	C
Type P valve trim	TPFTQ51	\$ 190
Type P valve rough	R51 ¹	\$ 121
Hand shower rail	4845	\$ 349
Elbow supply	720	\$ 57
Total		\$ 717

1. Add -SPEX for PEX connection and -EX for Expansion PEX connection

Assembly #4744PFTQ



UPC®



Description	Code	C
2-way no share Type T/P coaxial valve trim	TPFTQ44	\$ 351
2-way Type T/P coaxial valve rough	R23 ¹	\$ 151
2-jet shower head with arm	343	\$ 141
Wall-mount tub spout	847	\$ 108
Total		\$ 751

1. Add -SPEX for PEX connection and -EX for Expansion PEX connection

Profile



Suggested assemblies

Assembly #323PFTQ



UPC®



Description	Code	C
2-way Type T/P coaxial valve trim	TPFTQ23	\$ 351
2-way Type T/P coaxial valve rough	R23 ¹	\$ 151
Hand shower rail	4845	\$ 349
20 cm (8") shower head	488	\$ 229
40 cm (16") shower arm	560	\$ 88
Elbow supply	720	\$ 57
Total		\$ 1225

1. Add -SPEX for PEX connection and -EX for Expansion PEX connection

Assembly #1345PFTQ



UPC®



Description	Code	C
3-way Type T/P coaxial valve trim	TPFTQ45	\$ 334
3-way Type T/P coaxial valve rough	R45 ¹	\$ 211
Hand shower rail	4845	\$ 349
20 cm (8") shower head	488	\$ 229
50 cm (20") shower arm	533	\$ 97
Elbow supply	720	\$ 57
Wall-mount tub spout	847	\$ 108
Total		\$ 1385

1. Add -SPEX for PEX connection and -EX for Expansion PEX connection

Other components available in *Bath and Shower Components* section.

Profile



Suggested assemblies

Assembly #446PFTQ



Description	Code	C
4-way Type T/P coaxial valve trim	TPFTQ46	\$ 660
4-way Type T/P 3/4" coaxial valve rough	R46	\$ 322
Hand shower rail	4845	\$ 349
20 cm (8") shower head	488	\$ 229
40 cm (16") shower arm	560	\$ 88
Body jet	350 (x4)	\$ 440
Elbow supply	720	\$ 57
Total		\$ 2145

Assembly #1546PFTQ



Description	Code	C
4-way Type T/P coaxial valve trim	TPFTQ46	\$ 660
4-way Type T/P 3/4" coaxial valve rough	R46	\$ 322
Hand shower rail	4845(x2)	\$ 698
20 cm (8") shower head	488 (x2)	\$ 458
40 cm (16") shower arm	560 (x2)	\$ 176
Elbow supply	720 (x2)	\$ 114
Total		\$ 2428

Other components available in *Bath and Shower Components* section.

Profile

Suggested assemblies

Assembly #783PFTQ



UPC®



Description	Code	C
4-way Type T/P 3/4" coaxial complete valve	PFTQ83	\$ 1091
Hand shower rail	4845(x2)	\$ 698
30 cm (12") shower head	492	\$ 467
40 cm (16") shower arm	560	\$ 88
Spin tile body jet	349 ⁴ (x4)	\$ 932
Elbow supply with shut-off valve	760 (x2)	\$ 242
Total		\$ 3518

4. These items must be ordered at the same time as the valve rough

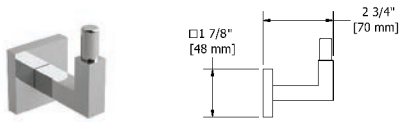
Other components available in *Bath and Shower Components* section.

Profile



KS accessories

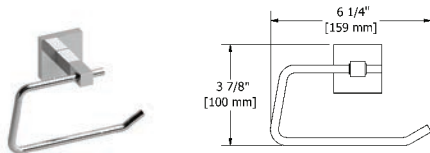
Robe hook



- 4 anchor points

Code	Finish	Price
KS0C	Chrome	\$ 61

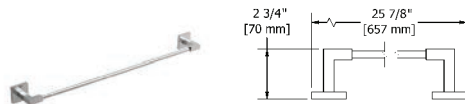
Paper holder



- 4 anchor points

Code	Finish	Price
KS3C	Chrome	\$ 84

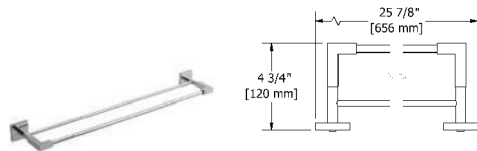
24" towel bar



- 4 anchor points

Code	Finish	Price
KS5C	Chrome	\$ 157

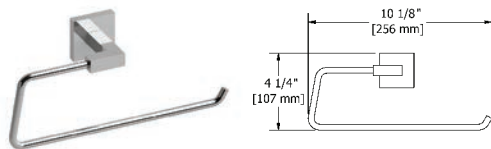
24" double towel bar



- 4 anchor points

Code	Finish	Price
KS6C	Chrome	\$ 241

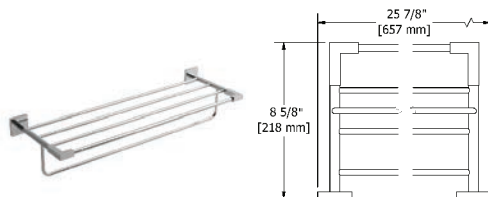
Towel ring



- 4 anchor points

Code	Finish	Price
KS7C	Chrome	\$ 88

24" towel bar with shelf



- 4 anchor points

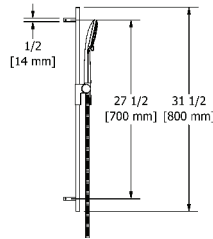
Code	Finish	Price
KS9C	Chrome	\$ 327

Profile



Bath and shower components

Hand shower rail

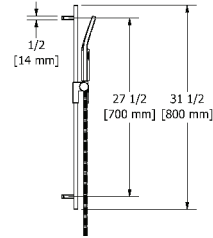


cUPC®

- Easy-Glide left cursor
- 4363, 3-jet hand shower with pause
- Scale-free
- 150 cm (59") double interlock flexible hose, **swivel** and 2 check valves
- Rectangular slide bar
- **7.6 L/min, 2.0 gpm (US) 60psi**

Code	Finish	Price
4843C	Chrome	\$ 338

Hand shower rail

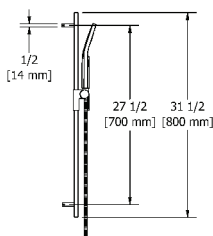


cUPC®

- Easy-Glide left cursor
- 4364, 2-jet hand shower
- Scale-free
- 150 cm (59") double interlock flexible hose, **swivel** and 2 check valves
- Rectangular slide bar
- **7.6 L/min, 2.0 gpm (US) 60psi**

Code	Finish	Price
4844C	Chrome	\$ 349

Hand shower rail

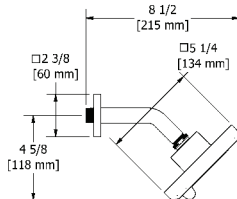


cUPC®

- Easy-Glide left cursor
- 4365, 2-jet hand shower
- Scale-free
- 150 cm (59") double interlock flexible hose, **swivel** and 2 check valves
- Rectangular slide bar
- **7.6 L/min, 2.0 gpm (US) 60psi**

Code	Finish	Price
4845C	Chrome	\$ 349

2-jet shower head with arm

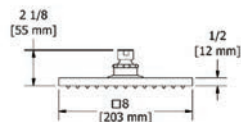


cUPC®

- Six positions
- 2 jets: luxurious, invigorating
- Shower arm with square flange
- Scale-free
- **Swivel**
- **7.6 L/min, 2.0 gpm (US) 60psi**

Code	Finish	Price
343C	Chrome	\$ 141

8" shower head

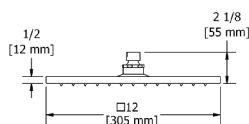


cUPC®

- 1/2" inlet female
- **Swivel**
- Scale-free
- **7.6 L/min, 2.0 gpm (US) 60psi**

Code	Finish	Price
488C	Chrome	\$ 229

12" shower head



cUPC®

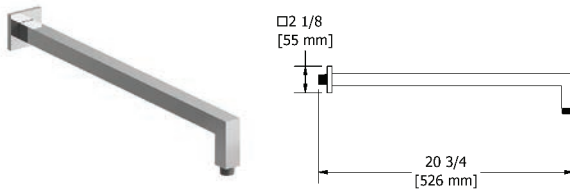
- 1/2" inlet female
- **Swivel**
- Scale-free
- **7.6 L/min, 2.0 gpm (US) 60psi**

Code	Finish	Price
492C	Chrome	\$ 467

Profile

Bath and shower components

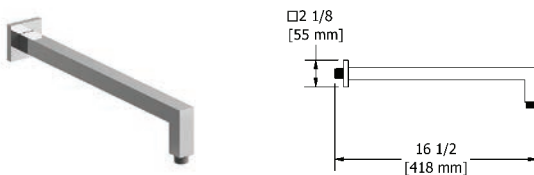
20" square shower arm



- 1/2" inlet male NPT
- Square flange

Code	Finish	Price
547C	Chrome	\$ 167

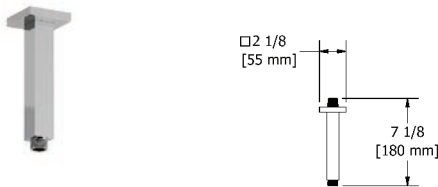
16" square shower arm



- 1/2" inlet male NPT
- Square flange

Code	Finish	Price
543C	Chrome	\$ 150

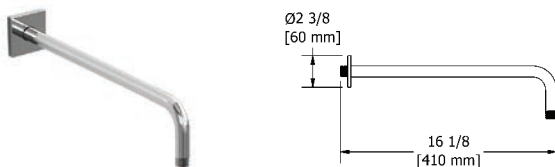
6" vertical square shower arm



- 1/2" inlet male NPT
- Square flange with set screw

Code	Finish	Price
548C	Chrome	\$ 93

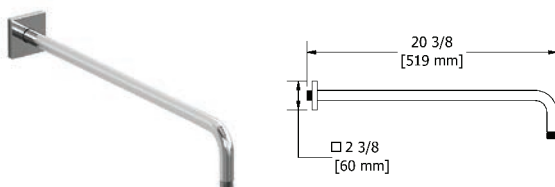
16" shower arm



- 1/2" inlet male NPT
- Square flange with set screw

Code	Finish	Price
560C	Chrome	\$ 88

20" shower arm



- 1/2" inlet male NPT
- Square flange with set screw

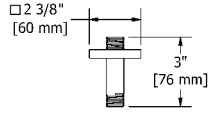
Code	Finish	Price
533C	Chrome	\$ 97

Profile



Bath and shower components

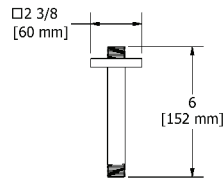
3" vertical shower arm



- 1/2" inlet male NPT
- Square flange with set screw

Code	Finish	Price
519C	Chrome	\$ 49

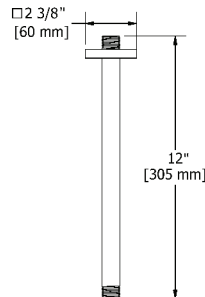
6" vertical shower arm



- 1/2" inlet male NPT
- Square flange with set screw

Code	Finish	Price
518C	Chrome	\$ 54

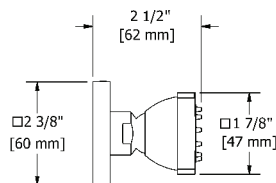
12" vertical shower arm



- 1/2" inlet male NPT
- Square flange with set screw

Code	Finish	Price
517C	Chrome	\$ 68

Directional body jet

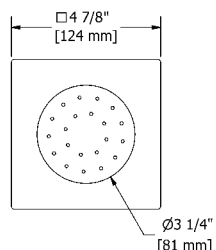


cUPC®

- 1/2" inlet female NPT
- Scale-free
- Directional
- 2 to 6 L/min, 0.5 to 1.6 gpm (US) 60psi

Code	Finish	Price
350C	Chrome	\$ 110

Directional tile body jet



cUPC®

- 1/2" inlet male NPT
- Directional and scale free
- **Special rough included**
- 4.5 L/min, 1.2 gpm (US) 60psi

* Must be ordered at the same time as the valve rough

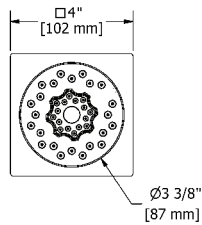
Code	Finish	Price
340C	Chrome	\$ 233

Profile



Bath and shower components

2-jet directional tile body jet

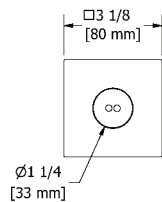


cUPC®

- 1/2" inlet male NPT
- 2-jet
- Scale-free
- Directional
- 6.2 L/min, 1.6 gpm (US) 60psi

Code	Finish	Price
344C	Chrome	\$ 108

Spin tile body jet



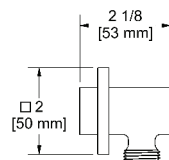
cUPC®

- 1/2" inlet male NPT
- Rotating jet
- Special rough included
- 3.7 L/min, 1 gpm (US) 60psi

* Must be ordered at the same time as the valve rough

Code	Finish	Price
349C	Chrome	\$ 233

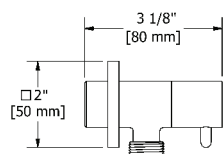
Elbow supply



- 1/2" inlet female NPT
- 1/2" outlet male
- Adjustable depth

Code	Finish	Price
720C	Chrome	\$ 57

Elbow supply with shut-off valve

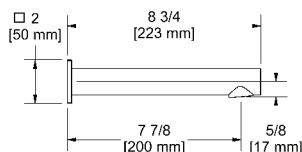


cUPC®

- 1/2" inlet female NPT
- 1/2" outlet male
- Ceramic cartridge
- Adjustable depth

Code	Finish	Price
760C	Chrome	\$ 121

Wall-mount tub spout



cUPC®

- 1/2" copper slip fit inlet
- Brass

Code	Finish	Price
847C	Chrome	\$ 108



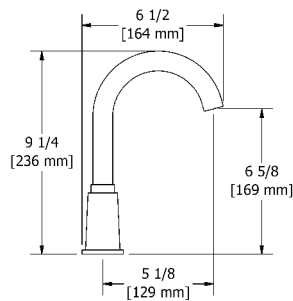
PALLACE

BATHROOMS

PALLACE



Single hole lavatory faucet



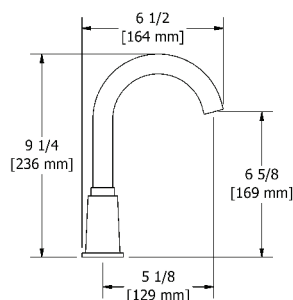
cUPC®



- 3/8" speedway compression
- Ceramic cartridge
- Push drain
- 5.7 L/min, 1.5 gpm (US) 60psi

Code	Finish	Price
PAS01C	Chrome	\$ 349
PAS01BN	Brushed nickel (PVD)	\$ 467
PAS01PN	Polished nickel (PVD)	\$ 467

Single hole lavatory faucet



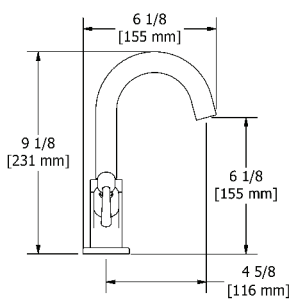
cUPC®



- 3/8" speedway compression
- Ceramic cartridge
- No drain
- 5.7 L/min, 1.5 gpm (US) 60psi

Code	Finish	Price
PAS00C	Chrome	\$ 328
PAS00BN	Brushed nickel (PVD)	\$ 428
PAS00PN	Polished nickel (PVD)	\$ 428

Single hole lavatory faucet



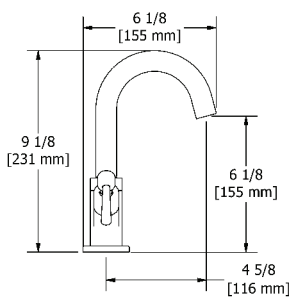
cUPC®



- 3/8" speedway compression
- Ceramic cartridge
- Swivel spout
- Push drain
- 5.7 L/min, 1.5 gpm (US) 60psi

Code	Finish	Price
PA01LC	Chrome	\$ 512

Single hole lavatory faucet



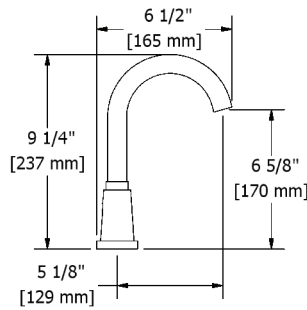
cUPC®



- 3/8" speedway compression
- Ceramic cartridge
- Swivel spout
- No drain
- 5.7 L/min, 1.5 gpm (US) 60psi

Code	Finish	Price
PA00LC	Chrome	\$ 490

8" lavatory faucet



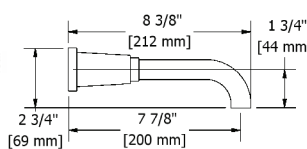
cUPC®



- 3/8" speedway compression
- Ceramic cartridge
- Push drain
- 5.7 L/min, 1.5 gpm (US) 60psi

Code	Finish	Price
PA08LC	Chrome	\$ 529
PA08LBN	Brushed nickel (PVD)	\$ 688
PA08LPN	Polished nickel (PVD)	\$ 688

8" wall-mount lavatory faucet



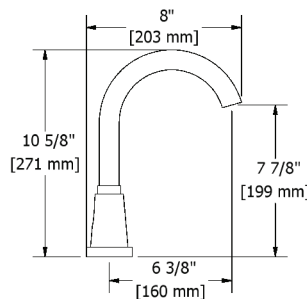
cUPC®



- 1/2" inlet female NPT
- Ceramic cartridge
- No drain
- 5.7 L/min, 1.5 gpm (US) 60psi

Code	Finish	Price
PA03LC	Chrome	\$ 654
PA03LBN	Brushed nickel (PVD)	\$ 811
PA03LPN	Polished nickel (PVD)	\$ 811

4-piece deck-mount tub filler with hand shower



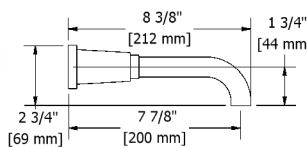
cUPC®



- 1/2" inlet male
- Ceramic cartridge
- 1-jet hand shower/scale-free
- 41.5 L/min, 11 gpm (US) 60psi

Code	Finish	Price
PA12LC	Chrome	\$ 763
PA12LBN	Brushed nickel (PVD)	\$ 982
PA12LPN	Polished nickel (PVD)	\$ 982

8" wall-mount tub filler




cUPC®



- 1/2" inlet female NPT
- Ceramic cartridge
- 40 L/min, 10.5 gpm (US) 60psi

Code	Finish	Price
PA05LC	Chrome	\$ 654
PA05LBN	Brushed nickel (PVD)	\$ 811
PA05LPN	Polished nickel (PVD)	\$ 811

Personalize your faucet with our handle options

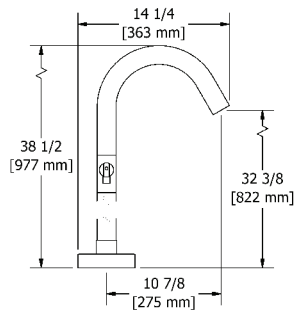


EX.:

PA__LC

PA__ + C

2-way Type T (thermostatic) coaxial floor-mount tub filler with hand shower



UPC®




- 1/2" inlet male NPT
- Thermostatic coaxial cartridge with check valves
- 1-jet hand shower/scale-free
- 2 parts: rough and trim
- 2 check valves
- 23 L/min, 6.0 gpm (US) 60psi

Add **-EX** for **EXPANSION PEX** connection

Add **-SPEX** for **PEX** connection

Code	Finish	Price
PA39C	Chrome	\$ 1309
PA39BN	Brushed nickel (PVD)	\$ 1746
PA39PN	Polished nickel (PVD)	\$ 1746

Floor-mount tub filler rough and trim



UPC®

• ROUGH ONLY

Code	Description	Price
RHFS	1/2" male NPT connections	\$ 204
RHFS-SPEX	PEX connections	\$ 204
RHFS-EX	EXPANSION PEX connections	\$ 204

• TRIM ONLY

Code	Finish	Price
TPA39C	Chrome	\$ 1105
TPA39BN	Brushed nickel (PVD)	\$ 1542
TPA39PN	Polished nickel (PVD)	\$ 1542

Rough, trim and concrete floor installation box



UPC®

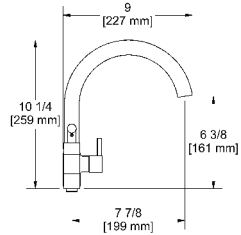
• ROUGH ONLY

Code	Description	Price
RHBX-SPEX	PEX connections	\$ 410
RHBX-EX	EXPANSION PEX connections	\$ 410

• TRIM ONLY

Code	Finish	Price
TPA39C	Chrome	\$ 1105
TPA39BN	Brushed nickel (PVD)	\$ 1542
TPA39PN	Polished nickel (PVD)	\$ 1542

6" tub filler with hand shower



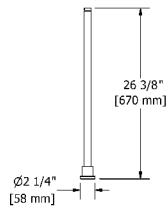
cUPC®



- 3/4" inlet female
- Ceramic cartridge
- 1-jet hand shower/scale-free
- 2 check valves
- **44 L/min, 11.6 gpm (US) 60psi**

Code	Finish	Price
PA06LC	Chrome	\$ 599
PA06LBN	Brushed nickel (PVD)	\$ 818
PA06LPN	Polished nickel (PVD)	\$ 818

26" high floor riser pair

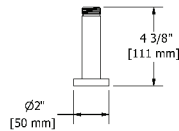


cUPC®

- 1/2" inlet female NPT
- 3/4" outlet male
- Pair
- 2 parts: rough and trim
- Round flange

Code	Finish	Price
TU26C	Chrome	\$ 486
TU26BN	Brushed nickel (PVD)	\$ 687
TU26PN	Polished nickel (PVD)	\$ 687

4" deck-mount riser pair

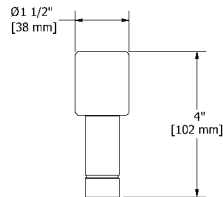


cUPC®

- 1/2" inlet female NPT
- 3/4" outlet male
- Pair
- Round flange

Code	Finish	Price
TU04C	Chrome	\$ 196
TU04BN	Brushed nickel (PVD)	\$ 272
TU04PN	Polished nickel (PVD)	\$ 272

3 1/2" pair of extensions for TU26



- 3/4" male NPT x 3/4" female NPT
- Pair

Code	Finish	Price
EXTTU33C	Chrome	\$ 78
EXTTU33BN	Brushed nickel (PVD)	\$ 91

4-piece bidet faucet with integrated vacuum breaker




cUPC®



- 1/2" inlet male NPT
- Integrated vacuum breaker
- Ceramic cartridge
- Jet
- Pop-up drain

Code	Finish	Price
PA09LC	Chrome	\$ 763
PA09LBN	Brushed nickel (PVD)	\$ 927
PA09LPN	Polished nickel (PVD)	\$ 927

Personalize your faucet with our handle options



EX.:

PA__ L C

PA__ + C

Type P (pressure balance) valve

Type P (pressure balance) rough and trim



cUPC®

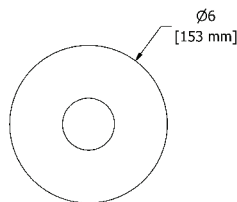
• ROUGH ONLY

Code	Description	Price
R51	Male NPT or sweat	\$ 121
R51-SPEX	PEX connections	\$ 121
R51-EX	EXPANSION PEX connections	\$ 121

• TRIM ONLY

Code	Finish	Price
TPATM51C	Chrome	\$ 190
TPATM51BN	Brushed nickel (PVD)	\$ 278
TPATM51PN	Polished nickel (PVD)	\$ 278

Type P (pressure balance) complete valve



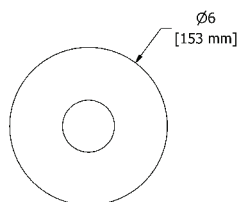
cUPC®



- 1/2" inlet male NPT or sweat
- 1/2" outlet male NPT or sweat
- Ceramic cartridge and balancing spool with check valves
- Service valves
- Double action: flow and temperature control
- 22 L/min, 5.8 gpm (US) 60psi

Code	Finish	Price
PATM51C	Chrome	\$ 311
PATM51BN	Brushed nickel (PVD)	\$ 399
PATM51PN	Polished nickel (PVD)	\$ 399

Type P (pressure balance) complete valve PEX



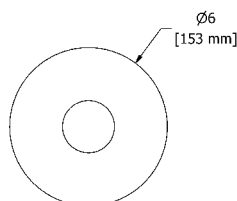
cUPC®



- 1/2" inlet PEX
- 1/2" shower outlet PEX
- 3/4" bath outlet PEX or 1/2" sweat
- Ceramic cartridge and balancing spool with check valves
- Service valves
- Double action: flow and temperature control
- 22 L/min, 5.8 gpm (US) 60psi

Code	Finish	Price
PATM51C-SPEX	Chrome	\$ 311
PATM51BN-SPEX	Brushed nickel (PVD)	\$ 399
PATM51PN-SPEX	Polished nickel (PVD)	\$ 399

Type P (pressure balance) complete valve EXPANSION PEX



cUPC®



- 1/2" inlet EXPANSION PEX
- 1/2" shower outlet EXPANSION PEX
- 3/4" bath outlet EXPANSION PEX or 1/2" sweat
- Ceramic cartridge and balancing spool with check valves
- Service valves
- Double action: flow and temperature control
- 22 L/min, 5.8 gpm (US) 60psi

Code	Finish	Price
PATM51C-EX	Chrome	\$ 311
PATM51BN-EX	Brushed nickel (PVD)	\$ 399
PATM51PN-EX	Polished nickel (PVD)	\$ 399

Connection examples



-SPEX



-EX

2-way Type T/P (thermostatic/pressure balance) coaxial valve

2-way Type T/P (thermostatic/pressure balance) coaxial valve rough and trim



cUPC®

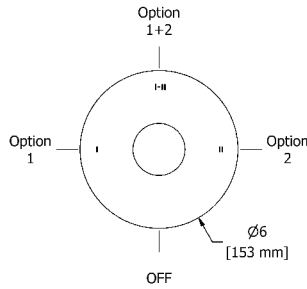
• ROUGH ONLY

Code	Description	Price
R23	Male NPT or sweat	\$ 151
R23-SPEX	PEX connections	\$ 151
R23-EX	EXPANSION PEX connections	\$ 151

• TRIM ONLY

Code	Finish	Price
TPATM23C	Chrome	\$ 351
TPATM23BN	Brushed nickel (PVD)	\$ 437
TPATM23PN	Polished nickel (PVD)	\$ 437

2-way Type T/P (thermostatic/pressure balance) coaxial complete valve



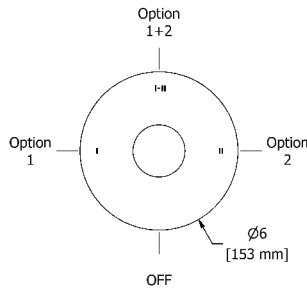
cUPC®



- ½" inlet male NPT or sweat
- Two ½" outlets male NPT or sweat
- Thermostatic/pressure balance coaxial cartridge with check valves
- 4 positions (OFF, 1, 1 and 2, 2)
- Service valves
- 24 L/min, 6.3 gpm (US) 60psi

Code	Finish	Price
PATM23C	Chrome	\$ 502
PATM23BN	Brushed nickel (PVD)	\$ 588
PATM23PN	Polished nickel (PVD)	\$ 588

2-way Type T/P (thermostatic/pressure balance) coaxial complete valve PEX



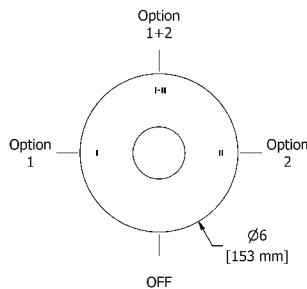
cUPC®



- ½" inlet PEX
- Two ½" outlets PEX
- Thermostatic/pressure balance coaxial cartridge with check valves
- 4 positions (OFF, 1, 1 and 2, 2)
- Service valves
- 24 L/min, 6.3 gpm (US) 60psi

Code	Finish	Price
PATM23C-SPEX	Chrome	\$ 502
PATM23BN-SPEX	Brushed nickel (PVD)	\$ 588
PATM23PN-SPEX	Polished nickel (PVD)	\$ 588

2-way Type T/P (thermostatic/pressure balance) coaxial complete valve EXPANSION PEX



cUPC®



- ½" inlet EXPANSION PEX
- Two ½" outlets EXPANSION PEX
- Thermostatic/pressure balance coaxial cartridge with check valves
- 4 positions (OFF, 1, 1 and 2, 2)
- Service valves
- 24 L/min, 6.3 gpm (US) 60psi

Code	Finish	Price
PATM23C-EX	Chrome	\$ 502
PATM23BN-EX	Brushed nickel (PVD)	\$ 588
PATM23PN-EX	Polished nickel (PVD)	\$ 588

Connection examples



-SPEX



-EX

2-way Type T/P (thermostatic/pressure balance) coaxial valve

2-way Type T/P (thermostatic/pressure balance) coaxial valve rough and trim



cUPC®



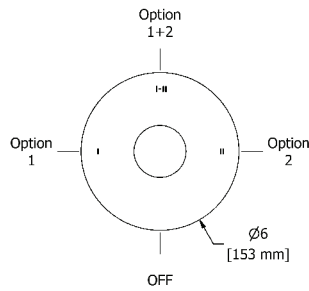
• ROUGH ONLY

Code	Description	Price
R23	Male NPT or sweat	\$ 151
R23-SPEX	PEX connections	\$ 151
R23-EX	EXPANSION PEX connections	\$ 151

• TRIM ONLY

Code	Finish	Price
TPATM23+C	Chrome	\$ 351
TPATM23+BN	Brushed nickel (PVD)	\$ 437
TPATM23+PN	Polished nickel (PVD)	\$ 437

2-way Type T/P (thermostatic/pressure balance) coaxial complete valve



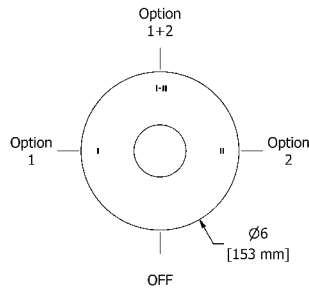
cUPC®



- ½" inlet male NPT or sweat
- Two ½" outlets male NPT or sweat
- Thermostatic/pressure balance coaxial cartridge with check valves
- 4 positions (OFF, 1, 1 and 2, 2)
- Service valves
- 24 L/min, 6.3 gpm (US) 60psi

Code	Finish	Price
PATM23+C	Chrome	\$ 502
PATM23+BN	Brushed nickel (PVD)	\$ 588
PATM23+PN	Polished nickel (PVD)	\$ 588

2-way Type T/P (thermostatic/pressure balance) coaxial complete valve PEX



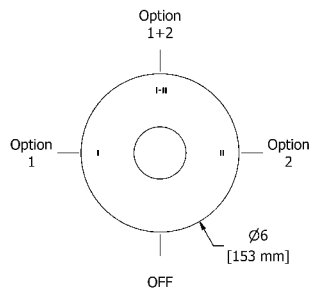
cUPC®



- ½" inlet PEX
- Two ½" outlets PEX
- Thermostatic/pressure balance coaxial cartridge with check valves
- 4 positions (OFF, 1, 1 and 2, 2)
- Service valves
- 24 L/min, 6.3 gpm (US) 60psi

Code	Finish	Price
PATM23+C-SPEX	Chrome	\$ 502
PATM23+BN-SPEX	Brushed nickel (PVD)	\$ 588
PATM23+PN-SPEX	Polished nickel (PVD)	\$ 588

2-way Type T/P (thermostatic/pressure balance) coaxial complete valve EXPANSION PEX



cUPC®



- ½" inlet EXPANSION PEX
- Two ½" outlets EXPANSION PEX
- Thermostatic/pressure balance coaxial cartridge with check valves
- 4 positions (OFF, 1, 1 and 2, 2)
- Service valves
- 24 L/min, 6.3 gpm (US) 60psi

Code	Finish	Price
PATM23+C-EX	Chrome	\$ 502
PATM23+BN-EX	Brushed nickel (PVD)	\$ 588
PATM23+PN-EX	Polished nickel (PVD)	\$ 588

Connection examples



-SPEX



-EX

3-way Type T/P (thermostatic/pressure balance) coaxial valve

3-way Type T/P (thermostatic/pressure balance) coaxial valve rough and trim



cUPC®

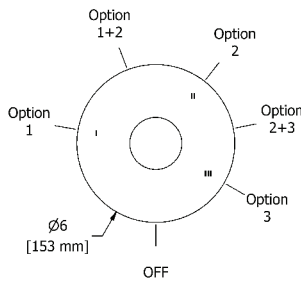
• ROUGH ONLY

Code	Description	Price
R45	Male NPT or sweat	\$ 211
R45-SPEX	PEX connections	\$ 211
R45-EX	EXPANSION PEX connections	\$ 211

• TRIM ONLY

Code	Finish	Price
TPATM45C	Chrome	\$ 334
TPATM45BN	Brushed nickel (PVD)	\$ 432
TPATM45PN	Polished nickel (PVD)	\$ 432

3-way Type T/P (thermostatic/pressure balance) coaxial complete valve



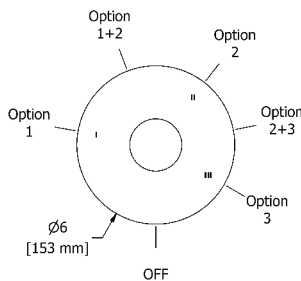
cUPC®



- ½" inlet male NPT or sweat
- Three ½" outlets male NPT or sweat
- Thermostatic/pressure balance coaxial cartridge with check valves
- 6 positions (OFF, 1, 1 and 2, 2, 2 and 3, 3)
- Service valves
- 24 L/min, 6.3 gpm (US) 60psi

Code	Finish	Price
PATM45C	Chrome	\$ 545
PATM45BN	Brushed nickel (PVD)	\$ 643
PATM45PN	Polished nickel (PVD)	\$ 643

3-way Type T/P (thermostatic/pressure balance) coaxial complete valve PEX



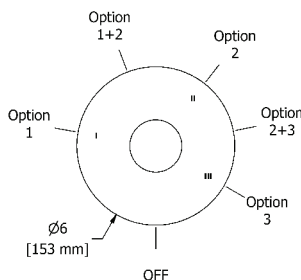
cUPC®



- ½" inlet PEX
- Three ½" outlets PEX
- Thermostatic/pressure balance coaxial cartridge with check valves
- 6 positions (OFF, 1, 1 and 2, 2, 2 and 3, 3)
- Service valves
- 24 L/min, 6.3 gpm (US) 60psi

Code	Finish	Price
PATM45C-SPEX	Chrome	\$ 545
PATM45BN-SPEX	Brushed nickel (PVD)	\$ 643
PATM45PN-SPEX	Polished nickel (PVD)	\$ 643

3-way Type T/P (thermostatic/pressure balance) coaxial complete valve EXPANSION PEX



cUPC®



- ½" inlet EXPANSION PEX
- Three ½" outlets EXPANSION PEX
- Thermostatic/pressure balance coaxial cartridge with check valves
- 6 positions (OFF, 1, 1 and 2, 2, 2 and 3, 3)
- Service valves
- 24 L/min, 6.3 gpm (US) 60psi

Code	Finish	Price
PATM45C-EX	Chrome	\$ 545
PATM45BN-EX	Brushed nickel (PVD)	\$ 643
PATM45PN-EX	Polished nickel (PVD)	\$ 643

Connection examples



-SPEX



-EX

3-way Type T/P (thermostatic/pressure balance) coaxial valve

3-way Type T/P (thermostatic/pressure balance) coaxial valve rough and trim



UPC®



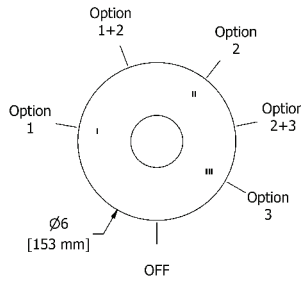
• ROUGH ONLY

Code	Description	Price
R45	Male NPT or sweat	\$ 211
R45-SPEX	PEX connections	\$ 211
R45-EX	EXPANSION PEX connections	\$ 211

• TRIM ONLY

Code	Finish	Price
TPATM45+C	Chrome	\$ 334
TPATM45+BN	Brushed nickel (PVD)	\$ 432
TPATM45+PN	Polished nickel (PVD)	\$ 432

3-way Type T/P (thermostatic/pressure balance) coaxial complete valve



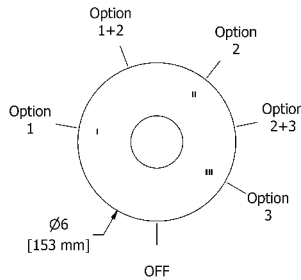
UPC®



- 1/2" inlet male NPT or sweat
- Three 1/2" outlets male NPT or sweat
- Thermostatic/pressure balance coaxial cartridge with check valves
- 6 positions (OFF, 1, 1 and 2, 2, 2 and 3, 3)
- Service valves
- 24 L/min, 6.3 gpm (US) 60psi

Code	Finish	Price
PATM45+C	Chrome	\$ 545
PATM45+BN	Brushed nickel (PVD)	\$ 643
PATM45+PN	Polished nickel (PVD)	\$ 643

3-way Type T/P (thermostatic/pressure balance) coaxial complete valve PEX



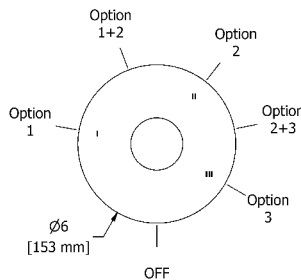
UPC®



- 1/2" inlet PEX
- Three 1/2" outlets PEX
- Thermostatic/pressure balance coaxial cartridge with check valves
- 6 positions (OFF, 1, 1 and 2, 2, 2 and 3, 3)
- Service valves
- 24 L/min, 6.3 gpm (US) 60psi

Code	Finish	Price
PATM45+C-SPEX	Chrome	\$ 545
PATM45+BN-SPEX	Brushed nickel (PVD)	\$ 643
PATM45+PN-SPEX	Polished nickel (PVD)	\$ 643

3-way Type T/P (thermostatic/pressure balance) coaxial complete valve EXPANSION PEX



UPC®



- 1/2" inlet EXPANSION PEX
- Three 1/2" outlets EXPANSION PEX
- Thermostatic/pressure balance coaxial cartridge with check valves
- 6 positions (OFF, 1, 1 and 2, 2, 2 and 3, 3)
- Service valves
- 24 L/min, 6.3 gpm (US) 60psi


Code	Finish	Price
PATM45+C-EX	Chrome	\$ 545
PATM45+BN-EX	Brushed nickel (PVD)	\$ 643
PATM45+PN-EX	Polished nickel (PVD)	\$ 643

Connection examples



4-way Type T/P (thermostatic/pressure balance) 3/4" coaxial valve

4-way Type T/P (thermostatic/pressure balance) 3/4" coaxial valve rough and trim



cUPC®

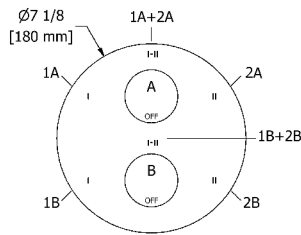
• **ROUGH ONLY**

Code	Description	Price
R46	3/4" inlet male NPT	\$ 322

• **TRIM ONLY**

Code	Finish	Price
TPATM46C	Chrome	\$ 660
TPATM46BN	Brushed nickel (PVD)	\$ 806
TPATM46PN	Polished nickel (PVD)	\$ 806

4-way Type T/P (thermostatic/pressure balance) 3/4" coaxial complete valve




cUPC®



- 3/4" inlet male NPT
- Must be supplied with minimum 3/4" PEX , 3/4" EXPANSION PEX or 1/2" copper
- 4 integrated volume controls
- **2 different temperatures**
- 2 thermo/pressure balance coaxial cartridges with check valves
- Four 1/2" outlets female NPT
- Service valves
- **38 L/min, 10 gpm (US) 60psi**

Code	Finish	Price
PATM46C	Chrome	\$ 982
PATM46BN	Brushed nickel (PVD)	\$ 1128
PATM46PN	Polished nickel (PVD)	\$ 1128

4-way Type T/P (thermostatic/pressure balance) 3/4" coaxial valve rough and trim



cUPC®



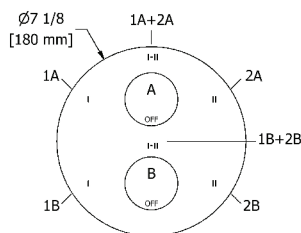
• **ROUGH ONLY**

Code	Description	Price
R46	3/4" inlet male NPT	\$ 322

• **TRIM ONLY**

Code	Finish	Price
TPATM46+C	Chrome	\$ 660
TPATM46+PN	Polished nickel (PVD)	\$ 806
TPATM46+PN	Polished nickel (PVD)	\$ 806

4-way Type T/P (thermostatic/pressure balance) 3/4" coaxial complete valve



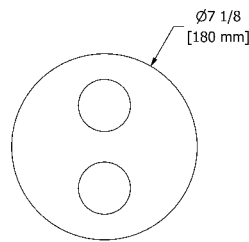
cUPC®



- 3/4" inlet male NPT
- Must be supplied with minimum 3/4" PEX , 3/4" EXPANSION PEX or 1/2" copper
- 4 integrated volume controls
- **2 different temperatures**
- 2 thermo/pressure balance coaxial cartridges with check valves
- Four 1/2" outlets female NPT
- Service valves
- **38 L/min, 10 gpm (US) 60psi**

Code	Finish	Price
PATM46+C	Chrome	\$ 982
PATM46+BN	Brushed nickel (PVD)	\$ 1128
PATM46+PN	Polished nickel (PVD)	\$ 1128

3/4" high performance Type T/P (thermostatic/pressure balance) coaxial complete valve



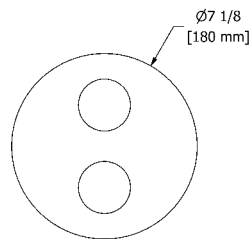
cUPC®



- 3/4" inlet male NPT, dedicated main water supply required
- 2 thermo/pressure balance coaxial cartridges with check valves
- 2 integrated volume controls
- **2 different temperatures**
- 4 outlets: two 1/2" outlets male NPT and two 3/4" outlets male NPT or 1/2" female NPT
- Service valves
- **76 L/min, 20 gpm (US) 60psi**

Code	Finish	Price
PATM83C	Chrome	\$ 1091
PATM83BN	Brushed nickel (PVD)	\$ 1266
PATM83PN	Polished nickel (PVD)	\$ 1266

3/4" high performance Type T/P (thermostatic/pressure balance) coaxial complete valve



cUPC®



- 3/4" inlet male NPT, dedicated main water supply required
- Four outlets: two 1/2" outlets male NPT and two 3/4" outlets male NPT or 1/2" female NPT
- 2 thermo/pressure balance coaxial cartridges with check valves
- 2 integrated volume controls and **2 different temperatures**
- 3/4" inlet male NPT / Stop valves
- Service valves
- **76 L/min, 20 gpm (US) 60psi**

Code	Finish	Price
PATM83+C	Chrome	\$ 1091
PATM83+BN	Brushed nickel (PVD)	\$ 1266
PATM83+PN	Polished nickel (PVD)	\$ 1266

1/2" shut-off rough and trim



cUPC®

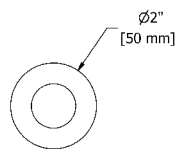
• ROUGH ONLY

Code	Description	Price
R20	—	\$ 93

• TRIM ONLY

Code	Finish	Price
TPATM20LC	Chrome	\$ 58
TPATM20LBN	Brushed nickel (PVD)	\$ 101
TPATM20LPN	Polished nickel (PVD)	\$ 101

1/2" shut-off valve



cUPC®

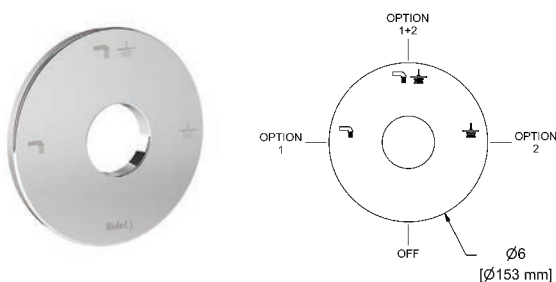


- 1/2" inlet female NPT
- 1/2" ceramic cartridge

Code	Finish	Price
PATM20LC	Chrome	\$ 151
PATM20LBN	Brushed nickel (PVD)	\$ 194
PATM20LPN	Polished nickel (PVD)	\$ 194

Valve plate with pictogram options

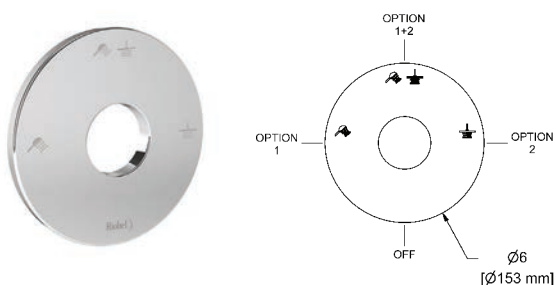
Tub spout and shower head pictograms (2-way coaxial valves)



• Pictograms engraving: Tub spout, shower head and shared function

Code	Finish	Price
PLTM023C	Chrome	\$ 42
PLTM023BN	Brushed nickel (PVD)	\$ 53
PLTM023PN	Polished nickel (PVD)	\$ 53

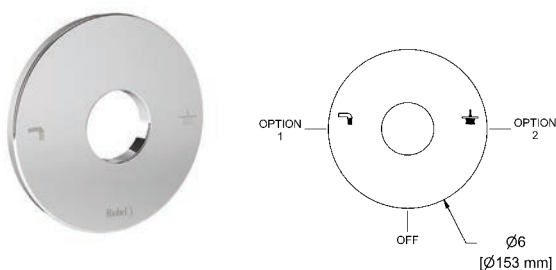
Hand shower and shower head pictograms (2-way coaxial valves)



• Pictograms engraving: Hand shower, shower head and shared function

Code	Finish	Price
PLTM123C	Chrome	\$ 42
PLTM123BN	Brushed nickel (PVD)	\$ 53
PLTM123PN	Polished nickel (PVD)	\$ 53

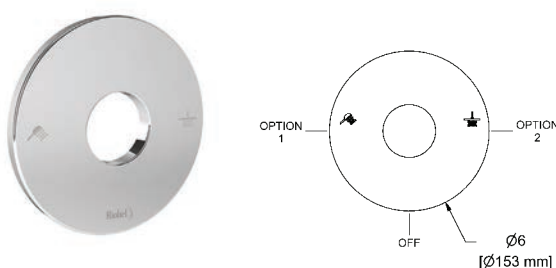
Tub spout and shower head pictograms (2-way coaxial valves)



• Pictograms engraving: Tub spout and shower head

Code	Finish	Price
PLTM044C	Chrome	\$ 42
PLTM044BN	Brushed nickel (PVD)	\$ 53
PLTM044PN	Polished nickel (PVD)	\$ 53

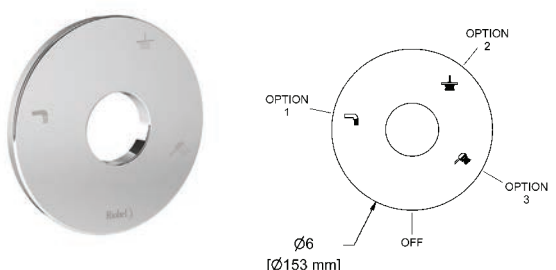
Hand shower and shower head pictograms (2-way coaxial valves)



• Pictograms engraving: Hand shower and shower head

Code	Finish	Price
PLTM144C	Chrome	\$ 42
PLTM144BN	Brushed nickel (PVD)	\$ 53
PLTM144PN	Polished nickel (PVD)	\$ 53

Tub spout, shower head and hand shower pictograms (3-way coaxial valves)



• Pictograms engraving: Tub spout, shower head and hand shower

Code	Finish	Price
PLTM045C	Chrome	\$ 42
PLTM045BN	Brushed nickel (PVD)	\$ 53
PLTM045PN	Polished nickel (PVD)	\$ 53

Suggested assemblies

Assembly #54PATM



Description	Code	C	BN	PN
Type P valve trim	TPATM51	\$ 190	\$ 278	\$ 278
Type P valve rough	R51 ¹	\$ 121	\$ 121	\$ 121
Hand shower rail	1010	\$ 233	\$ 364	\$ 364
Elbow supply	710	\$ 52	\$ 72	\$ 72
Total		\$ 596	\$ 835	\$ 835

1. Add -SPEX for PEX connection and -EX for Expansion PEX connection

Assembly #4744PATM



Description	Code	C	BN	PN
2-way no share Type T/P coaxial valve trim	TPATM44 ²	\$ 351	\$ 437	\$ 437
2-way Type T/P coaxial valve rough	R23 ¹	\$ 151	\$ 151	\$ 151
2-jet shower head with arm	366	\$ 130	\$ 163	\$ 163
Wall-mount tub spout	867	\$ 97	\$ 126	\$ 126
Total		\$ 729	\$ 877	\$ 877

1. Add -SPEX for PEX connection and -EX for Expansion PEX connection
2. Add + for Cross Handle Valve

Pallace



Suggested assemblies

Assembly #323PATM



UPC®



Description	Code	C	BN	PN
2-way Type T/P coaxial valve trim	TPATM23 ²	\$ 351	\$ 437	\$ 437
2-way Type T/P coaxial valve rough	R23 ¹	\$ 151	\$ 151	\$ 151
Hand shower rail	1010	\$ 233	\$ 364	\$ 364
20 cm (8") shower head	468	\$ 213	\$ 249	\$ 249
40 cm (16") shower arm	503	\$ 65	\$ 108	\$ 108
UPC® Elbow supply	710	\$ 52	\$ 72	\$ 72
Total		\$ 1065	\$ 1381	\$ 1381

1. Add -SPEX for PEX connection and -EX for Expansion PEX connection
2. Add + for Cross Handle Valve

Assembly #1345PATM



UPC®



Description	Code	C	BN	PN
3-way Type T/P coaxial valve trim	TPATM45 ²	\$ 334	\$ 432	\$ 432
3-way Type T/P coaxial valve rough	R45 ¹	\$ 211	\$ 211	\$ 211
Hand shower rail	1010	\$ 233	\$ 364	\$ 364
20 cm (8") shower head	468	\$ 213	\$ 249	\$ 249
50 cm (20") shower arm	513	\$ 82	\$ 130	\$ 130
UPC® Elbow supply	710	\$ 52	\$ 72	\$ 72
Wall-mount tub spout	867	\$ 97	\$ 126	\$ 126
Total		\$ 1222	\$ 1584	\$ 1584

1. Add -SPEX for PEX connection and -EX for Expansion PEX connection
2. Add + for Cross Handle Valve

Other components available in *Bath and Shower Components* section.

Pallace



Suggested assemblies

Assembly #446PATM



Description	Code	C	BN	PN
4-way Type T/P coaxial valve trim	TPATM46 ²	\$ 660	\$ 806	\$ 806
4-way Type T/P 3/4" coaxial valve rough	R46	\$ 322	\$ 322	\$ 322
Hand shower rail	1010	\$ 233	\$ 364	\$ 364
20 cm (8") shower head	468	\$ 213	\$ 249	\$ 249
40 cm (16") shower arm	503	\$ 65	\$ 108	\$ 108
UPC® Body jet	390 (x4)	\$ 392	\$ 600	\$ 600
Elbow supply	710	\$ 52	\$ 72	\$ 72
Total		\$ 1937	\$ 2521	\$ 2521

2. Add + for Cross Handle Valve



Assembly #1546PATM



Description	Code	C	BN	PN
4-way Type T/P coaxial valve trim	TPATM46 ²	\$ 660	\$ 806	\$ 806
4-way Type T/P 3/4" coaxial valve rough	R46	\$ 322	\$ 322	\$ 322
Hand shower rail	1010 (x2)	\$ 466	\$ 728	\$ 728
20 cm (8") shower head	468 (x2)	\$ 426	\$ 498	\$ 498
40 cm (16") shower arm	503 (x2)	\$ 130	\$ 216	\$ 216
UPC® Elbow supply	710 (x2)	\$ 104	\$ 144	\$ 144
Total		\$ 2108	\$ 2714	\$ 2714

2. Add + for Cross Handle Valve



Pallace



Suggested assemblies

Assembly #783PATM



cUPC®



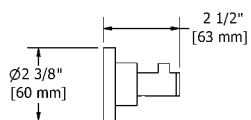
Description	Code	C
4-way Type T/P ¾" coaxial complete valve	PATM83 ²	\$ 1091
Hand shower rail	1010(x2)	\$ 466
30 cm (12") shower head	472	\$ 392
40 cm (16") shower arm	503	\$ 65
Spin tile body jet	369 ⁴ (x4)	\$ 932
Elbow supply with shut-off valve	790 (x2)	\$ 242
Total		\$ 3188

2. Add + for Cross Handle Valve

4. These items must be ordered at the same time as the valve rough

Star accessories

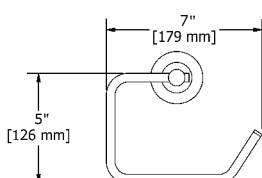
Robe hook



- 4 anchor points

Code	Finish	Price
ST0C	Chrome	\$ 57
ST0BN	Brushed nickel (PVD)	\$ 93
ST0PN	Polished nickel (PVD)	\$ 93

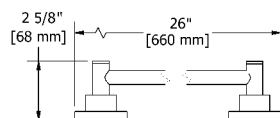
Paper holder



- 4 anchor points

Code	Finish	Price
ST3C	Chrome	\$ 93
ST3BN	Brushed nickel (PVD)	\$ 128
ST3PN	Polished nickel (PVD)	\$ 128

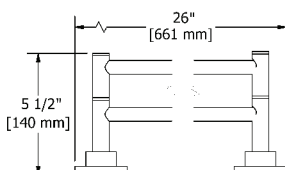
24" towel bar



- 4 anchor points

Code	Finish	Price
ST5C	Chrome	\$ 163
ST5BN	Brushed nickel (PVD)	\$ 220
ST5PN	Polished nickel (PVD)	\$ 220

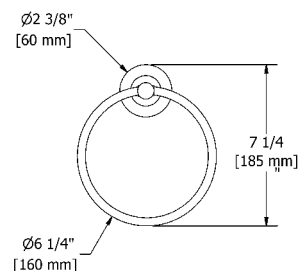
24" double towel bar



- 4 anchor points

Code	Finish	Price
ST6C	Chrome	\$ 244
ST6BN	Brushed nickel (PVD)	\$ 338
ST6PN	Polished nickel (PVD)	\$ 338

Towel ring



- 4 anchor points

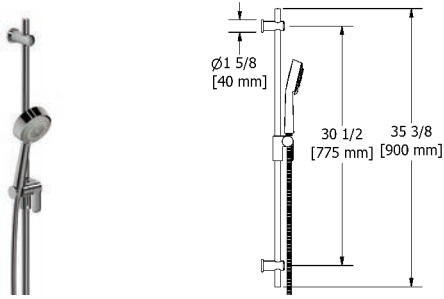
Code	Finish	Price
ST7C	Chrome	\$ 79
ST7BN	Brushed nickel (PVD)	\$ 111
ST7PN	Polished nickel (PVD)	\$ 111

Pallace



Bath and shower components

Hand shower rail

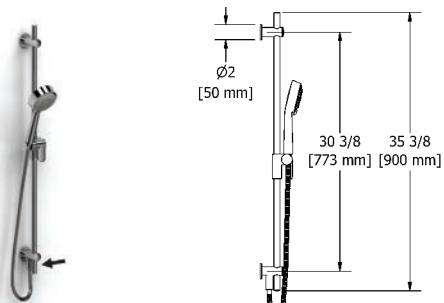


cUPC®

- Easy-Glide left cursor
- 10, 4-jet hand shower with pause
- Ø19 mm (¾") slide bar
- Scale-free
- 150 cm (59") double interlock flexible hose, **swivel** and 2 check valves
- **7.6 L/min, 2.0 gpm (US) 60psi**

Code	Finish	Price
1010C	Chrome	\$ 233
1010BN	Brushed nickel (PVD)	\$ 364
1010PN	Polished nickel (PVD)	\$ 364

Hand shower rail with built-in elbow supply

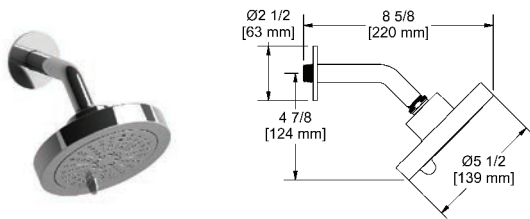


cUPC®

- Easy-Glide left cursor
- 10, 4-jet hand shower with pause
- Scale-free
- 150 cm (59") double interlock flexible hose, **swivel** and 2 check valves
- **Built-in elbow supply**
- **7.6 L/min, 2.0 gpm (US) 60psi**

Code	Finish	Price
1060C	Chrome	\$ 314
1060BN	Brushed nickel (PVD)	\$ 467
1060PN	Polished nickel (PVD)	\$ 467

2-jet shower head with arm

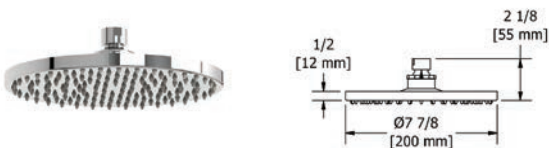


cUPC®

- Six positions
- **Swivel**
- 2 jets: luxurious, invigorating
- Shower arm with round flange
- Scale-free
- **7.6 L/min, 2.0 gpm (US) 60psi**

Code	Finish	Price
366C	Chrome	\$ 130
366BN	Brushed nickel (PVD)	\$ 163
366PN	Polished nickel (PVD)	\$ 163

8" shower head

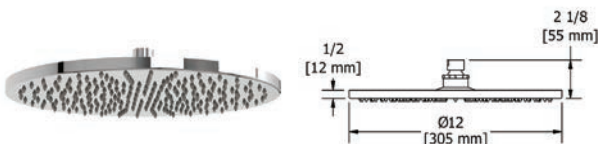


cUPC®

- ½" inlet female
- **Swivel**
- Scale-free
- **7.6 L/min, 2.0 gpm (US) 60psi**

Code	Finish	Price
468C	Chrome	\$ 213
468BN	Brushed nickel (PVD)	\$ 249
468PN	Polished nickel (PVD)	\$ 249

12" shower head



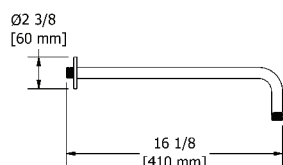
cUPC®

- ½" inlet female
- **Swivel**
- Scale-free
- **7.6 L/min, 2.0 gpm (US) 60psi**

Code	Finish	Price
472C	Chrome	\$ 392
472BN	Brushed nickel (PVD)	\$ 469
472PN	Polished nickel (PVD)	\$ 469

Bath and shower components

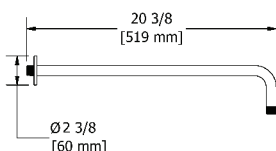
16" shower arm



- 1/2" inlet male NPT
- Round flange

Code	Finish	Price
503C	Chrome	\$ 65
503BN	Brushed nickel (PVD)	\$ 108
503PN	Polished nickel (PVD)	\$ 108

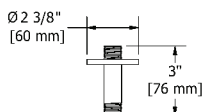
20" shower arm



- 1/2" inlet male NPT
- Round flange

Code	Finish	Price
513C	Chrome	\$ 82
513BN	Brushed nickel (PVD)	\$ 130
513PN	Polished nickel (PVD)	\$ 130

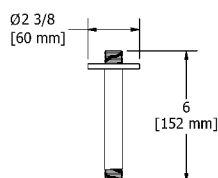
3" vertical shower arm



- 1/2" inlet male NPT
- Round flange

Code	Finish	Price
509C	Chrome	\$ 28
509BN	Brushed nickel (PVD)	\$ 49
509PN	Polished nickel (PVD)	\$ 49

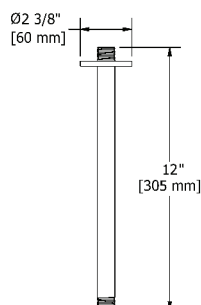
6" vertical shower arm



- 1/2" inlet male NPT
- Round flange

Code	Finish	Price
508C	Chrome	\$ 32
508BN	Brushed nickel (PVD)	\$ 55
508PN	Polished nickel (PVD)	\$ 55

12" vertical shower arm

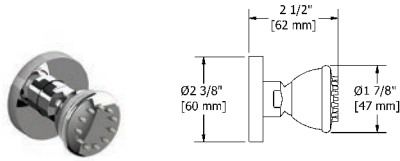


- 1/2" inlet male NPT
- Round flange

Code	Finish	Price
507C	Chrome	\$ 54
507BN	Brushed nickel (PVD)	\$ 80
507PN	Polished nickel (PVD)	\$ 80

Bath and shower components

Directional body jet



cUPC®

- 1/2" inlet female NPT
- Scale-free
- Directional
- 2 to 6 L/min, 0.5 to 1.6 gpm (US) 60psi

Code	Finish	Price
390C	Chrome	\$ 98
390BN	Brushed nickel (PVD)	\$ 150
390PN	Polished nickel (PVD)	\$ 150

2-jet directional tile body jet




cUPC®

- 1/2" inlet male NPT
- 2-jet
- Scale-free
- Directional
- 6.2 L/min, 1.6 gpm (US) 60psi

Code	Finish	Price
324C	Chrome	\$ 108

Spin tile body jet



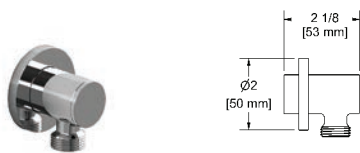
cUPC®

- 1/2" inlet male NPT
- Rotating jet
- Special rough included
- 3.7 L/min, 1 gpm (US) 60psi

* Must be ordered at the same time as the valve rough

Code	Finish	Price
369C	Chrome	\$ 233

Elbow supply

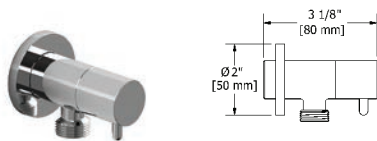


cUPC®

- 1/2" inlet female NPT
- 1/2" outlet male
- Adjustable depth

Code	Finish	Price
710C	Chrome	\$ 52
710BN	Brushed nickel (PVD)	\$ 72
710PN	Polished nickel (PVD)	\$ 72

Elbow supply with shut-off valve

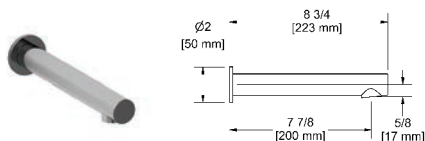


cUPC®

- 1/2" inlet female NPT
- 1/2" outlet male
- Ceramic cartridge
- Adjustable depth

Code	Finish	Price
790C	Chrome	\$ 121
790BN	Brushed nickel (PVD)	\$ 181
790PN	Polished nickel (PVD)	\$ 181

Wall-mount tub spout



cUPC®

- 1/2" copper slip fit inlet
- Brass

Code	Finish	Price
867C	Chrome	\$ 97
867BN	Brushed nickel (PVD)	\$ 126
867PN	Polished nickel (PVD)	\$ 126

Type P (pressure balance) valve

Type P (pressure balance) rough and trim



cUPC®

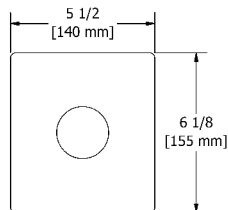
• **ROUGH ONLY**

Code	Description	Price
R51	Male NPT or sweat	\$ 121
R51-SPEX	PEX connections	\$ 121
R51-EX	EXPANSION PEX connections	\$ 121

• **TRIM ONLY**

Code	Finish	Price
TPATQ51C	Chrome	\$ 190
TPATQ51BN	Brushed nickel (PVD)	\$ 278

Type P (pressure balance) complete valve



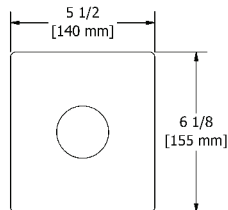
cUPC®



- 1/2" inlet male NPT or sweat
- 1/2" outlet male NPT or sweat
- Ceramic cartridge and balancing spool with check valves
- Service valves
- Double action: flow and temperature control
- 22 L/min, 5.8 gpm (US) 60psi

Code	Finish	Price
PATQ51C	Chrome	\$ 311
PATQ51BN	Brushed nickel (PVD)	\$ 399

Type P (pressure balance) complete valve PEX



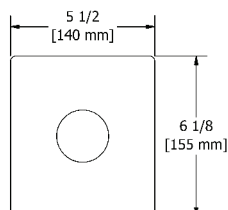
cUPC®



- 1/2" inlet PEX
- 1/2" shower outlet PEX
- 3/4" bath outlet PEX or 1/2" sweat
- Ceramic cartridge and balancing spool with check valves
- Service valves
- Double action: flow and temperature control
- 22 L/min, 5.8 gpm (US) 60psi

Code	Finish	Price
PATQ51C-SPEX	Chrome	\$ 311
PATQ51BN-SPEX	Brushed nickel (PVD)	\$ 399

Type P (pressure balance) complete valve EXPANSION PEX



cUPC®



- 1/2" inlet EXPANSION PEX
- 1/2" shower outlet EXPANSION PEX
- 3/4" bath outlet EXPANSION PEX or 1/2" sweat
- Ceramic cartridge and balancing spool with check valves
- Service valves
- Double action: flow and temperature control
- 22 L/min, 5.8 gpm (US) 60psi

Code	Finish	Price
PATQ51C-EX	Chrome	\$ 311
PATQ51BN-EX	Brushed nickel (PVD)	\$ 399

Connection examples



-SPEX



-EX

2-way Type T/P (thermostatic/pressure balance) coaxial valve

2-way Type T/P (thermostatic/pressure balance) coaxial valve rough and trim



cUPC®

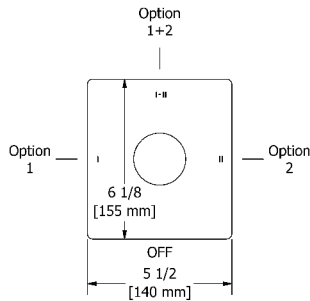
• ROUGH ONLY

Code	Description	Price
R23	Male NPT or sweat	\$ 151
R23-SPEX	PEX connections	\$ 151
R23-EX	EXPANSION PEX connections	\$ 151

• TRIM ONLY

Code	Finish	Price
TPATQ23C	Chrome	\$ 351
TPATQ23BN	Brushed nickel (PVD)	\$ 437

2-way Type T/P (thermostatic/pressure balance) coaxial complete valve



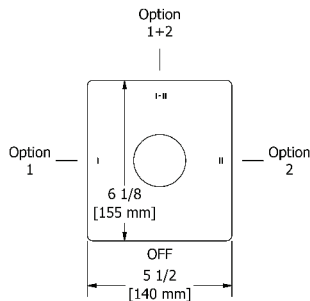
cUPC®



- 1/2" inlet male NPT or sweat
- Two 1/2" outlets male NPT or sweat
- Thermostatic/pressure balance coaxial cartridge with check valves
- 4 positions (OFF, 1, 1 and 2, 2)
- Service valves
- 24 L/min, 6.3 gpm (US) 60psi

Code	Finish	Price
PATQ23C	Chrome	\$ 502
PATQ23BN	Brushed nickel (PVD)	\$ 588

2-way Type T/P (thermostatic/pressure balance) coaxial complete valve PEX



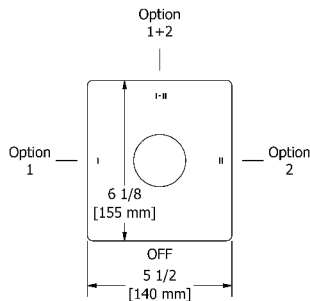
cUPC®



- 1/2" inlet PEX
- Two 1/2" outlets PEX
- Thermostatic/pressure balance coaxial cartridge with check valves
- 4 positions (OFF, 1, 1 and 2, 2)
- Service valves
- 24 L/min, 6.3 gpm (US) 60psi

Code	Finish	Price
PATQ23C-SPEX	Chrome	\$ 502
PATQ23BN-SPEX	Brushed nickel (PVD)	\$ 588

2-way Type T/P (thermostatic/pressure balance) coaxial complete valve EXPANSION PEX



cUPC®



- 1/2" inlet EXPANSION PEX
- Two 1/2" outlets EXPANSION PEX
- Thermostatic/pressure balance coaxial cartridge with check valves
- 4 positions (OFF, 1, 1 and 2, 2)
- Service valves
- 24 L/min, 6.3 gpm (US) 60psi

Code	Finish	Price
PATQ23C-EX	Chrome	\$ 502
PATQ23BN-EX	Brushed nickel (PVD)	\$ 588

Connection examples



-SPEX



-EX

2-way Type T/P (thermostatic/pressure balance) coaxial valve

2-way Type T/P (thermostatic/pressure balance) coaxial valve rough and trim



UPC®



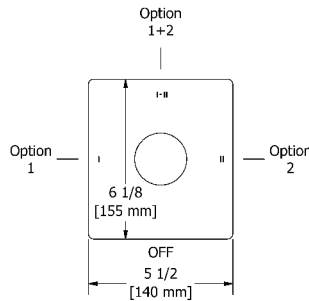
• ROUGH ONLY

Code	Description	Price
R23	Male NPT or sweat	\$ 151
R23-SPEX	PEX connections	\$ 151
R23-EX	EXPANSION PEX connections	\$ 151

• TRIM ONLY

Code	Finish	Price
TPATQ23+C	Chrome	\$ 351
TPATQ23+BN	Brushed nickel (PVD)	\$ 437

2-way Type T/P (thermostatic/pressure balance) coaxial complete valve



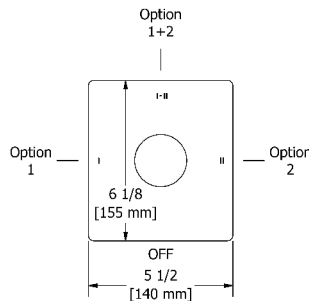
UPC®



- 1/2" inlet male NPT or sweat
- Two 1/2" outlets male NPT or sweat
- Thermostatic/pressure balance coaxial cartridge with check valves
- 4 positions (OFF, 1, 1 and 2, 2)
- Service valves
- 24 L/min, 6.3 gpm (US) 60psi

Code	Finish	Price
PATQ23+C	Chrome	\$ 502
PATQ23+BN	Brushed nickel (PVD)	\$ 588

2-way Type T/P (thermostatic/pressure balance) coaxial complete valve PEX



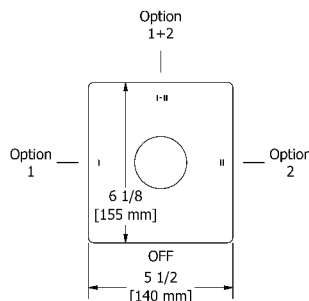
UPC®



- 1/2" inlet PEX
- Two 1/2" outlets PEX
- Thermostatic/pressure balance coaxial cartridge with check valves
- 4 positions (OFF, 1, 1 and 2, 2)
- Service valves
- 24 L/min, 6.3 gpm (US) 60psi

Code	Finish	Price
PATQ23+C-SPEX	Chrome	\$ 502
PATQ23+BN-SPEX	Brushed nickel (PVD)	\$ 588

2-way Type T/P (thermostatic/pressure balance) coaxial complete valve EXPANSION PEX



UPC®



- 1/2" inlet EXPANSION PEX
- Two 1/2" outlets EXPANSION PEX
- Thermostatic/pressure balance coaxial cartridge with check valves
- 4 positions (OFF, 1, 1 and 2, 2)
- Service valves
- 24 L/min, 6.3 gpm (US) 60psi

Code	Finish	Price
PATQ23+C-EX	Chrome	\$ 502
PATQ23+BN-EX	Brushed nickel (PVD)	\$ 588

Connection examples



-SPEX



-EX

3-way Type T/P (thermostatic/pressure balance) coaxial valve

3-way Type T/P (thermostatic/pressure balance) coaxial valve rough and trim



cUPC®

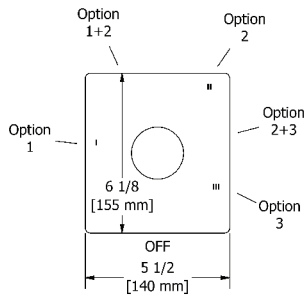
• ROUGH ONLY

Code	Description	Price
R45	Male NPT or sweat	\$ 211
R45-SPEX	PEX connections	\$ 211
R45-EX	EXPANSION PEX connections	\$ 211

• TRIM ONLY

Code	Finish	Price
TPATQ45C	Chrome	\$ 334
TPATQ45BN	Brushed nickel (PVD)	\$ 432

3-way Type T/P (thermostatic/pressure balance) coaxial complete valve



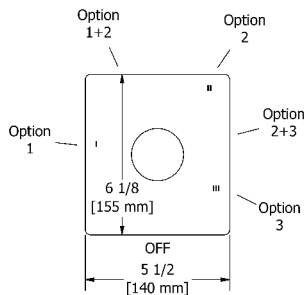
cUPC®



- 1/2" inlet male NPT or sweat
- Three 1/2" outlets male NPT or sweat
- Thermostatic/pressure balance coaxial cartridge with check valves
- 6 positions (OFF, 1, 1 and 2, 2, 2 and 3, 3)
- Service valves
- 24 L/min, 6.3 gpm (US) 60psi

Code	Finish	Price
PATQ45C	Chrome	\$ 545
PATQ45BN	Brushed nickel (PVD)	\$ 643

3-way Type T/P (thermostatic/pressure balance) coaxial complete valve PEX



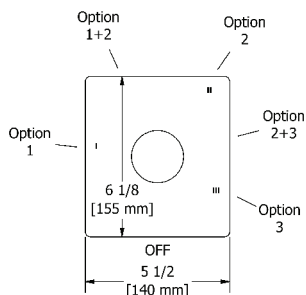
cUPC®



- 1/2" inlet PEX
- Three 1/2" outlets PEX
- Thermostatic/pressure balance coaxial cartridge with check valves
- 6 positions (OFF, 1, 1 and 2, 2, 2 and 3, 3)
- Service valves
- 24 L/min, 6.3 gpm (US) 60psi

Code	Finish	Price
PATQ45C-SPEX	Chrome	\$ 545
PATQ45BN-SPEX	Brushed nickel (PVD)	\$ 643

3-way Type T/P (thermostatic/pressure balance) coaxial complete valve EXPANSION PEX



cUPC®



- 1/2" inlet EXPANSION PEX
- Three 1/2" outlets EXPANSION PEX
- Thermostatic/pressure balance coaxial cartridge with check valves
- 6 positions (OFF, 1, 1 and 2, 2, 2 and 3, 3)
- Service valves
- 24 L/min, 6.3 gpm (US) 60psi

Code	Finish	Price
PATQ45C-EX	Chrome	\$ 545
PATQ45BN-EX	Brushed nickel (PVD)	\$ 643

Connection examples



-SPEX



-EX

3-way Type T/P (thermostatic/pressure balance) coaxial valve

3-way Type T/P (thermostatic/pressure balance) coaxial valve rough and trim



UPC®



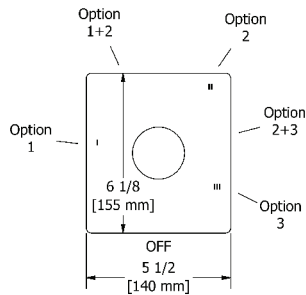
•ROUGH ONLY

Code	Description	Price
R45	Male NPT or sweat	\$ 211
R45-SPEX	PEX connections	\$ 211
R45-EX	EXPANSION PEX connections	\$ 211

•TRIM ONLY

Code	Finish	Price
TPATQ45+C	Chrome	\$ 334
TPATQ45+BN	Brushed nickel (PVD)	\$ 432

3-way Type T/P (thermostatic/pressure balance) coaxial complete valve



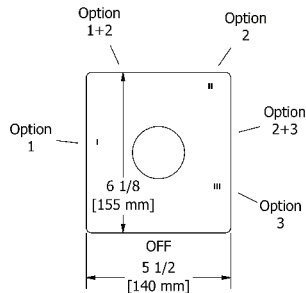
UPC®



- 1/2" inlet male NPT or sweat
- Three 1/2" outlets male NPT or sweat
- Thermostatic/pressure balance coaxial cartridge with check valves
- 6 positions (OFF, 1, 1 and 2, 2, 2 and 3, 3)
- Service valves
- 24 L/min, 6.3 gpm (US) 60psi

Code	Finish	Price
PATQ45+C	Chrome	\$ 545
PATQ45+BN	Brushed nickel (PVD)	\$ 643

3-way Type T/P (thermostatic/pressure balance) coaxial complete valve PEX



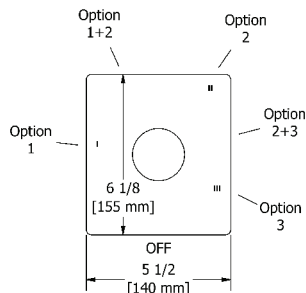
UPC®



- 1/2" inlet PEX
- Three 1/2" outlets PEX
- Thermostatic/pressure balance coaxial cartridge with check valves
- 6 positions (OFF, 1, 1 and 2, 2, 2 and 3, 3)
- Service valves
- 24 L/min, 6.3 gpm (US) 60psi

Code	Finish	Price
PATQ45+C-SPEX	Chrome	\$ 545
PATQ45+BN-SPEX	Brushed nickel (PVD)	\$ 643

3-way Type T/P (thermostatic/pressure balance) coaxial complete valve EXPANSION PEX



UPC®



- 1/2" inlet EXPANSION PEX
- Three 1/2" outlets EXPANSION PEX
- Thermostatic/pressure balance coaxial cartridge with check valves
- 6 positions (OFF, 1, 1 and 2, 2, 2 and 3, 3)
- Service valves
- 24 L/min, 6.3 gpm (US) 60psi

Code	Finish	Price
PATQ45+C-EX	Chrome	\$ 545
PATQ45+BN-EX	Brushed nickel (PVD)	\$ 643

Connection examples



-SPEX




-EX

Pallace



4-way Type T/P (thermostatic/pressure balance) 3/4" coaxial valve

4-way Type T/P (thermostatic/pressure balance) 3/4" coaxial valve rough and trim



UPC®

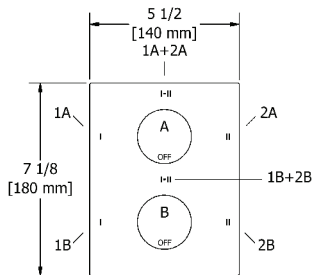
• ROUGH ONLY

Code	Description	Price
R46	3/4" inlet male NPT	\$ 322

• TRIM ONLY

Code	Finish	Price
TPATQ46C	Chrome	\$ 660
TPATQ46BN	Brushed nickel (PVD)	\$ 806

4-way Type T/P (thermostatic/pressure balance) 3/4" coaxial complete valve




UPC®



- 3/4" inlet male NPT
- Must be supplied with minimum 3/4" PEX , 3/4" EXPANSION PEX or 1/2" copper
- 2 thermo/pressure balance coaxial cartridges with check valves
- Four 1/2" outlets female NPT
- 4 integrated volume controls
- **2 different temperatures**
- Service valves
- **38 L/min, 10 gpm (US) 60psi**

Code	Finish	Price
PATQ46C	Chrome	\$ 982
PATQ46BN	Brushed nickel (PVD)	\$ 1128

4-way Type T/P (thermostatic/pressure balance) 3/4" coaxial valve rough and trim



UPC®



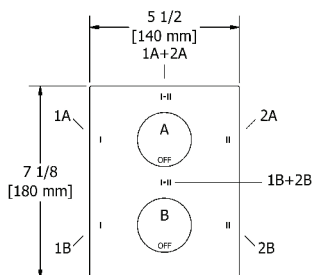
• ROUGH ONLY

Code	Description	Price
R46	3/4" inlet male NPT	\$ 322

• TRIM ONLY

Code	Finish	Price
TPATQ46+C	Chrome	\$ 660
TPATQ46+BN	Brushed nickel (PVD)	\$ 806

4-way Type T/P (thermostatic/pressure balance) 3/4" coaxial complete valve



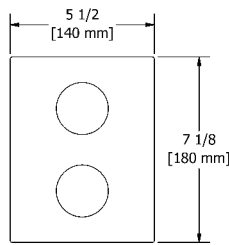
UPC®



- 3/4" inlet male NPT
- Must be supplied with minimum 3/4" PEX , 3/4" EXPANSION PEX or 1/2" copper
- 2 thermo/pressure balance coaxial cartridges with check valves
- Four 1/2" outlets female NPT
- 4 integrated volume controls
- **2 different temperatures**
- Service valves
- **38 L/min, 10 gpm (US) 60psi**

Code	Finish	Price
PATQ46+C	Chrome	\$ 982
PATQ46+BN	Brushed nickel (PVD)	\$ 1128

3/4" high performance Type T/P (thermostatic/pressure balance) coaxial complete valve



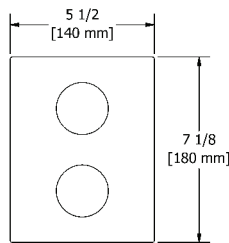
cUPC®



- 3/4" inlet male NPT, dedicated main water supply required
- 2 thermo/pressure balance coaxial cartridges with check valves
- 2 integrated volume controls
- **2 different temperatures**
- 4 outlets: two 1/2" outlets male NPT and two 3/4" outlets male NPT or 1/2" female NPT
- Service valves
- **76 L/min, 20 gpm (US) 60psi**

Code	Finish	Price
PATQ83C	Chrome	\$ 1091
PATQ83BN	Brushed nickel (PVD)	\$ 1266

3/4" high performance Type T/P (thermostatic/pressure balance) coaxial complete valve



cUPC®



- 3/4" inlet male NPT, dedicated main water supply required
- 2 thermo/pressure balance coaxial cartridges with check valves
- 2 integrated volume controls
- **2 different temperatures**
- 4 outlets: two 1/2" outlets male NPT and two 3/4" outlets male NPT or 1/2" female NPT
- Service valves
- **76 L/min, 20 gpm (US) 60psi**

Code	Finish	Price
PATQ83+C	Chrome	\$ 1091
PATQ83+BN	Brushed nickel (PVD)	\$ 1266

1/2" shut-off rough and trim



cUPC®

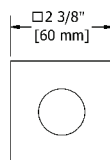
• ROUGH ONLY

Code	Description	Price
R20	—	\$ 93

• TRIM ONLY

Code	Finish	Price
TPATQ20LC	Chrome	\$ 58
TPATQ20LBN	Brushed nickel (PVD)	\$ 101

1/2" shut-off valve



cUPC®

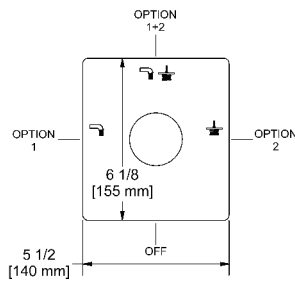


- 1/2" inlet female NPT
- 1/2" ceramic cartridge

Code	Finish	Price
PATQ20LC	Chrome	\$ 151
PATQ20LBN	Brushed nickel (PVD)	\$ 194

Valve plate with pictogram options

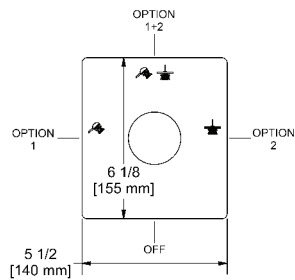
Tub spout and shower head pictograms (2-way coaxial valves)



• Pictograms engraving: Tub spout, shower head and shared function

Code	Finish	Price
PLTQ023C	Chrome	\$ 42
PLTQ023BN	Brushed nickel (PVD)	\$ 53

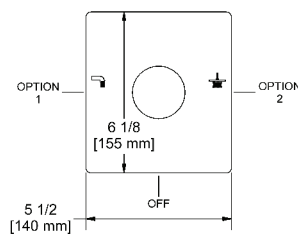
Hand shower and shower head pictograms (2-way coaxial valves)



• Pictograms engraving: Hand shower, shower head and shared function

Code	Finish	Price
PLTQ123C	Chrome	\$ 42
PLTQ123BN	Brushed nickel (PVD)	\$ 53

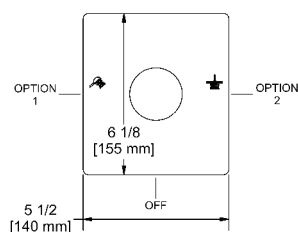
Tub spout and shower head pictograms (2-way coaxial valves)



• Pictograms engraving: Tub spout and shower head

Code	Finish	Price
PLTQ044C	Chrome	\$ 42
PLTQ044BN	Brushed nickel (PVD)	\$ 53

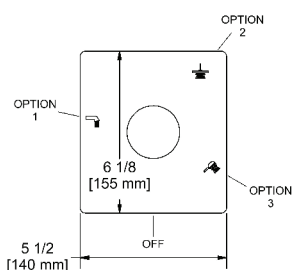
Hand shower and shower head pictograms (2-way coaxial valves)



• Pictograms engraving: Hand shower and shower head

Code	Finish	Price
PLTQ144C	Chrome	\$ 42
PLTQ144BN	Brushed nickel (PVD)	\$ 53

Tub spout, shower head and hand shower pictograms (3-way coaxial valves)




• Pictograms engraving: Tub spout, shower head and hand shower

Code	Finish	Price
PLTQ045C	Chrome	\$ 42
PLTQ045BN	Brushed nickel (PVD)	\$ 53

Suggested assemblies

Assembly #54PATQ



UPC®



Description	Code	C	BN
Type P valve trim	TPATQ51	\$ 190	\$ 278
Type P valve rough	R51 ¹	\$ 121	\$ 121
Hand shower rail	2020	\$ 278	\$ 423
Elbow supply	720	\$ 57	\$ 77
Total		\$ 646	\$ 899

1. Add -SPEX for PEX connection and -EX for Expansion PEX connection

Assembly #4744PATQ



Description	Code	C	BN
2-way no share Type T/P coaxial valve trim	TPATQ44 ²	\$ 351	\$ 437
2-way Type T/P coaxial valve rough	R23 ¹	\$ 151	\$ 151
2-jet shower head with arm	343	\$ 141	\$ 184
Wall-mount tub spout	847	\$ 108	\$ 137
Total		\$ 751	\$ 909

1. Add -SPEX for PEX connection and -EX for Expansion PEX connection

2. Add + for Cross Handle Valve

Pallace



Suggested assemblies

Assembly #323PATQ



UPC®



Description	Code	C	BN
2-way Type T/P coaxial valve trim	TPATQ23 ²	\$ 351	\$ 437
2-way Type T/P coaxial valve rough	R23 ¹	\$ 151	\$ 151
Hand shower rail	2020	\$ 278	\$ 423
20 cm (8") shower head	488	\$ 229	\$ 338
40 cm (16") shower arm	560	\$ 88	\$ 134
Elbow supply	720	\$ 57	\$ 77
Total		\$ 1154	\$ 1560

1. Add -SPEX for PEX connection and -EX for Expansion PEX connection
2. Add + for Cross Handle Valve

Assembly #1345PATQ



UPC®



Description	Code	C	BN
3-way Type T/P coaxial valve trim	TPATQ45 ²	\$ 334	\$ 432
3-way Type T/P coaxial valve rough	R45 ¹	\$ 211	\$ 211
Hand shower rail	2020	\$ 278	\$ 423
20 cm (8") shower head	488	\$ 229	\$ 338
50 cm (20") shower arm	533	\$ 97	\$ 147
Elbow supply	720	\$ 57	\$ 77
Wall-mount tub spout	847	\$ 108	\$ 137
Total		\$ 1314	\$ 1765

1. Add -SPEX for PEX connection and -EX for Expansion PEX connection
2. Add + for Cross Handle Valve

Other components available in *Bath and Shower Components* section.

Pallace



Suggested assemblies

Assembly #446PATQ



UPC®



Description	Code	C	BN
4-way Type T/P coaxial valve trim	TPATQ46 ²	\$ 660	\$ 806
4-way Type T/P 3/4" coaxial valve	R46	\$ 322	\$ 322
Hand shower rail	2020	\$ 278	\$ 423
20 cm (8") shower head	488	\$ 229	\$ 338
40 cm (16") shower arm	560	\$ 88	\$ 134
Body jet	350 (x4)	\$ 440	\$ 656
Elbow supply	720	\$ 57	\$ 77
Total		\$ 2074	\$ 2756

2. Add + for Cross Handle Valve

Assembly #1546PATQ



UPC®



Description	Code	C	BN
4-way Type T/P coaxial valve trim	TPATQ46 ²	\$ 660	\$ 806
4-way Type T/P 3/4" coaxial valve rough	R46	\$ 322	\$ 322
Hand shower rail	2020 (x2)	\$ 556	\$ 846
20 cm (8") shower head	488 (x2)	\$ 458	\$ 676
40 cm (16") shower arm	560 (x2)	\$ 176	\$ 268
Elbow supply	720 (x2)	\$ 114	\$ 154
Total		\$ 2286	\$ 3072

2. Add + for Cross Handle Valve

Pallace



Suggested assemblies

Assembly#783PATQ



cUPC®



Description	Code	C
4-way Type T/P ¾" coaxial complete valve	PATQ83 ²	\$ 1091
Hand shower rail	2020(x2)	\$ 556
30 cm (12") shower head	492	\$ 467
40 cm (16") shower arm	560	\$ 88
Spin tile body jet	349 ⁴ (x4)	\$ 932
Elbow supply with shut-off valve	760 (x2)	\$ 242
Total		\$ 3376

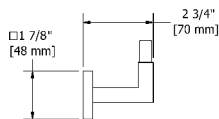
2. Add + for Cross Handle Valve

4. These items must be ordered at the same time as the valve rough

Other components available in *Bath and Shower Components* section.

KS accessories

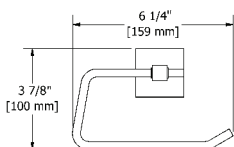
Robe hook



- 4 anchor points

Code	Finish	Price
KS0C	Chrome	\$ 61
KS0BN	Brushed nickel (PVD)	\$ 85

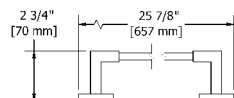
Paper holder



- 4 anchor points

Code	Finish	Price
KS3C	Chrome	\$ 84
KS3BN	Brushed nickel (PVD)	\$ 115

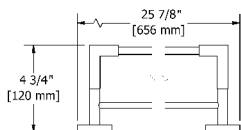
24" towel bar



- 4 anchor points

Code	Finish	Price
KS5C	Chrome	\$ 157
KS5BN	Brushed nickel (PVD)	\$ 205

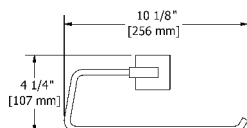
24" double towel bar



- 4 anchor points

Code	Finish	Price
KS6C	Chrome	\$ 241
KS6BN	Brushed nickel (PVD)	\$ 314

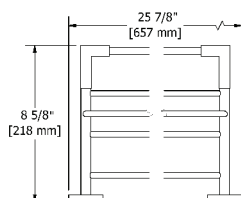
Towel ring



- 4 anchor points

Code	Finish	Price
KS7C	Chrome	\$ 88
KS7BN	Brushed nickel (PVD)	\$ 115

24" towel bar with shelf



- 4 anchor points

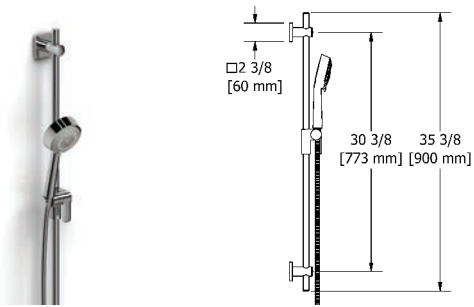
Code	Finish	Price
KS9C	Chrome	\$ 327
KS9BN	Brushed nickel (PVD)	\$ 436

Pallace



Bath and shower components

Hand shower rail

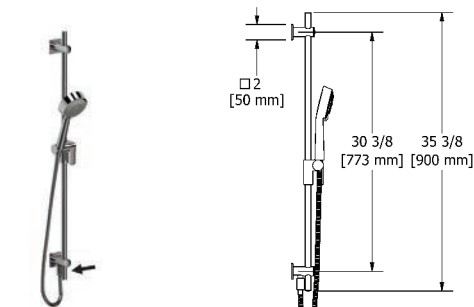


cUPC®

- Easy-Glide left cursor
- 10, 4-jet hand shower with pause
- Ø19 mm (¾") slide bar
- Scale-free
- 150 cm (59") double interlock flexible hose, **swivel** and 2 check valves
- **7.6 L/min, 2.0 gpm (US) 60psi**

Code	Finish	Price
2020C	Chrome	\$ 278
2020BN	Brushed nickel (PVD)	\$ 423

Hand shower rail with built-in elbow supply

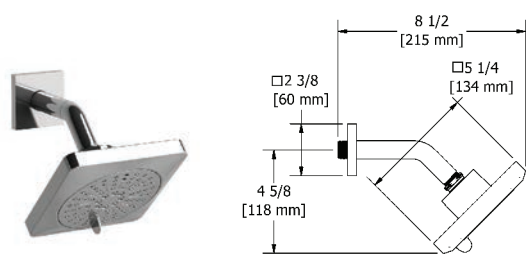


cUPC®

- Easy-Glide left cursor
- 10, 4-jet hand shower with pause
- Ø19 mm (¾") slide bar
- Scale-free
- 150 cm (59") double interlock flexible hose, **swivel** and 2 check valves
- **Built-in elbow supply**
- **7.6 L/min, 2.0 gpm (US) 60psi**

Code	Finish	Price
2060C	Chrome	\$ 362
2060BN	Brushed nickel (PVD)	\$ 545

2-jet shower head with arm

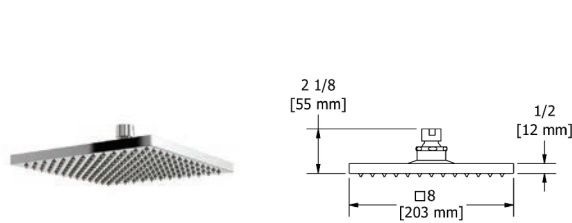


cUPC®

- Six positions
- 2 jets: luxurious, invigorating
- Shower arm with square flange
- Scale-free
- **Swivel**
- **7.6 L/min, 2.0 gpm (US) 60psi**

Code	Finish	Price
343C	Chrome	\$ 141
343BN	Brushed nickel (PVD)	\$ 184

8" shower head

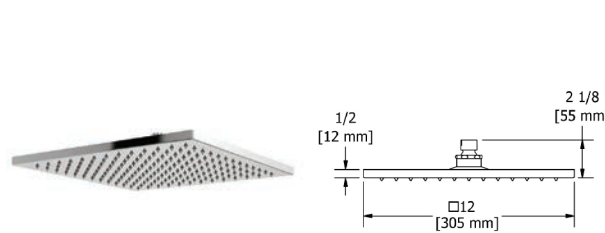


cUPC®

- ½" inlet female
- Scale-free
- **Swivel**
- **7.6 L/min, 2.0 gpm (US) 60psi**

Code	Finish	Price
488C	Chrome	\$ 229
488BN	Brushed nickel (PVD)	\$ 338

12" shower head



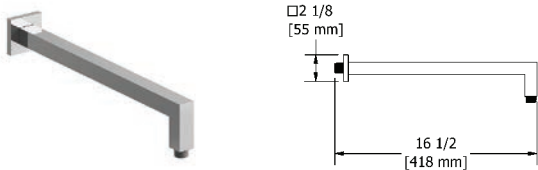
cUPC®

- ½" inlet female
- Scale-free
- **Swivel**
- **7.6 L/min, 2.0 gpm (US) 60psi**

Code	Finish	Price
492C	Chrome	\$ 467
492BN	Brushed nickel (PVD)	\$ 606

Bath and shower components

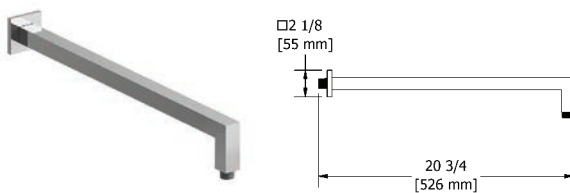
16" square shower arm



- 1/2" inlet male NPT
- Square flange

Code	Finish	Price
543C	Chrome	\$ 150
543BN	Brushed nickel (PVD)	\$ 210

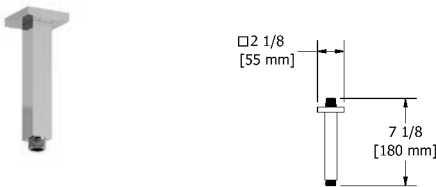
20" square shower arm



- 1/2" inlet male NPT
- Square flange

Code	Finish	Price
547C	Chrome	\$ 167
547BN	Brushed nickel (PVD)	\$ 232

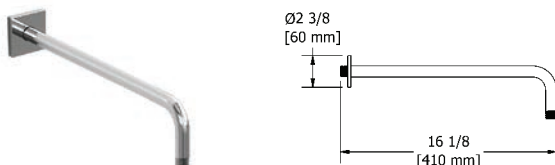
6" vertical square shower arm



- 1/2" inlet male NPT
- Square flange with set screw

Code	Finish	Price
548C	Chrome	\$ 93
548BN	Brushed nickel (PVD)	\$ 128

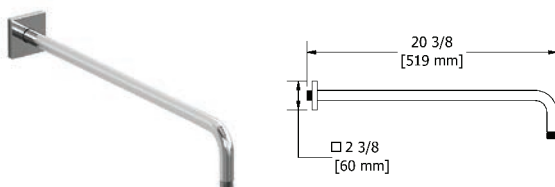
16" shower arm



- 1/2" inlet male NPT
- Square flange with set screw

Code	Finish	Price
560C	Chrome	\$ 88
560BN	Brushed nickel (PVD)	\$ 134

20" shower arm

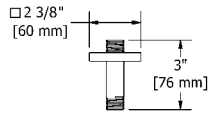


- 1/2" inlet male NPT
- Square flange with set screw

Code	Finish	Price
533C	Chrome	\$ 97
533BN	Brushed nickel (PVD)	\$ 147

Bath and shower components

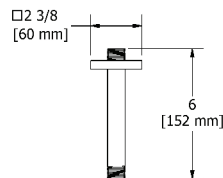
3" vertical shower arm



- 1/2" inlet male NPT
- Square flange with set screw

Code	Finish	Price
519C	Chrome	\$ 49
519BN	Brushed nickel (PVD)	\$ 67

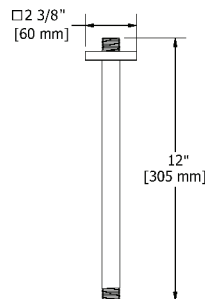
6" vertical shower arm



- 1/2" inlet male NPT
- Square flange with set screw

Code	Finish	Price
518C	Chrome	\$ 54
518BN	Brushed nickel (PVD)	\$ 79

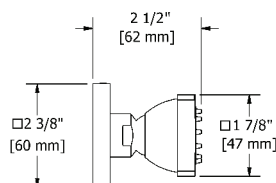
12" vertical shower arm



- 1/2" inlet male NPT
- Square flange with set screw

Code	Finish	Price
517C	Chrome	\$ 68
517BN	Brushed nickel (PVD)	\$ 103

Directional body jet

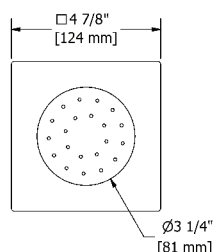


cUPC®

- 1/2" inlet female NPT
- Directional
- Scale-free
- 2 à/to 6 L/min, 0.5 à/to 1.6 gpm (US) 60psi

Code	Finish	Price
350C	Chrome	\$ 110
350BN	Brushed nickel (PVD)	\$ 164

Directional tile body jet



cUPC®

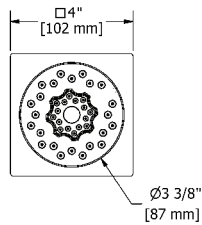
- 1/2" inlet male NPT
- Directional
- Scale-free
- **Special rough included**
- 4.5 L/min, 1.2 gpm (US) 60psi

* Must be ordered at the same time as the valve rough

Code	Finish	Price
340C	Chrome	\$ 233

Bath and shower components

2-jet directional tile body jet

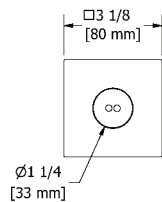


cUPC®

- 1/2" inlet male NPT
- Directional
- 2-jet
- Scale-free
- 6.2 L/min, 1.6 gpm (US) 60psi

Code	Finish	Price
344C	Chrome	\$ 108

Spin tile body jet



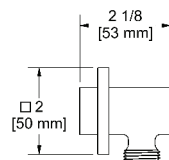
cUPC®

- 1/2" inlet male NPT
- Rotating jet
- Special rough included
- 3.7 L/min, 1 gpm (US) 60psi

* Must be ordered at the same time as the valve rough

Code	Finish	Price
349C	Chrome	\$ 233

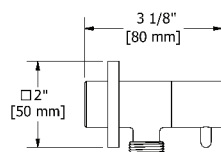
Elbow supply



- 1/2" inlet female NPT
- 1/2" outlet male
- Adjustable depth

Code	Finish	Price
720C	Chrome	\$ 57
720BN	Brushed nickel (PVD)	\$ 77

Elbow supply with shut-off valve

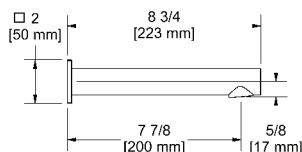


cUPC®

- 1/2" inlet female NPT
- 1/2" outlet male
- Ceramic cartridge
- Adjustable depth

Code	Finish	Price
760C	Chrome	\$ 121
760BN	Brushed nickel (PVD)	\$ 181

Wall-mount tub spout



cUPC®

- 1/2" copper slip fit inlet
- Brass

Code	Finish	Price
847C	Chrome	\$ 108
847BN	Brushed nickel (PVD)	\$ 137



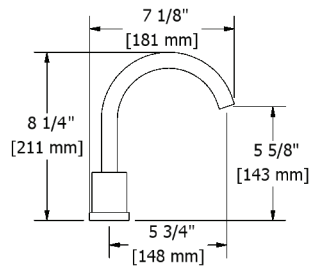
SYLLA

BATHROOMS

SYLLA



8" lavatory faucet



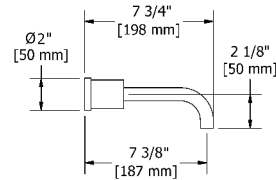
cUPC®



- 3/8" speedway compression
- Ceramic cartridge
- Push drain
- 5.7 L/min, 1.5 gpm (US) 60psi

Code	Finish	Price
SY08LC	Chrome	\$ 514
SY08LBN	Brushed nickel (PVD)	\$ 635

8" wall-mount lavatory faucet



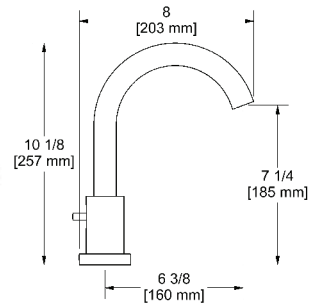
cUPC®



- 1/2" inlet female NPT
- Ceramic cartridge
- No drain
- 5.7 L/min, 1.5 gpm (US) 60psi

Code	Finish	Price
SY03LC	Chrome	\$ 676
SY03LBN	Brushed nickel (PVD)	\$ 814

4-piece deck-mount tub filler with hand shower



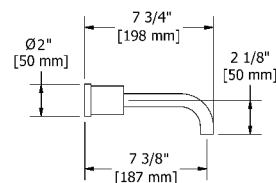
cUPC®



- 1/2" inlet male
- Ceramic cartridge
- 1-jet hand shower/scale-free
- 41.5 L/min, 11 gpm (US) 60psi

Code	Finish	Price
SY12LC	Chrome	\$ 654
SY12LBN	Brushed nickel (PVD)	\$ 901

8" wall-mount tub filler



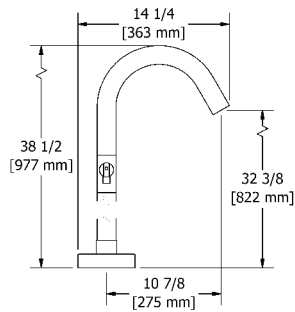
cUPC®



- 1/2" inlet female NPT
- Ceramic cartridge
- 40 L/min, 10.5 gpm (US) 60psi

Code	Finish	Price
SY05LC	Chrome	\$ 676
SY05LBN	Brushed nickel (PVD)	\$ 814

2-way Type T (thermostatic) coaxial floor-mount tub filler with hand shower



cUPC®



- 1/2" inlet male NPT
- Thermostatic coaxial cartridge with check valves
- 1-jet hand shower/scale-free
- 2 parts: rough and trim
- 2 check valves
- 23 L/min, 6.0 gpm (US) 60psi

Add **-EX** for **EXPANSION PEX** connection
Add **-SPEX** for **PEX** connection

Code	Finish	Price
SY39C	Chrome	\$ 1309
SY39BN	Brushed nickel (PVD)	\$ 1746

Floor-mount tub filler rough and trim



cUPC®

• **ROUGH ONLY**

Code	Description	Price
RHFS	1/2" male NPT connections	\$ 204
RHFS-SPEX	PEX connections	\$ 204
RHFS-EX	EXPANSION PEX connections	\$ 204

• **TRIM ONLY**

Code	Finish	Price
TSY39C	Chrome	\$ 1105
TSY39BN	Brushed nickel (PVD)	\$ 1542

Rough, trim and concrete floor installation box



cUPC®

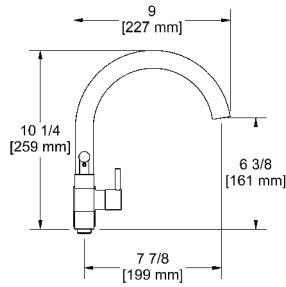
• **ROUGH ONLY**

Code	Description	Price
RHBX-SPEX	PEX connections	\$ 410
RHBX-EX	EXPANSION PEX connections	\$ 410

• **TRIM ONLY**

Code	Finish	Price
TSY39C	Chrome	\$ 1105
TSY39BN	Brushed nickel (PVD)	\$ 1542

6" tub filler with hand shower



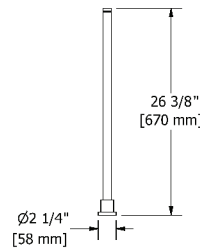
cUPC®



- 3/4" inlet female
- Ceramic cartridge
- 1-jet hand shower/scale-free
- 2 check valves
- 44 L/min, 11.6 gpm (US) 60psi

Code	Finish	Price
SY06LC	Chrome	\$ 599
SY06LBN	Brushed nickel (PVD)	\$ 818

26" high floor riser pair

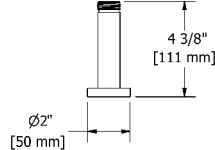


cUPC®

- 1/2" inlet female NPT
- 3/4" outlet male
- Pair
- 2 parts: rough and trim
- Round flange

Code	Finish	Price
TU26C	Chrome	\$ 486
TU26BN	Brushed nickel (PVD)	\$ 687

4" deck-mount riser pair

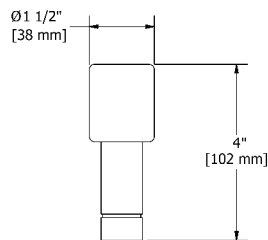


cUPC®

- 1/2" inlet female NPT
- 3/4" outlet male
- Pair
- Round flange

Code	Finish	Price
TU04C	Chrome	\$ 196
TU04BN	Brushed nickel (PVD)	\$ 272

3 1/2" pair of extensions for TU26



- 3/4" male NPT x 3/4" female NPT
- Pair

Code	Finish	Price
EXTTU33C	Chrome	\$ 78
EXTTU33BN	Brushed nickel (PVD)	\$ 91

4-piece bidet faucet with integrated vacuum breaker



cUPC®



- 1/2" inlet male NPT
- Integrated vacuum breaker
- Ceramic cartridge
- Jet
- Pop-up drain

Code	Finish	Price
SY09LC	Chrome	\$ 763
SY09LBN	Brushed nickel (PVD)	\$ 927

Type P (pressure balance) valve

Type P (pressure balance) rough and trim



cUPC®

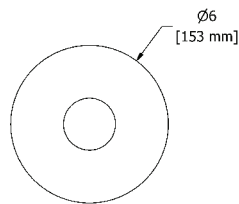
• ROUGH ONLY

Code	Description	Price
R51	Male NPT or sweat	\$ 121
R51-SPEX	PEX connections	\$ 121
R51-EX	EXPANSION PEX connections	\$ 121

• TRIM ONLY

Code	Finish	Price
TSYTM51C	Chrome	\$ 190
TSYTM51BN	Brushed nickel (PVD)	\$ 278

Type P (pressure balance) complete valve



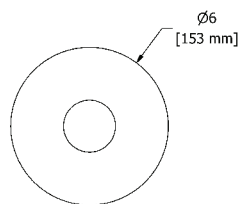
cUPC®



- 1/2" inlet male NPT or sweat
- 1/2" outlet male NPT or sweat
- Ceramic cartridge and balancing spool with check valves
- Service valves
- Double action: flow and temperature control
- 22 L/min, 5.8 gpm (US) 60psi

Code	Finish	Price
SYTM51C	Chrome	\$ 311
SYTM51BN	Brushed nickel (PVD)	\$ 399

Type P (pressure balance) complete valve PEX



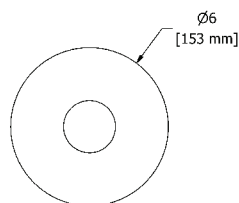
cUPC®



- 1/2" inlet PEX
- 1/2" shower outlet PEX
- 3/4" bath outlet PEX or 1/2" sweat
- Ceramic cartridge and balancing spool with check valves
- Service valves
- Double action: flow and temperature control
- 22 L/min, 5.8 gpm (US) 60psi

Code	Finish	Price
SYTM51C-SPEX	Chrome	\$ 311
SYTM51BN-SPEX	Brushed nickel (PVD)	\$ 399

Type P (pressure balance) complete valve EXPANSION PEX



cUPC®



- 1/2" inlet EXPANSION PEX
- 1/2" shower outlet EXPANSION PEX
- 3/4" bath outlet EXPANSION PEX or 1/2" sweat
- Ceramic cartridge and balancing spool with check valves
- Service valves
- Double action: flow and temperature control
- 22 L/min, 5.8 gpm (US) 60psi

Code	Finish	Price
SYTM51C-EX	Chrome	\$ 311
SYTM51BN-EX	Brushed nickel (PVD)	\$ 399

Connection examples



2-way TypeT/ P (thermostatic/pressure balance) coaxial valve

2-way Type T/P (thermostatic/pressure balance) coaxial valve rough and trim



cUPC®

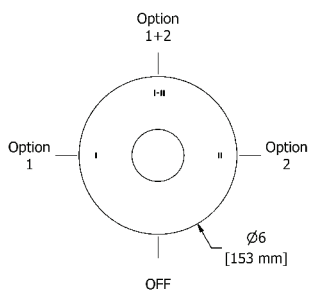
•ROUGH ONLY

Code	Description	Price
R23	Male NPT or sweat	\$ 151
R23-SPEX	PEX connections	\$ 151
R23-EX	EXPANSION PEX connections	\$ 151

•TRIM ONLY

Code	Finish	Price
TSYTM23C	Chrome	\$ 351
TSYTM23BN	Brushed nickel (PVD)	\$ 437

2-way Type T/P (thermostatic/pressure balance) coaxial complete valve



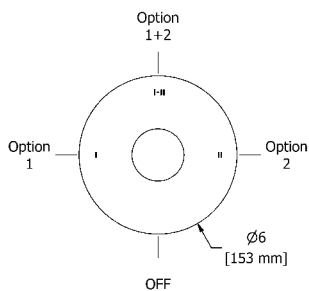
cUPC®



- ½" inlet male NPT or sweat
- Two ½" outlets male NPT or sweat
- Thermostatic/pressure balance coaxial cartridge with check valves
- 4 positions (OFF, 1, 1 and 2, 2)
- Service valves
- 24 L/min, 6.3 gpm (US) 60psi

Code	Finish	Price
SYTM23C	Chrome	\$ 502
SYTM23BN	Brushed nickel (PVD)	\$ 588

2-way Type T/P (thermostatic/pressure balance) coaxial complete valve PEX



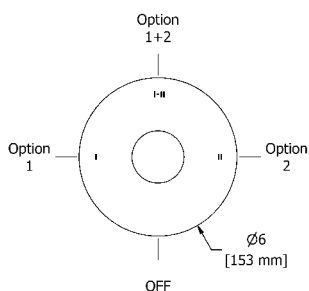
cUPC®



- ½" inlet PEX
- Two ½" outlets PEX
- Thermostatic/pressure balance coaxial cartridge with check valves
- 4 positions (OFF, 1, 1 and 2, 2)
- Service valves
- 24 L/min, 6.3 gpm (US) 60psi

Code	Finish	Price
SYTM23C-SPEX	Chrome	\$ 502
SYTM23BN-SPEX	Brushed nickel (PVD)	\$ 588

2-way Type T/P (thermostatic/pressure balance) coaxial complete valve EXPANSION PEX



cUPC®



- ½" inlet EXPANSION PEX
- Two ½" outlets EXPANSION PEX
- Thermostatic/pressure balance coaxial cartridge with check valves
- 4 positions (OFF, 1, 1 and 2, 2)
- Service valves
- 24 L/min, 6.3 gpm (US) 60psi

Code	Finish	Price
SYTM23C-EX	Chrome	\$ 502
SYTM23BN-EX	Brushed nickel (PVD)	\$ 588

Connection examples



-SPEX

-EX

3-way Type T/P (thermostatic/pressure balance) coaxial valve

3-way Type T/P (thermostatic/pressure balance) coaxial valve rough and trim



cUPC®

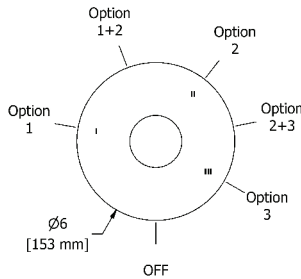
• ROUGH ONLY

Code	Description	Price
R45	Male NPT or sweat	\$ 211
R45-SPEX	PEX connections	\$ 211
R45-EX	EXPANSION PEX connections	\$ 211

• TRIM ONLY

Code	Finish	Price
TSYTM45C	Chrome	\$ 334
TSYTM45BN	Brushed nickel (PVD)	\$ 432

3-way Type T/P (thermostatic/pressure balance) coaxial complete valve



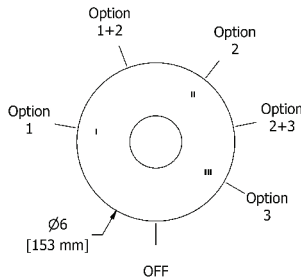
cUPC®



- ½" inlet male NPT or sweat
- Three ½" outlets male NPT or sweat
- Thermostatic/pressure balance coaxial cartridge with check valves
- 6 positions (OFF, 1, 1 and 2, 2, 2 and 3, 3)
- Service valves
- 24 L/min, 6.3 gpm (US) 60psi

Code	Finish	Price
SYTM45C	Chrome	\$ 545
SYTM45BN	Brushed nickel (PVD)	\$ 643

3-way Type T/P (thermostatic/pressure balance) coaxial complete valve PEX



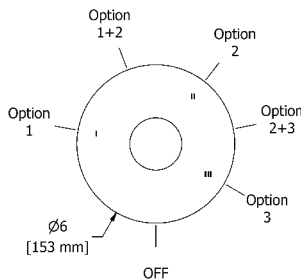
cUPC®



- ½" inlet PEX
- Three ½" outlets PEX
- Thermostatic/pressure balance coaxial cartridge with check valves
- 6 positions (OFF, 1, 1 and 2, 2, 2 and 3, 3)
- Service valves
- 24 L/min, 6.3 gpm (US) 60psi

Code	Finish	Price
SYTM45C-SPEX	Chrome	\$ 545
SYTM45BN-SPEX	Brushed nickel (PVD)	\$ 643

3-way Type T/P (thermostatic/pressure balance) coaxial complete valve EXPANSION PEX



cUPC®



- ½" inlet EXPANSION PEX
- Three ½" outlets EXPANSION PEX
- Thermostatic/pressure balance coaxial cartridge with check valves
- 6 positions (OFF, 1, 1 and 2, 2, 2 and 3, 3)
- Service valves
- 24 L/min, 6.3 gpm (US) 60psi

Code	Finish	Price
SYTM45C-EX	Chrome	\$ 545
SYTM45BN-EX	Brushed nickel (PVD)	\$ 643

Connection examples




-SPEX



-EX

4-way Type T/P (thermostatic/pressure balance) 3/4" coaxial valve rough and trim



cUPC®

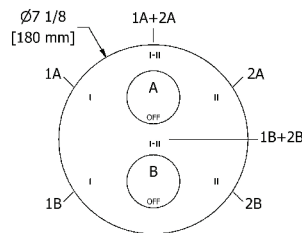
•ROUGH ONLY

Code	Description	Price
R46	3/4" inlet male NPT	\$ 322

•TRIM ONLY

Code	Finish	Price
TSYTM46C	Chrome	\$ 660
TSYTM46BN	Brushed nickel (PVD)	\$ 806

4-way Type T/P (thermostatic/pressure balance) 3/4" coaxial complete valve



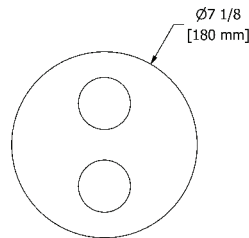
cUPC®



- 4 integrated volume controls
- 2 different temperatures
- 3/4" inlet male NPT
- Must be supplied with minimum 3/4" PEX, 3/4" EXPANSION PEX or 1/2" copper
- 2 thermo/pressure balance coaxial cartridges with check valves
- Four 1/2" outlets female NPT
- Service valves
- 38 L/min, 10 gpm (US) 60psi

Code	Finish	Price
SYTM46C	Chrome	\$ 982
SYTM46BN	Brushed nickel (PVD)	\$ 1128

3/4" high performance Type T/P (thermostatic/pressure balance) coaxial complete valve



cUPC®



- 3/4" inlet male NPT, dedicated main water supply required
- 2 thermo/pressure balance coaxial cartridges with check valves
- 2 integrated volume controls
- 2 different temperatures
- 4 outlets: two 1/2" outlets male NPT and two 3/4" outlets male NPT or 1/2" female NPT
- Service valves
- 76 L/min, 20 gpm (US) 60psi

Code	Finish	Price
SYTM83C	Chrome	\$ 1091
SYTM83BN	Brushed nickel (PVD)	\$ 1266

1/2" shut-off rough and trim



cUPC®

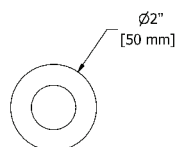
•ROUGH ONLY

Code	Description	Price
R20	—	\$ 93

•TRIM ONLY

Code	Finish	Price
TSYTM20LC	Chrome	\$ 58
TSYTM20LBN	Brushed nickel (PVD)	\$ 101

1/2" shut-off valve



cUPC®

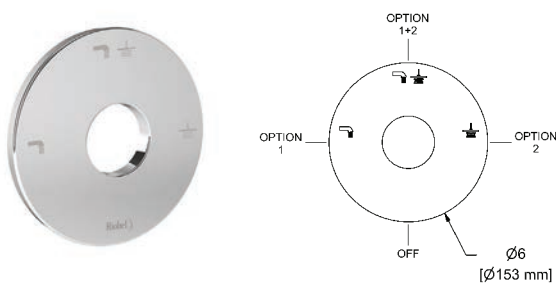


- 1/2" inlet female NPT
- 1/2" ceramic cartridge

Code	Finish	Price
SYTM20LC	Chrome	\$ 151
SYTM20LBN	Brushed nickel (PVD)	\$ 194

Valve plate with pictogram options

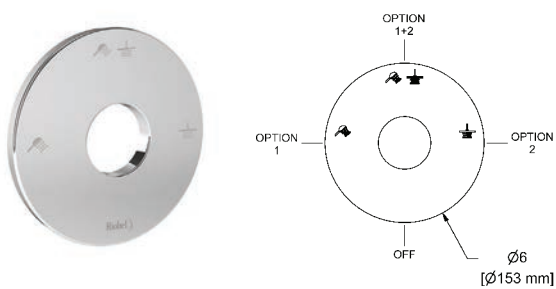
Tub spout and shower head pictograms (2-way coaxial valves)



• Pictograms engraving: Tub spout, shower head and shared function

Code	Finish	Price
PLTM023C	Chrome	\$ 42
PLTM023BN	Brushed nickel (PVD)	\$ 53

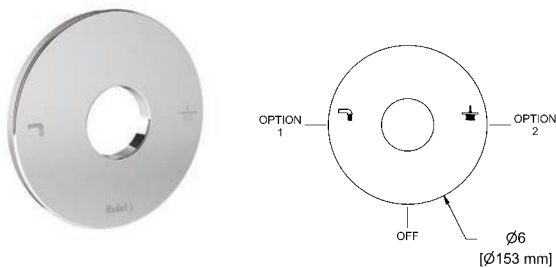
Hand shower and shower head pictograms (2-way coaxial valves)



• Pictograms engraving: Hand shower, shower head and shared function

Code	Finish	Price
PLTM123C	Chrome	\$ 42
PLTM123BN	Brushed nickel (PVD)	\$ 53

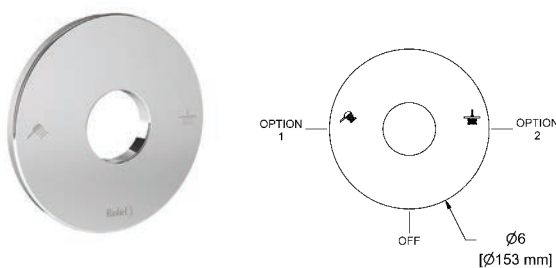
Tub spout and shower head pictograms (2-way coaxial valves)



• Pictograms engraving: Tub spout and shower head

Code	Finish	Price
PLTM044C	Chrome	\$ 42
PLTM044BN	Brushed nickel (PVD)	\$ 53

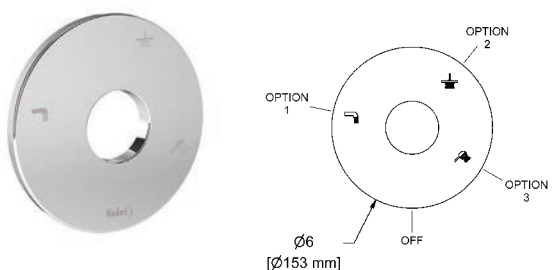
Hand shower and shower head pictograms (2-way coaxial valves)



• Pictograms engraving: Hand shower and shower head

Code	Finish	Price
PLTM144C	Chrome	\$ 42
PLTM144BN	Brushed nickel (PVD)	\$ 53

Tub spout, shower head and hand shower pictograms (3-way coaxial valves)




• Pictograms engraving: Tub spout, shower head and hand shower

Code	Finish	Price
PLTM045C	Chrome	\$ 42
PLTM045BN	Brushed nickel (PVD)	\$ 53

Suggested assemblies

Assembly #54SYTM




Description	Code	C	BN
Type P valve trim	TSYTM51	\$ 190	\$ 278
Type P valve rough	R51 ¹	\$ 121	\$ 121
Hand shower rail	5055	\$ 181	\$ 279
Elbow supply	775	\$ 33	\$ 57
Total		\$ 525	\$ 735

1. Add -SPEX for PEX connection and -EX for Expansion PEX connection

UPC®



Assembly #4744SYTM



Description	Code	C	BN
2-way no share Type T/P coaxial valve trim	TSYTM44	\$ 351	\$ 437
2-way Type T/P coaxial valve rough	R23 ¹	\$ 151	\$ 151
2-jet shower head with arm	366	\$ 130	\$ 163
Wall-mount tub spout	867	\$ 97	\$ 126
Total		\$ 729	\$ 877

1. Add -SPEX for PEX connection and -EX for Expansion PEX connection

UPC®



Sylla



Suggested assemblies

Assembly #323SYTM



UPC®



Description	Code	C	BN
2-way Type T/P coaxial valve trim	TSYTM23	\$ 351	\$ 437
2-way Type T/P coaxial valve rough	R23 ¹	\$ 151	\$ 151
Hand shower rail	5055	\$ 181	\$ 279
20 cm (8") shower head	468	\$ 213	\$ 249
40 cm (16") shower arm	503	\$ 65	\$ 108
Elbow supply	775	\$ 33	\$ 57
Total		\$ 994	\$ 1281

1. Add -SPEX for PEX connection and -EX for Expansion PEX connection

Assembly #1345SYTM



UPC®



Description	Code	C	BN
3-way Type T/P coaxial valve trim	TSYTM45	\$ 334	\$ 432
3-way Type T/P coaxial valve rough	R45 ¹	\$ 211	\$ 211
Hand shower rail	5055	\$ 181	\$ 279
20 cm (8") shower head	468	\$ 213	\$ 249
50 cm (20") shower arm	513	\$ 82	\$ 130
Elbow supply	775	\$ 33	\$ 57
Wall-mount tub spout	867	\$ 97	\$ 126
Total		\$ 1151	\$ 1484

1. Add -SPEX for PEX connection and -EX for Expansion PEX connection

Other components available in *Bath and Shower Components* section.

Suggested assemblies

Assembly #446SYTM



UPC®



Description	Code	C	BN
4-way Type T/P coaxial valve trim	TSYTM46	\$ 660	\$ 806
4-way Type T/P ¾" coaxial valve rough	R46	\$ 322	\$ 322
Hand shower rail	5055	\$ 181	\$ 279
20 cm (8") shower head	468	\$ 213	\$ 249
40 cm (16") shower arm	503	\$ 65	\$ 108
Body jet	390 (x4)	\$ 392	\$ 600
Elbow supply	775	\$ 33	\$ 57
Total		\$ 1866	\$ 2421

Assembly #1546SYTM



UPC®



Description	Code	C	BN
4-way Type T/P coaxial valve trim	TSYTM46	\$ 660	\$ 806
4-way Type T/P ¾" coaxial valve	R46	\$ 322	\$ 322
Hand shower rail	5055(x2)	\$ 362	\$ 558
20 cm (8") shower head	468 (x2)	\$ 426	\$ 498
40 cm (16") shower arm	503 (x2)	\$ 130	\$ 216
Elbow supply	775 (x2)	\$ 66	\$ 114
Total		\$ 1966	\$ 2514

Sylla



Suggested assemblies

Assembly #783SYTM



cUPC®

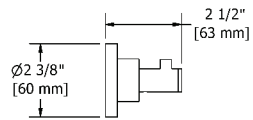
Description	Code	C
4-way Type T/P ¾" coaxial complete valve	SYTM83	\$ 1091
Hand shower rail	5055(x2)	\$ 362
30 cm (12") shower head	472	\$ 392
40 cm (16") shower arm	503	\$ 65
Spin tile body jet	369 ⁴ (x4)	\$ 932
Elbow supply with shut-off valve	790 (x2)	\$ 242
Total		\$ 3084

4. These items must be ordered at the same time as the valve rough



Star accessories

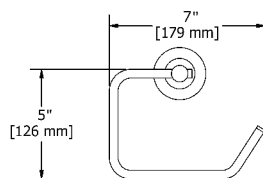
Robe hook



- 4 anchor points

Code	Finish	Price
ST0C	Chrome	\$ 57
ST0BN	Brushed nickel (PVD)	\$ 93

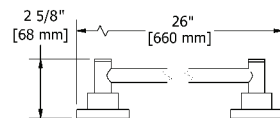
Paper holder



- 4 anchor points

Code	Finish	Price
ST3C	Chrome	\$ 93
ST3BN	Brushed nickel (PVD)	\$ 128

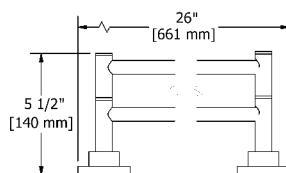
24" towel bar



- 4 anchor points

Code	Finish	Price
ST5C	Chrome	\$ 163
ST5BN	Brushed nickel (PVD)	\$ 220

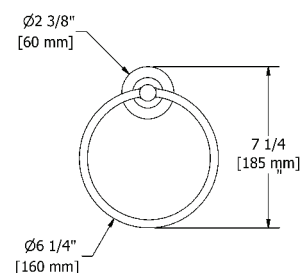
24" double towel bar



- 4 anchor points

Code	Finish	Price
ST6C	Chrome	\$ 244
ST6BN	Brushed nickel (PVD)	\$ 338

Towel ring

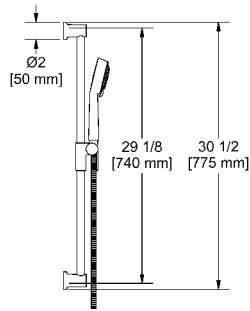


- 4 anchor points

Code	Finish	Price
ST7C	Chrome	\$ 79
ST7BN	Brushed nickel (PVD)	\$ 111

Bath and shower components

Hand shower rail

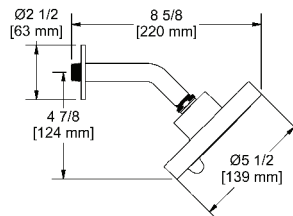


cUPC®

- Easy-Glide left cursor
- Ø22 mm (7/8") slide bar
- 05, 3-jet hand shower
- Scale-free
- 150 cm (59") double interlock flexible hose, **swivel** and 2 check valves
- **7.6 L/min, 2.0 gpm (US) 60psi**

Code	Finish	Price
5055C	Chrome	\$ 181
5055BN	Brushed nickel (PVD)	\$ 279

2-jet shower head with arm

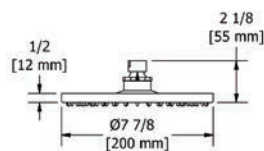


cUPC®

- Six positions
- 2 jets: luxurious, invigorating
- Shower arm with round flange
- Scale-free
- **Swivel**
- **7.6 L/min, 2.0 gpm (US) 60psi**

Code	Finish	Price
366C	Chrome	\$ 130
366BN	Brushed nickel (PVD)	\$ 163

8" shower head

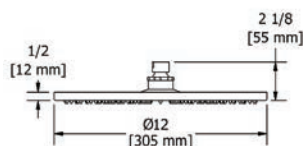



cUPC®

- 1/2" inlet female
- **Swivel**
- Scale-free
- **7.6 L/min, 2.0 gpm (US) 60psi**

Code	Finish	Price
468C	Chrome	\$ 213
468BN	Brushed nickel (PVD)	\$ 249

12" shower head

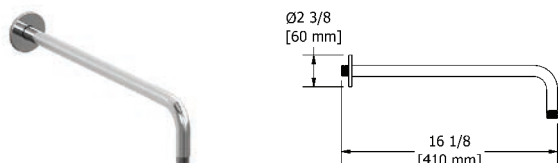


cUPC®

- 1/2" inlet female
- **Swivel**
- Scale-free
- **7.6 L/min, 2.0 gpm (US) 60psi**

Code	Finish	Price
472C	Chrome	\$ 392
472BN	Brushed nickel (PVD)	\$ 469

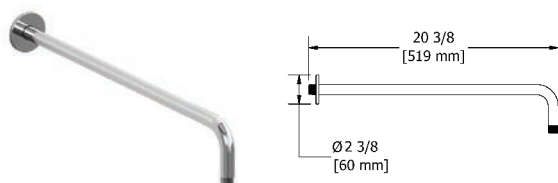
16" shower arm



- 1/2" inlet male NPT
- Round flange

Code	Finish	Price
503C	Chrome	\$ 65
503BN	Brushed nickel (PVD)	\$ 108

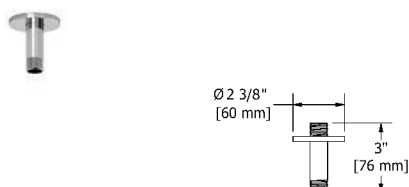
20" shower arm



- 1/2" inlet male NPT
- Round flange

Code	Finish	Price
513C	Chrome	\$ 82
513BN	Brushed nickel (PVD)	\$ 130

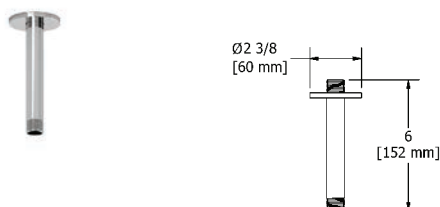
3" vertical shower arm



- 1/2" inlet male NPT
- Round flange

Code	Finish	Price
509C	Chrome	\$ 28
509BN	Brushed nickel (PVD)	\$ 49

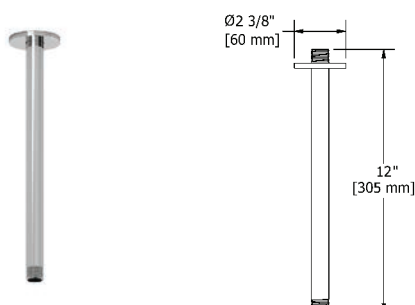
6" vertical shower arm



- 1/2" inlet male NPT
- Round flange

Code	Finish	Price
508C	Chrome	\$ 32
508BN	Brushed nickel (PVD)	\$ 55

12" vertical shower arm

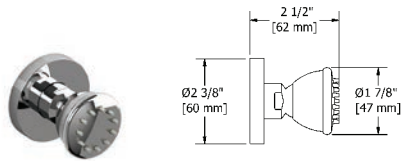


- 1/2" inlet male NPT
- Round flange

Code	Finish	Price
507C	Chrome	\$ 54
507BN	Brushed nickel (PVD)	\$ 80

Bath and shower components

Directional body jet



cUPC®

- 1/2" inlet female NPT
- Scale-free
- Directional
- 2 to 6 L/min, 0.5 to 1.6 gpm (US) 60psi

Code	Finish	Price
390C	Chrome	\$ 98
390BN	Brushed nickel (PVD)	\$ 150

2-jet directional tile body jets




cUPC®

- 1/2" inlet male NPT
- 2-jet
- Scale-free
- Directional
- 6.2 L/min, 1.6 gpm (US) 60psi

Code	Finish	Price
324C	Chrome	\$ 108

Spin tile body jet



cUPC®

- 1/2" inlet male NPT
- Rotating jet
- Special rough included
- 3.7 L/min, 1 gpm (US) 60psi

* Must be ordered at the same time as the valve rough

Code	Finish	Price
369C	Chrome	\$ 233

Elbow supply

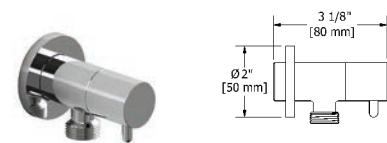


cUPC®

- 1/2" inlet female NPT
- 1/2" outlet male
- Adjustable depth

Code	Finish	Price
775C	Chrome	\$ 33
775BN	Brushed nickel (PVD)	\$ 57

Elbow supply with shut-off valve

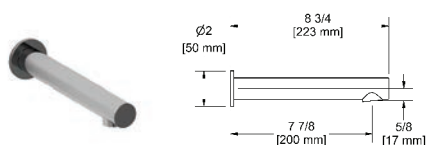


cUPC®

- 1/2" inlet female NPT
- 1/2" outlet male
- Ceramic cartridge
- Adjustable depth

Code	Finish	Price
790C	Chrome	\$ 121
790BN	Brushed nickel (PVD)	\$ 181

Wall-mount tub spout



cUPC®

- 1/2" copper slip fit inlet
- Brass

Code	Finish	Price
867C	Chrome	\$ 97
867BN	Brushed nickel (PVD)	\$ 126



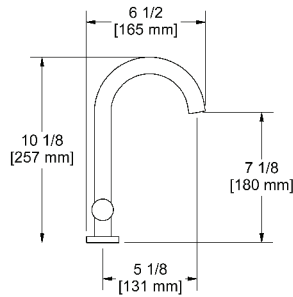
RIU

BATHROOMS

RIU



Single hole lavatory faucet



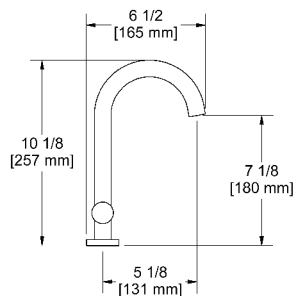
cUPC®



- 3/8" speedway compression
- Ceramic cartridge
- Push drain
- 5.7 L/min, 1.5 gpm (US) 60psi

Code	Finish	Price
RU01C	Chrome	\$ 327
RU01PN	Polished nickel (PVD)	\$ 436

Single hole lavatory faucet



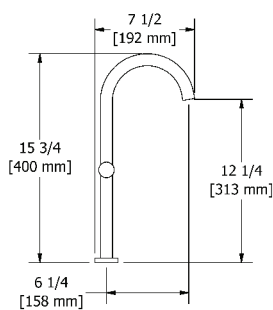
cUPC®



- 3/8" speedway compression
- Ceramic cartridge
- No drain
- 5.7 L/min, 1.5 gpm (US) 60psi

Code	Finish	Price
RU00C	Chrome	\$ 305
RU00PN	Polished nickel (PVD)	\$ 398

Single hole lavatory faucet



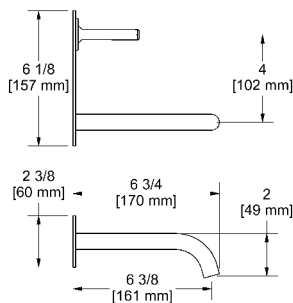
cUPC®



- 3/8" speedway compression
- Ceramic cartridge
- No drain
- 5.7 L/min, 1.5 gpm (US) 60psi

Code	Finish	Price
RL01C	Chrome	\$ 392
RL01PN	Polished nickel (PVD)	\$ 512

Wall-mount lavatory faucet



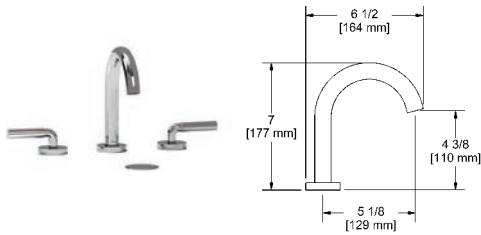
cUPC®



- 1/2" inlet female NPT
- Ceramic cartridge
- No drain
- 5.7 L/min, 1.5 gpm (US) 60psi

Code	Finish	Price
RU11C	Chrome	\$ 384
RU11PN	Polished nickel (PVD)	\$ 524

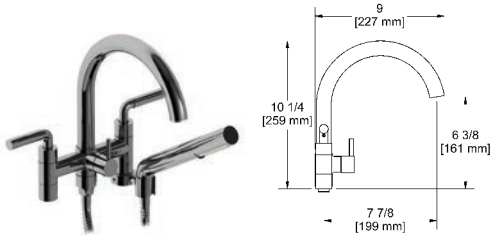
8" lavatory faucet



- 3/8" speedway compression
- Ceramic cartridge
- Push drain
- 5.7 L/min, 1.5 gpm (US) 60psi

Code	Finish	Price
RU08LC	Chrome	\$ 476
RU08LPN	Polished nickel (PVD)	\$ 620

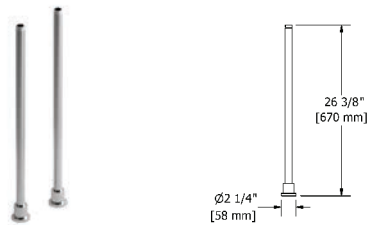
6" tub filler with hand shower



- 3/4" inlet female
- Ceramic cartridge
- 1-jet hand shower/scale-free
- 2 check valves
- 44 L/min, 11.6 gpm (US) 60psi

Code	Finish	Price
RU06LC	Chrome	\$ 599
RU06LPN	Polished nickel (PVD)	\$ 818


26" high floor riser pair



- 1/2" inlet female NPT
- 3/4" outlet male
- Pair
- 2 parts: rough and trim
- Round flange

Code	Finish	Price
TU26C	Chrome	\$ 486
TU26PN	Polished nickel (PVD)	\$ 687

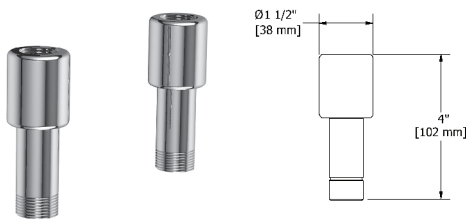
4" deck-mount riser pair



- 1/2" inlet female NPT
- 3/4" outlet male
- Pair
- Round flange

Code	Finish	Price
TU04C	Chrome	\$ 196
TU04PN	Polished nickel (PVD)	\$ 272

3 1/2" pair of extensions for TU26



- 3/4" male NPT x 3/4" female NPT
- Pair

Code	Finish	Price
EXTTU33C	Chrome	\$ 78

Personalize your faucet with our handle options

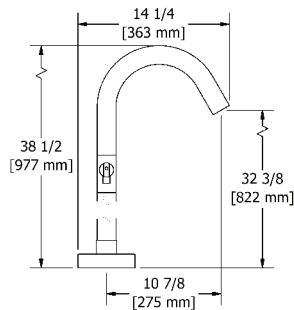


EX.:

RU__ L C

RU__ + C

2-way Type T (thermostatic) coaxial floor-mount tub filler with hand shower




- 1/2" inlet male NPT
- Thermostatic coaxial cartridge with check valves
- 1-jet hand shower/scale-free
- 2 parts: rough and trim
- 2 check valves
- 23 L/min, 6.0 gpm (US) 60psi

Add **-EX** for **EXPANSION PEX** connection
 Add **-SPEX** for **PEX** connection

Code	Finish	Price
RU39C	Chrome	\$ 1309
RU39PN	Polished nickel (PVD)	\$ 1746

Floor-mount tub filler rough and trim



• ROUGH ONLY

Code	Description	Price
RHFS	1/2" male NPT connections	\$ 204
RHFS-SPEX	PEX connections	\$ 204
RHFS-EX	EXPANSION PEX connections	\$ 204

• TRIM ONLY

Code	Finish	Price
TRU39C	Chrome	\$ 1105
TRU39PN	Polished nickel (PVD)	\$ 1542

Rough, trim and concrete floor installation box



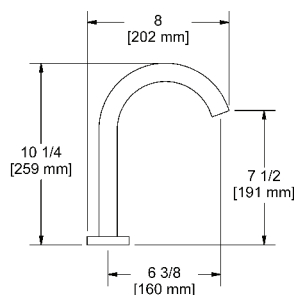
• ROUGH ONLY

Code	Description	Price
RHBX-SPEX	PEX connections	\$ 410
RHBX-EX	EXPANSION PEX connections	\$ 410

• TRIM ONLY

Code	Finish	Price
TRU39C	Chrome	\$ 1105
TRU39PN	Polished nickel (PVD)	\$ 1542

2-way 3-piece Type T (thermostatic) coaxial deck-mount tub filler with hand shower



- 1/2" inlet male NPT
- Thermostatic coaxial cartridge with check valves
- 1-jet hand shower/scale-free
- 27 L/min, 7.1 gpm (US) 60psi

Code	Finish	Price
RU19C	Chrome	\$ 763
RU19PN	Polished nickel (PVD)	\$ 938

4-piece bidet faucet with integrated vacuum breaker



cUPC®



- Integrated vacuum breaker
- 1/2" inlet male NPT
- Ceramic cartridge
- Jet
- Pop-up drain

Code	Finish	Price
RU09LC	Chrome	\$ 763
RU09LPN	Polished nickel (PVD)	\$ 927

Personalize your faucet with our handle options



EX.:

RU__ L C



RU__ + C

Type P (pressure balance) valve

Type P (pressure balance) rough and trim



cUPC®

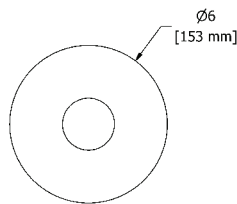
• ROUGH ONLY

Code	Description	Price
R51	Male NPT or sweat	\$ 121
R51-SPEX	PEX connections	\$ 121
R51-EX	EXPANSION PEX connections	\$ 121

• TRIM ONLY

Code	Finish	Price
TRUTM51C	Chrome	\$ 190
TRUTM51PN	Polished nickel (PVD)	\$ 278

Type P (pressure balance) complete valve



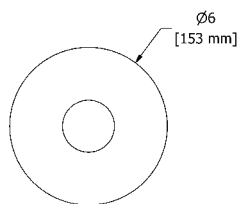
cUPC®



- 1/2" inlet male NPT or sweat
- 1/2" outlet male NPT or sweat
- Ceramic cartridge and balancing spool with check valves
- Service valves
- Double action: flow and temperature control
- 22 L/min, 5.8 gpm (US) 60psi

Code	Finish	Price
RUTM51C	Chrome	\$ 311
RUTM51PN	Polished nickel (PVD)	\$ 399

Type P (pressure balance) complete valve PEX



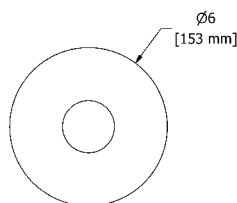
cUPC®



- 1/2" inlet PEX
- 1/2" shower outlet PEX
- 3/4" bath outlet PEX or 1/2" sweat
- Ceramic cartridge and balancing spool with check valves
- Service valves
- Double action: flow and temperature control
- 22 L/min, 5.8 gpm (US) 60psi

Code	Finish	Price
RUTM51C-SPEX	Chrome	\$ 311
RUTM51PN-SPEX	Polished nickel (PVD)	\$ 399

Type P (pressure balance) complete valve EXPANSION PEX



cUPC®



- 1/2" inlet EXPANSION PEX
- 1/2" shower outlet EXPANSION PEX
- 3/4" bath outlet EXPANSION PEX or 1/2" sweat
- Ceramic cartridge and balancing spool with check valves
- Service valves
- Double action: flow and temperature control
- 22 L/min, 5.8 gpm (US) 60psi

Code	Finish	Price
RUTM51C-EX	Chrome	\$ 311
RUTM51PN-EX	Polished nickel (PVD)	\$ 399

Connection examples



-SPEX



-EX

2-way Type T/P (thermostatic/pressure balance) coaxial valve

2-way Type T/P (thermostatic/pressure balance) coaxial valve rough and trim



cUPC®

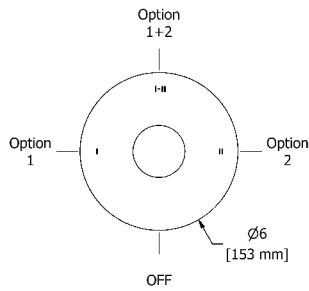
•ROUGH ONLY

Code	Description	Price
R23	Male NPT or sweat	\$ 151
R23-SPEX	PEX connections	\$ 151
R23-EX	EXPANSION PEX connections	\$ 151

•TRIM ONLY

Code	Finish	Price
TRUTM23C	Chrome	\$ 351
TRUTM23PN	Polished nickel (PVD)	\$ 437

2-way Type T/P (thermostatic/pressure balance) coaxial complete valve



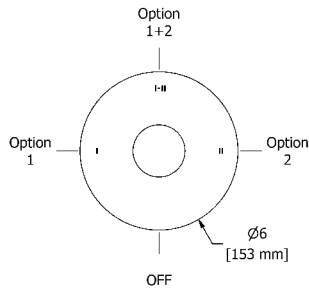
cUPC®



- 1/2" inlet male NPT or sweat
- Two 1/2" outlets male NPT or sweat
- Thermostatic/pressure balance coaxial cartridge with check valves
- 4 positions (OFF, 1, 1 and 2, 2)
- Service valves
- 24 L/min, 6.3 gpm (US) 60psi

Code	Finish	Price
RUTM23C	Chrome	\$ 502
RUTM23PN	Polished nickel (PVD)	\$ 588

2-way Type T/P (thermostatic/pressure balance) coaxial complete valve PEX



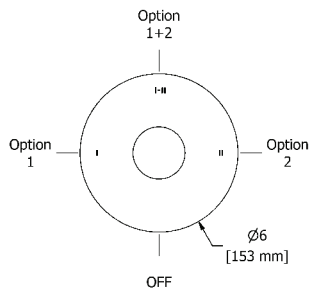
cUPC®



- 1/2" inlet PEX
- Two 1/2" outlets PEX
- Thermostatic/pressure balance coaxial cartridge with check valves
- 4 positions (OFF, 1, 1 and 2, 2)
- Service valves
- 24 L/min, 6.3 gpm (US) 60psi

Code	Finish	Price
RUTM23C-SPEX	Chrome	\$ 502
RUTM23PN-SPEX	Polished nickel (PVD)	\$ 588

2-way Type T/P (thermostatic/pressure balance) coaxial complete valve EXPANSION PEX



cUPC®



- 1/2" inlet EXPANSION PEX
- Two 1/2" outlets EXPANSION PEX
- Thermostatic/pressure balance coaxial cartridge with check valves
- 4 positions (OFF, 1, 1 and 2, 2)
- Service valves
- 24 L/min, 6.3 gpm (US) 60psi

Code	Finish	Price
RUTM23C-EX	Chrome	\$ 502
RUTM23PN-EX	Polished nickel (PVD)	\$ 588

Connection examples



-SPEX



-EX

2-way Type T/P (thermostatic/pressure balance) coaxial valve

2-way Type T/P (thermostatic/pressure balance) coaxial valve rough and trim



cUPC®



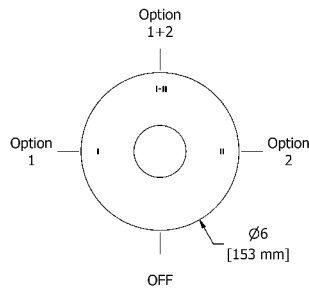
• **ROUGH ONLY**

Code	Description	Price
R23	Male NPT or sweat	\$ 151
R23-SPEX	PEX connections	\$ 151
R23-EX	EXPANSION PEX connections	\$ 151

• **TRIM ONLY**

Code	Finish	Price
TRUTM23+C	Chrome	\$ 351
TRUTM23+PN	Polished nickel (PVD)	\$ 437

2-way Type T/P (thermostatic/pressure balance) coaxial complete valve



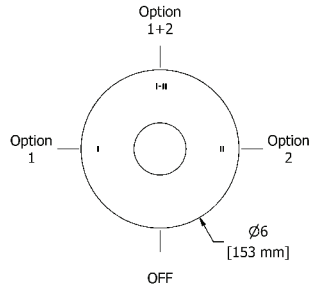
cUPC®



- ½" inlet male NPT or sweat
- Two ½" outlets male NPT or sweat
- Thermostatic/pressure balance coaxial cartridge with check valves
- 4 positions (OFF, 1, 1 and 2, 2)
- Service valves
- 24 L/min, 6.3 gpm (US) 60psi

Code	Finish	Price
RUTM23+C	Chrome	\$ 502
RUTM23+PN	Polished nickel (PVD)	\$ 588

2-way Type T/P (thermostatic/pressure balance) coaxial complete valve PEX



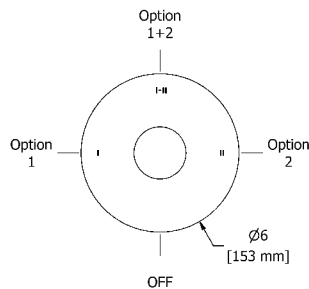
cUPC®



- ½" inlet PEX
- Two ½" outlets PEX
- Thermostatic/pressure balance coaxial cartridge with check valves
- 4 positions (OFF, 1, 1 and 2, 2)
- Service valves
- 24 L/min, 6.3 gpm (US) 60psi

Code	Finish	Price
RUTM23+C-SPEX	Chrome	\$ 502
RUTM23+PN-SPEX	Polished nickel (PVD)	\$ 588

2-way Type T/P (thermostatic/pressure balance) coaxial complete valve EXPANSION PEX



cUPC®



- ½" inlet EXPANSION PEX
- Two ½" outlets EXPANSION PEX
- Thermostatic/pressure balance coaxial cartridge with check valves
- 4 positions (OFF, 1, 1 and 2, 2)
- Service valves
- 24 L/min, 6.3 gpm (US) 60psi

Code	Finish	Price
RUTM23+C-EX	Chrome	\$ 502
RUTM23+PN-EX	Polished nickel (PVD)	\$ 588

Connection examples



-SPEX



-EX

3-way Type T/P (thermostatic/pressure balance) coaxial valve

3-way Type T/P (thermostatic/pressure balance) coaxial valve rough and trim



cUPC®

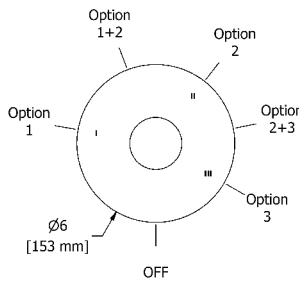
• ROUGH ONLY

Code	Description	Price
R45	Male NPT or sweat	\$ 211
R45-SPEX	PEX connections	\$ 211
R45-EX	EXPANSION PEX connections	\$ 211

• TRIM ONLY

Code	Finish	Price
TRUTM45C	Chrome	\$ 334
TRUTM45PN	Polished nickel (PVD)	\$ 432

3-way Type T/P (thermostatic/pressure balance) coaxial complete valve



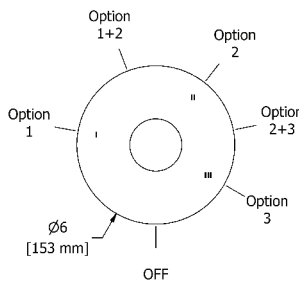
cUPC®



- 1/2" inlet male NPT or sweat
- Three 1/2" outlets male NPT or sweat
- Thermostatic/pressure balance coaxial cartridge with check valves
- 6 positions (OFF, 1, 1 and 2, 2, 2 and 3, 3)
- Service valves
- 24 L/min, 6.3 gpm (US) 60psi

Code	Finish	Price
RUTM45C	Chrome	\$ 545
RUTM45PN	Polished nickel (PVD)	\$ 643

3-way Type T/P (thermostatic/pressure balance) coaxial complete valve PEX



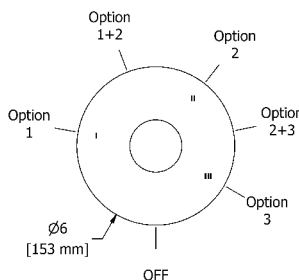
cUPC®



- 1/2" inlet PEX
- Three 1/2" outlets PEX
- Thermostatic/pressure balance coaxial cartridge with check valves
- 6 positions (OFF, 1, 1 and 2, 2, 2 and 3, 3)
- Service valves
- 24 L/min, 6.3 gpm (US) 60psi

Code	Finish	Price
RUTM45C-SPEX	Chrome	\$ 545
RUTM45PN-SPEX	Polished nickel (PVD)	\$ 643

3-way Type T/P (thermostatic/pressure balance) coaxial complete valve EXPANSION PEX



cUPC®



- 1/2" inlet EXPANSION PEX
- Three 1/2" outlets EXPANSION PEX
- Thermostatic/pressure balance coaxial cartridge with check valves
- 6 positions (OFF, 1, 1 and 2, 2, 2 and 3, 3)
- Service valves
- 24 L/min, 6.3 gpm (US) 60psi

Code	Finish	Price
RUTM45C-EX	Chrome	\$ 545
RUTM45PN-EX	Polished nickel (PVD)	\$ 643

Connection examples



-SPEX



-EX

3-way Type T/P (thermostatic/pressure balance) coaxial valve

3-way Type T/P (thermostatic/pressure balance) coaxial valve rough and trim



UPC®



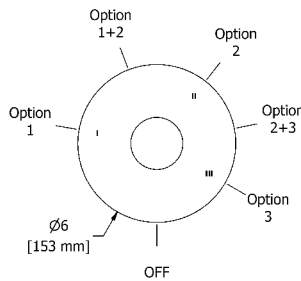
• ROUGH ONLY

Code	Description	Price
R45	Male NPT or sweat	\$ 211
R45-SPEX	PEX connections	\$ 211
R45-EX	EXPANSION PEX connections	\$ 211

• TRIM ONLY

Code	Finish	Price
TRUTM45+C	Chrome	\$ 334
TRUTM45+PN	Polished nickel (PVD)	\$ 432

3-way Type T/P (thermostatic/pressure balance) coaxial complete valve



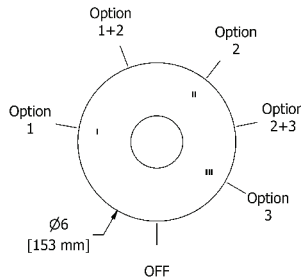
UPC®



- 1/2" inlet male NPT or sweat
- Three 1/2" outlets male NPT or sweat
- Thermostatic/pressure balance coaxial cartridge with check valves
- 6 positions (OFF, 1, 1 and 2, 2, 2 and 3, 3)
- Service valves
- 24 L/min, 6.3 gpm (US) 60psi

Code	Finish	Price
RUTM45+C	Chrome	\$ 545
RUTM45+PN	Polished nickel (PVD)	\$ 643

3-way Type T/P (thermostatic/pressure balance) coaxial complete valve PEX



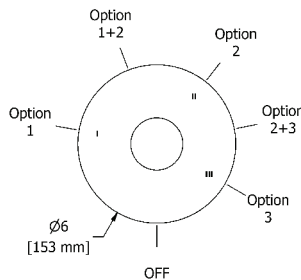
UPC®



- 1/2" inlet PEX
- Three 1/2" outlets PEX
- Thermostatic/pressure balance coaxial cartridge with check valves
- 6 positions (OFF, 1, 1 and 2, 2, 2 and 3, 3)
- Service valves
- 24 L/min, 6.3 gpm (US) 60psi

Code	Finish	Price
RUTM45+C-SPEX	Chrome	\$ 545
RUTM45+PN-SPEX	Polished nickel (PVD)	\$ 643

3-way Type T/P (thermostatic/pressure balance) coaxial complete valve EXPANSION PEX



UPC®



- 1/2" inlet EXPANSION PEX
- Three 1/2" outlets EXPANSION PEX
- Thermostatic/pressure balance coaxial cartridge with check valves
- 6 positions (OFF, 1, 1 and 2, 2, 2 and 3, 3)
- Service valves
- 24 L/min, 6.3 gpm (US) 60psi


Code	Finish	Price
RUTM45+C-EX	Chrome	\$ 545
RUTM45+PN-EX	Polished nickel (PVD)	\$ 643

Connection examples



4-way Type T/P (thermostatic/pressure balance) 3/4" coaxial valve

4-way Type T/P (thermostatic/pressure balance) 3/4" coaxial valve rough and trim



cUPC®

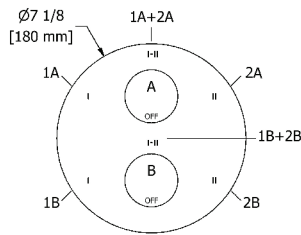
• **ROUGH ONLY**

Code	Description	Price
R46	3/4" inlet male NPT	\$ 322

• **TRIM ONLY**

Code	Finish	Price
TRUTM46C	Chrome	\$ 660
TRUTM46PN	Polished nickel (PVD)	\$ 806

4-way Type T/P (thermostatic/pressure balance) 3/4" coaxial complete valve




cUPC®



- 3/4" inlet male NPT
- Must be supplied with minimum 3/4" PEX , 3/4" EXPANSION PEX or 1/2" copper
- 2 thermo/pressure balance coaxial cartridges with check valves
- 4 integrated volume controls
- **2 different temperatures**
- Four 1/2" outlets female NPT
- Service valves
- **38 L/min, 10 gpm (US) 60psi**

Code	Finish	Price
RUTM46C	Chrome	\$ 982
RUTM46PN	Polished nickel (PVD)	\$ 1128

4-way Type T/P (thermostatic/pressure balance) 3/4" coaxial valve rough and trim



cUPC®



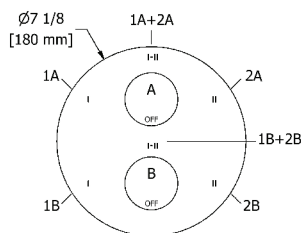
• **ROUGH ONLY**

Code	Description	Price
R46	3/4" inlet male NPT	\$ 322

• **TRIM ONLY**

Code	Finish	Price
TRUTM46+C	Chrome	\$ 660
TRUTM46+PN	Polished nickel (PVD)	\$ 806

4-way Type T/P (thermostatic/pressure balance) 3/4" coaxial complete valve



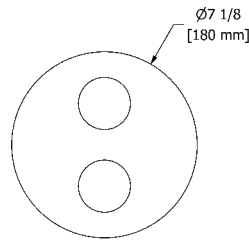
cUPC®



- 3/4" inlet male NPT
- Must be supplied with minimum 3/4" PEX , 3/4" EXPANSION PEX or 1/2" copper
- 2 thermo/pressure balance coaxial cartridges with check valves
- 4 integrated volume controls
- **2 different temperatures**
- Four 1/2" outlets female NPT
- Service valves
- **38 L/min, 10 gpm (US) 60psi**

Code	Finish	Price
RUTM46+C	Chrome	\$ 982
RUTM46+PN	Polished nickel (PVD)	\$ 1128

3/4" high performance Type T/P (thermostatic/pressure balance) coaxial complete valve



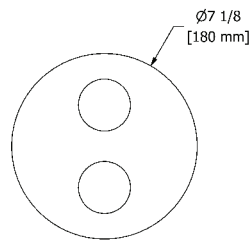
cUPC®



- 3/4" inlet male NPT, dedicated main water supply required
- 2 thermo/pressure balance coaxial cartridges with check valves
- 2 integrated volume controls
- **2 different temperatures**
- 4 outlets: two 1/2" outlets male NPT and two 3/4" outlets male NPT or 1/2" female NPT
- Service valves
- **76 L/min, 20 gpm (US) 60psi**

Code	Finish	Price
RUTM83C	Chrome	\$ 1091
RUTM83PN	Polished nickel (PVD)	\$ 1266

3/4" high performance Type T/P (thermostatic/pressure balance) coaxial complete valve



cUPC®

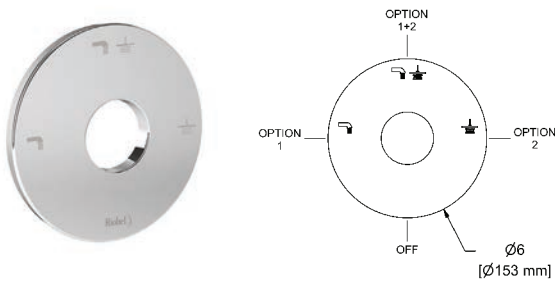


- 3/4" inlet male NPT, dedicated main water supply required
- 2 thermo/pressure balance coaxial cartridges with check valves
- 2 integrated volume controls
- **2 different temperatures**
- 4 outlets: two 1/2" outlets male NPT and two 3/4" outlets male NPT or 1/2" female NPT
- Service valves
- **76 L/min, 20 gpm (US) 60psi**

Code	Finish	Price
RUTM83+C	Chrome	\$ 1091
RUTM83+PN	Polished nickel (PVD)	\$ 1266

Valve plate with pictogram options

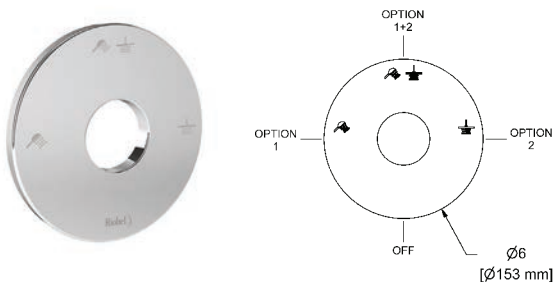
Tub spout and shower head pictograms (2-way coaxial valves)



• Pictograms engraving: Tub spout, shower head and shared function

Code	Finish	Price
PLTM023C	Chrome	\$ 42
PLTM023PN	Polished nickel (PVD)	\$ 53

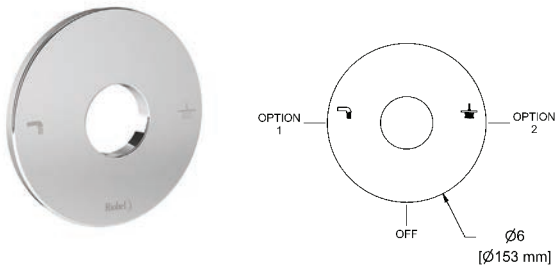
Hand shower and shower head pictograms (2-way coaxial valves)



• Pictograms engraving: Hand shower, shower head and shared function

Code	Finish	Price
PLTM123C	Chrome	\$ 42
PLTM123PN	Polished nickel (PVD)	\$ 53

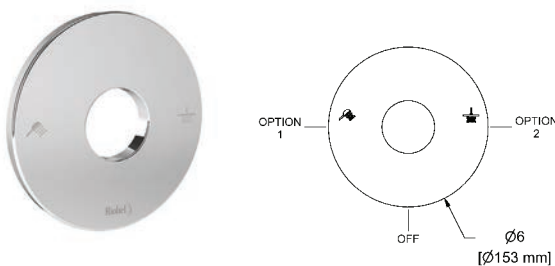
Tub spout and shower head pictograms (2-way coaxial valves)



• Pictograms engraving: Tub spout and shower head

Code	Finish	Price
PLTM044C	Chrome	\$ 42
PLTM044PN	Polished nickel (PVD)	\$ 53

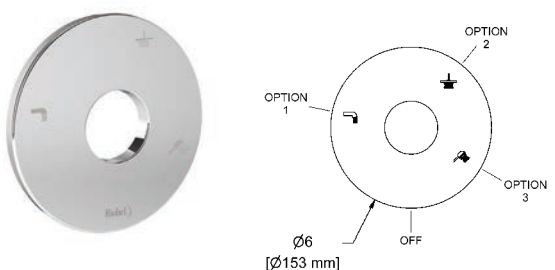
Hand shower and shower head pictograms (2-way coaxial valves)



• Pictograms engraving: Hand shower and shower head

Code	Finish	Price
PLTM144C	Chrome	\$ 42
PLTM144PN	Polished nickel (PVD)	\$ 53

Tub spout, shower head and hand shower pictograms (3-way coaxial valves)



• Pictograms engraving: Tub spout, shower head and hand shower

Code	Finish	Price
PLTM045C	Chrome	\$ 42
PLTM045PN	Polished nickel (PVD)	\$ 53

Suggested assemblies

Assembly #54RUTM



UPC®



Description	Code	C	PN
Type P valve trim	TRUTM51	\$ 190	\$ 278
Type P valve rough	R51 ¹	\$ 121	\$ 121
Hand shower rail	5055	\$ 181	\$ 279
Elbow supply	775	\$ 33	\$ 57
Total		\$ 525	\$ 735

1. Add -SPEX for PEX connection and -EX for Expansion PEX connection

Assembly #4744RUTM



UPC®



Description	Code	C	PN
2-way no share Type T/P coaxial valve trim	TRUTM44 ²	\$ 351	\$ 437
2-way Type T/P coaxial valve rough	R23 ¹	\$ 151	\$ 151
2-jet shower head with arm	366	\$ 130	\$ 163
Wall-mount tub spout	867	\$ 97	\$ 126
Total		\$ 729	\$ 877

1. Add -SPEX for PEX connection and -EX for Expansion PEX connection

2. Add + for Cross Handle Valve

Suggested assemblies

Assembly #323RUTM



UPC®



Description	Code	C	PN
2-way Type T/P coaxial valve trim	TRUTM23 ²	\$ 351	\$ 437
2-way Type T/P coaxial valve rough	R23 ¹	\$ 151	\$ 151
Hand shower rail	5055	\$ 181	\$ 279
20 cm (8") shower head	468	\$ 213	\$ 249
40 cm (16") shower arm	503	\$ 65	\$ 108
Elbow supply	775	\$ 33	\$ 57
Total		\$ 994	\$ 1281

1. Add -SPEX for PEX connection and -EX for Expansion PEX connection
2. Add + for Cross Handle Valve

Assembly #1345RUTM



UPC®



Description	Code	C	PN
3-way Type T/P coaxial valve trim	TRUTM45 ²	\$ 334	\$ 432
3-way Type T/P coaxial valve rough	R45 ¹	\$ 211	\$ 211
Hand shower rail	5055	\$ 181	\$ 279
20 cm (8") shower head	468	\$ 213	\$ 249
50 cm (20") shower arm	513	\$ 82	\$ 130
Elbow supply	775	\$ 33	\$ 57
Wall-mount tub spout	867	\$ 97	\$ 126
Total		\$ 1151	\$ 1484

1. Add -SPEX for PEX connection and -EX for Expansion PEX connection
2. Add + for Cross Handle Valve

Suggested assemblies

Assembly #446RUTM



Description	Code	C	PN
4-way Type T/P coaxial valve trim	TRUTM46 ²	\$ 660	\$ 806
4-way Type T/P 3/4" coaxial valve rough	R46	\$ 322	\$ 322
Hand shower rail	5055	\$ 181	\$ 279
20 cm (8") shower head	468	\$ 213	\$ 249
40 cm (16") shower arm	503	\$ 65	\$ 108
Body jet	390 (x4)	\$ 392	\$ 600
Elbow supply	775	\$ 33	\$ 57
Total		\$ 1866	\$ 2421

2. Add + for Cross Handle Valve

Assembly #1546RUTM



Description	Code	C	PN
4-way Type T/P coaxial valve trim	TRUTM46 ²	\$ 660	\$ 806
4-way Type T/P 3/4" coaxial valve rough	R46	\$ 322	\$ 322
Hand shower rail	5055 (x2)	\$ 362	\$ 558
20 cm (8") shower head	468 (x2)	\$ 426	\$ 498
40 cm (16") shower arm	503 (x2)	\$ 130	\$ 216
Elbow supply	775 (x2)	\$ 66	\$ 114
Total		\$ 1966	\$ 2514

2. Add + for Cross Handle Valve

Riu



Suggested assemblies

Assembly #783RUTM



cUPC®



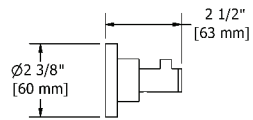
Description	Code	C
4-way Type T/P ¾" coaxial complete valve	RUTM83 ²	\$ 1091
Hand shower rail	5055(x2)	\$ 362
30 cm (12") shower head	472	\$ 392
40 cm (16") shower arm	503	\$ 65
Spin tile body jet	369 ⁴ (x4)	\$ 932
Elbow supply with shut-off valve	790 (x2)	\$ 242
Total		\$ 3084

2. Add + for Cross Handle Valve

4. These items must be ordered at the same time as the valve rough

Star Accessories

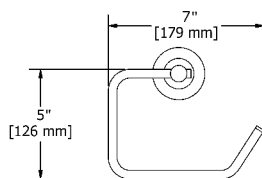
Robe hook



- 4 anchor points

Code	Finish	Price
ST0C	Chrome	\$ 57
ST0PN	Polished nickel (PVD)	\$ 93

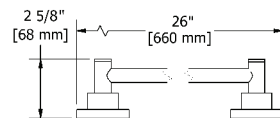
Paper holder



- 4 anchor points

Code	Finish	Price
ST3C	Chrome	\$ 93
ST3PN	Polished nickel (PVD)	\$ 128

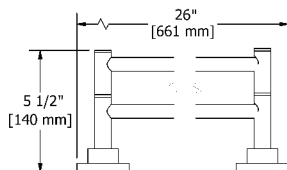
24" towel bar



- 4 anchor points

Code	Finish	Price
ST5C	Chrome	\$ 163
ST5PN	Polished nickel (PVD)	\$ 220

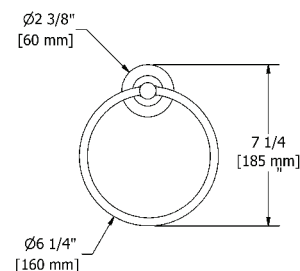
24" double towel bar



- 4 anchor points

Code	Finish	Price
ST6C	Chrome	\$ 244
ST6PN	Polished nickel (PVD)	\$ 338

Towel ring

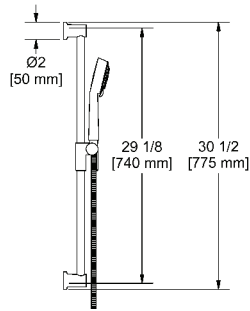


- 4 anchor points

Code	Finish	Price
ST7C	Chrome	\$ 79
ST7PN	Polished nickel (PVD)	\$ 111

Bath and shower components

Hand shower rail

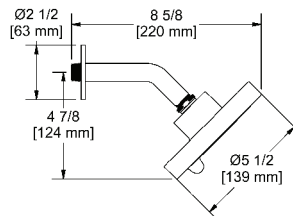


cUPC®

- Easy-Glide left cursor
- Ø22 mm (7/8") slide bar
- 05, 3-jet hand shower
- Scale-free
- 150 cm (59") double interlock flexible hose, **swivel** and 2 check valves
- **7.6 L/min, 2.0 gpm (US) 60psi**

Code	Finish	Price
5055C	Chrome	\$ 181
5055PN	Polished nickel (PVD)	\$ 279

2-jet shower head with arm

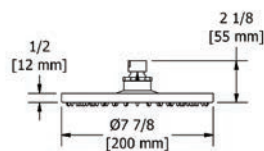


cUPC®

- Six positions
- 2 jets: luxurious, invigorating
- Shower arm with round flange
- Scale-free
- **Swivel**
- **7.6 L/min, 2.0 gpm (US) 60psi**

Code	Finish	Price
366C	Chrome	\$ 130
366PN	Polished nickel (PVD)	\$ 163

8" shower head

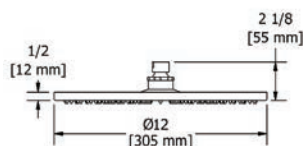



cUPC®

- 1/2" inlet female
- **Swivel**
- Scale-free
- **7.6 L/min, 2.0 gpm (US) 60psi**

Code	Finish	Price
468C	Chrome	\$ 213
468PN	Polished nickel (PVD)	\$ 249

12" shower head



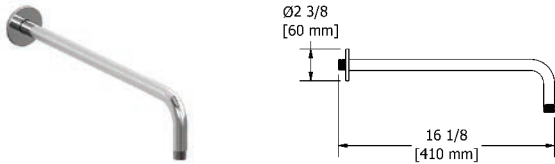
cUPC®

- 1/2" inlet female
- **Swivel**
- Scale-free
- **7.6 L/min, 2.0 gpm (US) 60psi**

Code	Finish	Price
472C	Chrome	\$ 392
472PN	Polished nickel (PVD)	\$ 469

Bath and shower components

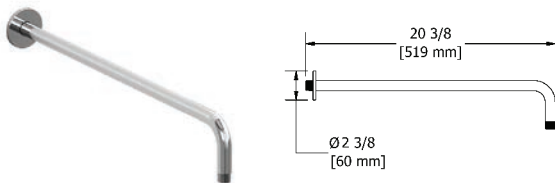
16" shower arm



- 1/2" inlet male NPT
- Round flange

Code	Finish	Price
503C	Chrome	\$ 65
503PN	Polished nickel (PVD)	\$ 108

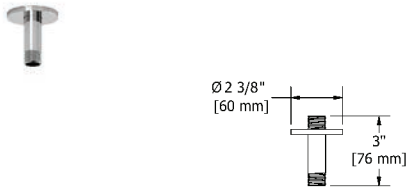
20" shower arm



- 1/2" inlet male NPT
- Round flange

Code	Finish	Price
513C	Chrome	\$ 82
513PN	Polished nickel (PVD)	\$ 130

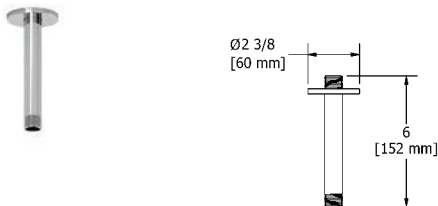
3" vertical shower arm



- 1/2" inlet male NPT
- Round flange

Code	Finish	Price
509C	Chrome	\$ 28
509PN	Polished nickel (PVD)	\$ 49

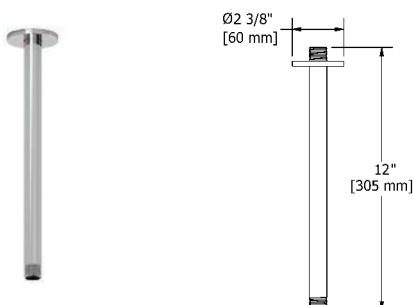
6" vertical shower arm



- 1/2" inlet male NPT
- Round flange

Code	Finish	Price
508C	Chrome	\$ 32
508PN	Polished nickel (PVD)	\$ 55

12" vertical shower arm

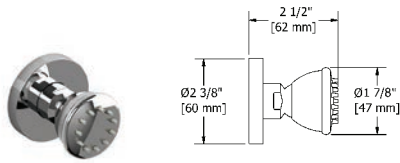


- 1/2" inlet male NPT
- Round flange

Code	Finish	Price
507C	Chrome	\$ 54
507PN	Polished nickel (PVD)	\$ 80

Bath and shower components

Directional body jet



cUPC®

- 1/2" inlet female NPT
- Scale-free
- Directional
- 2 to 6 L/min, 0.5 to 1.6 gpm (US) 60psi

Code	Finish	Price
390C	Chrome	\$ 98
390PN	Polished nickel (PVD)	\$ 150

2-jet directional tile body jet




cUPC®

- 1/2" inlet male NPT
- 2-jet
- Scale-free
- Directional
- 6.2 L/min, 1.6 gpm (US) 60psi

Code	Finish	Price
324C	Chrome	\$ 108

Spin tile body jet



cUPC®

- 1/2" inlet male NPT
- Rotating jet
- Special rough included
- 3.7 L/min, 1 gpm (US) 60psi

* Must be ordered at the same time as the valve rough

Code	Finish	Price
369C	Chrome	\$ 233

Elbow supply

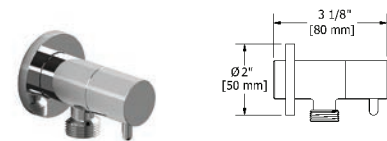


cUPC®

- 1/2" inlet female NPT
- 1/2" outlet male
- Adjustable depth

Code	Finish	Price
775C	Chrome	\$ 33
775PN	Polished nickel (PVD)	\$ 57

Elbow supply with shut-off valve

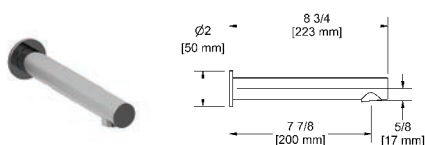


cUPC®

- 1/2" inlet female NPT
- 1/2" outlet male
- Ceramic cartridge
- Adjustable depth

Code	Finish	Price
790C	Chrome	\$ 121

Wall-mount tub spout



cUPC®

- 1/2" copper slip fit inlet
- Brass

Code	Finish	Price
867C	Chrome	\$ 97
867PN	Polished nickel (PVD)	\$ 126



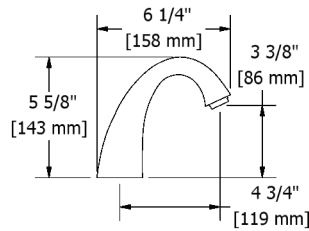
CLASSIC

BATHROOMS

CLASSIC



8" lavatory faucet



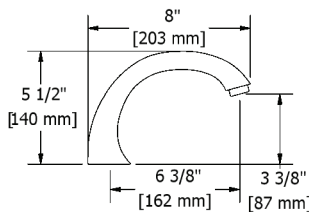
cUPC®



- 3/8" speedway compression
- Ceramic cartridge
- Pop-up drain
- 5.7 L/min, 1.5 gpm (US) 60psi

Code	Finish	Price
MA08LC	Chrome	\$ 444
MA08LBN	Brushed nickel (PVD)	\$ 567

8" lavatory faucet



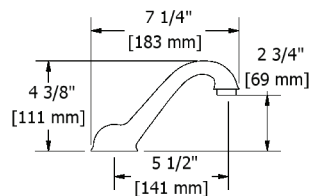
cUPC®



- 3/8" speedway compression
- Ceramic cartridge
- Pop-up drain
- 5.7 L/min, 1.5 gpm (US) 60psi

Code	Finish	Price
FI08LC	Chrome	\$ 444
FI08LBN	Brushed nickel (PVD)	\$ 567

8" lavatory faucet



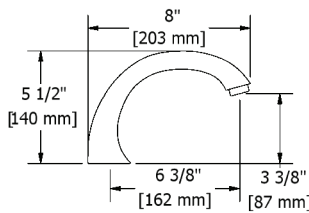
cUPC®



- 3/8" speedway compression
- Ceramic cartridge
- Pop-up drain
- 5.7 L/min, 1.5 gpm (US) 60psi

Code	Finish	Price
GN08LC	Chrome	\$ 487
GN08LCW	Chrome/White	\$ 487
GN08LBN	Brushed nickel (PVD)	\$ 610
GN08LPN	Polished nickel (PVD)	\$ 610

8" lavatory faucet



cUPC®



- 3/8" speedway compression
- Ceramic cartridge
- Pop-up drain
- 5.7 L/min, 1.5 gpm (US) 60psi

Code	Finish	Price
PR08LC	Chrome	\$ 497
PR08LCW	Chrome/White	\$ 497
PR08LBN	Brushed nickel (PVD)	\$ 620

Personalize your faucet with our handle options



EX.:

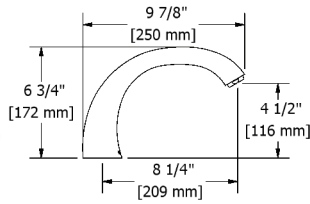
GN__LC

GN__LCW

MA__LC

__+C

4-piece deck-mount tub filler with hand shower



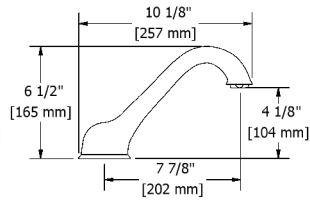
cUPC®



- 1/2" inlet male NPT or sweat
- Ceramic cartridge
- 1-jet hand shower
- 41.5 L/min, 11 gpm (US) 60psi

Code	Finish	Price
FI12LC	Chrome	\$ 665
FI12LBN	Brushed nickel (PVD)	\$ 922

4-piece deck-mount tub filler with hand shower



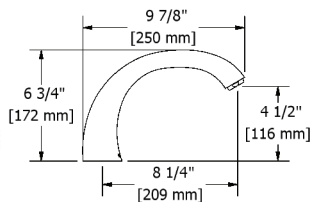
cUPC®



- 1/2" inlet male
- 1-jet hand shower
- Ceramic cartridge
- 41.5 L/min, 11 gpm (US) 60psi

Code	Finish	Price
GN12LC	Chrome	\$ 748
GN12LCW	Chrome/White	\$ 748
GN12LBN	Brushed nickel (PVD)	\$ 982
GN12LPN	Polished nickel (PVD)	\$ 982

4-piece deck-mount tub filler with hand shower



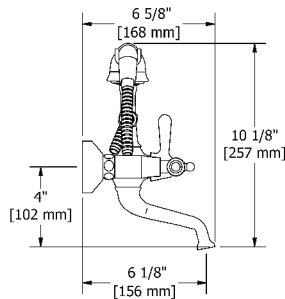
cUPC®



- 1/2" inlet male
- 1-jet hand shower
- Ceramic cartridge
- 41.5 L/min, 11 gpm (US) 60psi

Code	Finish	Price
PR12LC	Chrome	\$ 748
PR12LCW	Chrome/White	\$ 748
PR12LBN	Brushed nickel (PVD)	\$ 982

6" tub filler with hand shower



cUPC®



- 3/4" inlet female
- Ceramic cartridge
- 1/2" male X 3/4" male elbow adaptor
- 1-jet hand shower
- 2 check valves
- 44 L/min, 11.6 gpm (US) 60psi

Code	Finish	Price
MA06LC	Chrome	\$ 574
MA06LBN	Brushed nickel (PVD)	\$ 785

Personalize your faucet with our handle options



EX.:

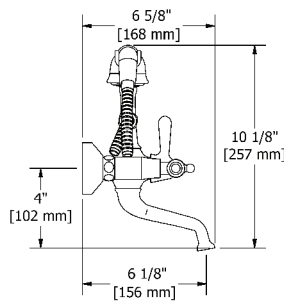
GN __ LC

GN __ LCW

MA __ LC

__ + C

6" tub filler with hand shower



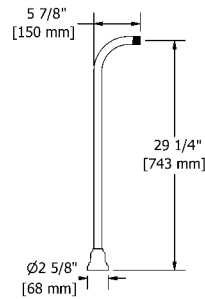
cUPC®



- 3/4" inlet female
- 1/2" male X 3/4" male elbow adaptor
- 1-jet hand shower
- Ceramic cartridge
- 2 check valves
- 44 L/min, 11.6 gpm (US) 60psi

Code	Finish	Price
GN06LC	Chrome	\$ 599
GN06LCW	Chrome/White	\$ 599
GN06LBN	Brushed nickel (PVD)	\$ 818
GN06LPN	Polished nickel (PVD)	\$ 818

30" high floor riser pair

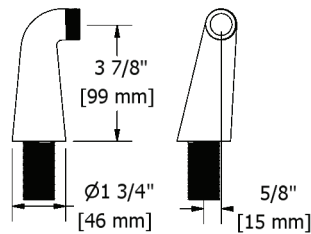


cUPC®

- 1/2" inlet female NPT
- 3/4" outlet male
- Pair
- 2 parts: rough and trim
- Round flange

Code	Finish	Price
TU33C	Chrome	\$ 559
TU33BN	Brushed nickel (PVD)	\$ 806
TU33PN	Polished nickel (PVD)	\$ 806

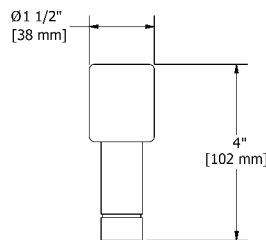
4" high floor riser pair, 1/2" off-set



- 1/2" inlet female NPT
- 3/4" outlet male
- Pair

Code	Finish	Price
TU99C	Chrome	\$ 137
TU99BN	Brushed nickel (PVD)	\$ 196
TU99PN	Polished nickel (PVD)	\$ 196

3 1/2" pair of extensions for TU26, TU33 and TU44



- 3/4" male NPT x 3/4" female NPT
- Pair

Code	Finish	Price
EXTTU33C	Chrome	\$ 78
EXTTU33BN	Brushed nickel (PVD)	\$ 91

Personalize your faucet with our handle options



EX.:

GN __ LC

GN __ LCW

MA __ LC

__ + C

4-piece bidet faucet with integrated vacuum breaker



cUPC®



- ½" inlet male NPT
- Ceramic cartridge
- Integrated vacuum breaker
- Jet
- Pop-up drain

Code	Finish	Price
MA09LC	Chrome	\$ 763
MA09LBN	Brushed nickel (PVD)	\$ 927

4-piece bidet faucet with integrated vacuum breaker



cUPC®



- Integrated vacuum breaker
- ½" inlet male NPT
- Ceramic cartridge
- Jet
- Pop-up drain

Code	Finish	Price
GN09LC	Chrome	\$ 763
GN09LPN	Polished nickel (PVD)	\$ 927

Personalize your faucet with our handle options



EX.:

GN__LC

GN__LCW

MA__LC

__+C

Classic



Type P (pressure balance) valve

Type P (pressure balance) rough and trim



cUPC®

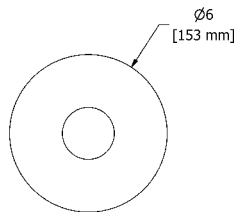
• ROUGH ONLY

Code	Description	Price
R51	Male NPT or sweat	\$ 121
R51-SPEX	PEX connections	\$ 121
R51-EX	EXPANSION PEX connections	\$ 121

• TRIM ONLY

Code	Finish	Price
TGN51C	Chrome	\$ 206
TGN51BN	Brushed nickel (PVD)	\$ 289
TGN51PN	Polished nickel (PVD)	\$ 289

Type P (pressure balance) complete valve



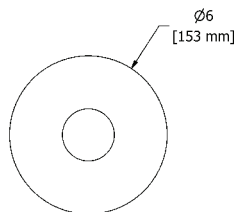
cUPC®



- ½" inlet male NPT or sweat
- ½" outlet male NPT or sweat
- Ceramic cartridge and balancing spool with check valves
- Double action: flow and temperature control
- Service valves

Code	Finish	Price
GN51C	Chrome	\$ 327
GN51BN	Brushed nickel (PVD)	\$ 410
GN51PN	Polished nickel (PVD)	\$ 410

Type P (pressure balance) complete valve PEX



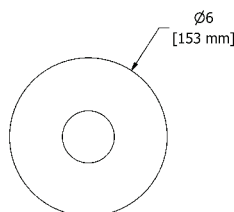
cUPC®



- ½" inlet PEX
- ½" shower outlet PEX
- ¾" bath outlet PEX or ½" sweat
- Ceramic cartridge and balancing spool with check valves
- Double action: flow and temperature control
- Service valves
- 22 L/min, 5.8 gpm (US) 60psi

Code	Finish	Price
GN51C-SPEX	Chrome	\$ 327
GN51BN-SPEX	Brushed nickel (PVD)	\$ 410
GN51PN-SPEX	Polished nickel (PVD)	\$ 410

Type P (pressure balance) complete valve EXPANSION PEX



cUPC®



- ½" inlet EXPANSION PEX
- ½" shower outlet EXPANSION PEX
- ¾" bath outlet EXPANSION PEX or ½" sweat
- Ceramic cartridge and balancing spool with check valves
- Double action: flow and temperature control
- Service valves
- 22 L/min, 5.8 gpm (US) 60psi

Code	Finish	Price
GN51C-EX	Chrome	\$ 327
GN51BN-EX	Brushed nickel (PVD)	\$ 410
GN51PN-EX	Polished nickel (PVD)	\$ 410

Connection examples



-SPEX



-EX

Classic



2-way Type T/P (thermostatic/pressure balance) coaxial valve

2-way Type T/P (thermostatic/pressure balance) valve rough and trim



cUPC®

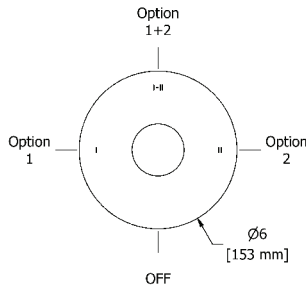
• ROUGH ONLY

Code	Description	Price
R23	Male NPT or sweat	\$ 151
R23-SPEX	PEX connections	\$ 151
R23-EX	EXPANSION PEX connections	\$ 151

• TRIM ONLY

Code	Finish	Price
TGN23C	Chrome	\$ 361
TGN23BN	Brushed nickel (PVD)	\$ 437
TGN23PN	Polished nickel (PVD)	\$ 437

2-way Type T/P (thermostatic/pressure balance) coaxial complete valve



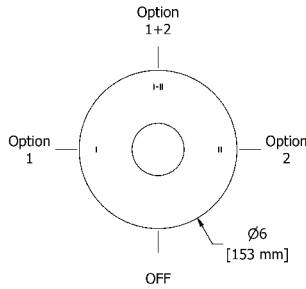
cUPC®



- ½" inlet male NPT or sweat
- Two ½" outlets male NPT or sweat
- Thermostatic/pressure balance coaxial cartridge with check valves
- 4 positions (OFF, 1, 1 and 2, 2)
- Service valves
- 24 L/min, 6.3 gpm (US) 60psi

Code	Finish	Price
GN23C	Chrome	\$ 512
GN23BN	Brushed nickel (PVD)	\$ 588
GN23PN	Polished nickel (PVD)	\$ 588

2-way Type T/P (thermostatic/pressure balance) coaxial complete valve PEX



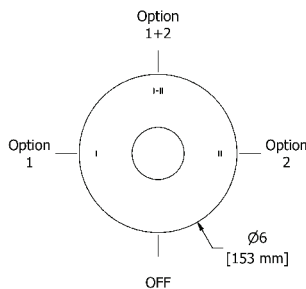
cUPC®



- ½" inlet PEX
- Two ½" outlets PEX
- Thermostatic/pressure balance coaxial cartridge with check valves
- 4 positions (OFF, 1, 1 and 2, 2)
- Service valves
- 24 L/min, 6.3 gpm (US) 60psi

Code	Finish	Price
GN23C-SPEX	Chrome	\$ 512
GN23BN-SPEX	Brushed nickel (PVD)	\$ 588
GN23PN-SPEX	Polished nickel (PVD)	\$ 588

2-way Type T/P (thermostatic/pressure balance) coaxial complete valve EXPANSION PEX



cUPC®



- ½" inlet EXPANSION PEX
- Two ½" outlets EXPANSION PEX
- Thermostatic/pressure balance coaxial cartridge with check valves
- 4 positions (OFF, 1, 1 and 2, 2)
- Service valves
- 24 L/min, 6.3 gpm (US) 60psi

Code	Finish	Price
GN23C-EX	Chrome	\$ 512
GN23BN-EX	Brushed nickel (PVD)	\$ 588
GN23PN-EX	Polished nickel (PVD)	\$ 588

Connection examples



-SPEX

-EX

Classic



2-way Type T/P (thermostatic/pressure balance) coaxial valve

2-way Type T/P (thermostatic/pressure balance) valve rough and trim



cUPC®



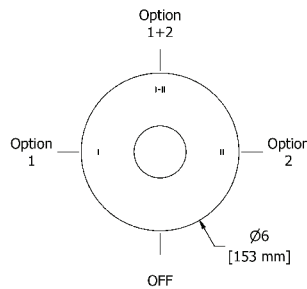
• ROUGH ONLY

Code	Description	Price
R23	Male NPT or sweat	\$ 151
R23-SPEX	PEX connections	\$ 151
R23-EX	EXPANSION PEX connections	\$ 151

• TRIM ONLY

Code	Finish	Price
TGN23+C	Chrome	\$ 361
TGN23+BN	Brushed nickel (PVD)	\$ 437
TGN23+PN	Polished nickel (PVD)	\$ 437

2-way Type T/P (thermostatic/pressure balance) coaxial complete valve



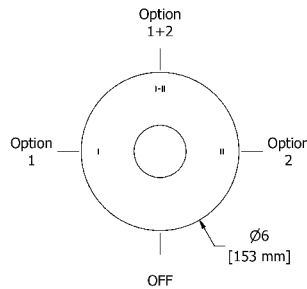
cUPC®



- ½" inlet male NPT or sweat
- Two ½" outlets male NPT or sweat
- Thermostatic/pressure balance coaxial cartridge with check valves
- 4 positions (OFF, 1, 1 and 2, 2)
- Service valves
- 24 L/min, 6.3 gpm (US) 60psi

Code	Finish	Price
GN23+C	Chrome	\$ 512
GN23+BN	Brushed nickel (PVD)	\$ 588
GN23+PN	Polished nickel (PVD)	\$ 588

2-way Type T/P (thermostatic/pressure balance) coaxial complete valve PEX



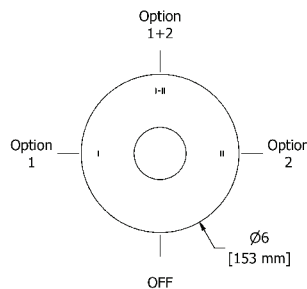
cUPC®



- ½" inlet PEX
- Two ½" outlets PEX
- Thermostatic/pressure balance coaxial cartridge with check valves
- 4 positions (OFF, 1, 1 and 2, 2)
- Service valves
- 24 L/min, 6.3 gpm (US) 60psi

Code	Finish	Price
GN23+C-SPEX	Chrome	\$ 512
GN23+BN-SPEX	Brushed nickel (PVD)	\$ 588
GN23+PN-SPEX	Polished nickel (PVD)	\$ 588

2-way Type T/P (thermostatic/pressure balance) coaxial complete valve EXPANSION PEX



cUPC®



- ½" inlet EXPANSION PEX
- Two ½" outlets EXPANSION PEX
- Thermostatic/pressure balance coaxial cartridge with check valves
- 4 positions (OFF, 1, 1 and 2, 2)
- Service valves
- 24 L/min, 6.3 gpm (US) 60psi

Code	Finish	Price
GN23+C-EX	Chrome	\$ 512
GN23+BN-EX	Brushed nickel (PVD)	\$ 588
GN23+PN-EX	Polished nickel (PVD)	\$ 588

Connection examples



-SPEX

-EX

Classic



3-way Type T/P (thermostatic/pressure balance) coaxial valve

3-way no share Type T/P (thermostatic/pressure balance) coaxial valve rough and trim



cUPC®

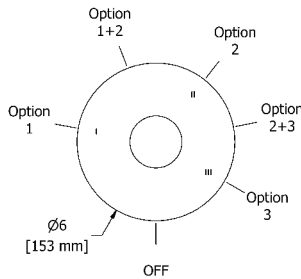
• ROUGH ONLY

Code	Description	Price
R45	Male NPT or sweat	\$ 211
R45-SPEX	PEX connections	\$ 211
R45-EX	EXPANSION PEX connections	\$ 211

• TRIM ONLY

Code	Finish	Price
TGN45C	Chrome	\$ 351
TGN45BN	Brushed nickel (PVD)	\$ 443
TGN45PN	Polished nickel (PVD)	\$ 443

3-way Type T/P (thermostatic/pressure balance) coaxial complete valve



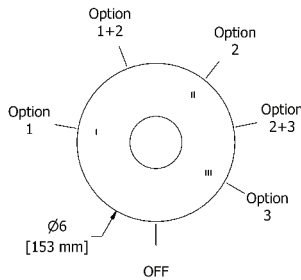
cUPC®



- ½" inlet male NPT or sweat
- Three ½" outlets male NPT or sweat
- Thermostatic/pressure balance coaxial cartridge with check valves
- Service valves
- 6 positions (OFF, 1, 1 and 2, 2, 2 and 3, 3)
- 24 L/min, 6.3 gpm (US) 60psi

Code	Finish	Price
GN45C	Chrome	\$ 562
GN45BN	Brushed nickel (PVD)	\$ 654
GN45PN	Polished nickel (PVD)	\$ 654

3-way Type T/P (thermostatic/pressure balance) coaxial complete valve PEX



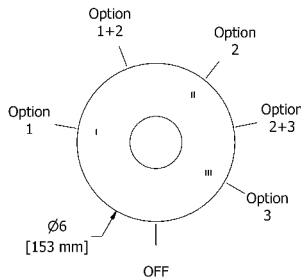
cUPC®



- ½" inlet PEX
- Three ½" outlets PEX
- Thermostatic/pressure balance coaxial cartridge with check valves
- Service valves
- 6 positions (OFF, 1, 1 and 2, 2, 2 and 3, 3)
- 24 L/min, 6.3 gpm (US) 60psi

Code	Finish	Price
GN45C-SPEX	Chrome	\$ 562
GN45BN-SPEX	Brushed nickel (PVD)	\$ 654
GN45PN-SPEX	Polished nickel (PVD)	\$ 654

3-way Type T/P (thermostatic/pressure balance) coaxial complete valve EXPANSION PEX



cUPC®



- ½" inlet EXPANSION PEX
- Three ½" outlets EXPANSION PEX
- Thermostatic/pressure balance coaxial cartridge with check valves
- 6 positions (OFF, 1, 1 and 2, 2, 2 and 3, 3)
- Service valves
- 24 L/min, 6.3 gpm (US) 60psi

Code	Finish	Price
GN45C-EX	Chrome	\$ 562
GN45BN-EX	Brushed nickel (PVD)	\$ 654
GN45PN-EX	Polished nickel (PVD)	\$ 654

Connection examples



-SPEX



-EX

Classic



3-way Type T/P (thermo/pressure balance) coaxial valve

3-way Type T/P (thermostatic/pressure balance) coaxial valve rough and trim



UPC®



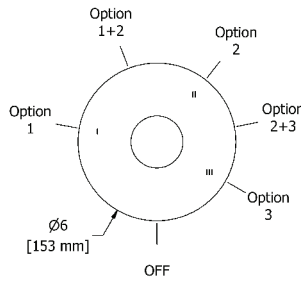
•ROUGH ONLY

Code	Description	Price
R45	Male NPT or sweat	\$ 211
R45-SPEX	PEX connections	\$ 211
R45-EX	EXPANSION PEX connections	\$ 211

•TRIM ONLY

Code	Finish	Price
TGN45+C	Chrome	\$ 351
TGN45+BN	Brushed nickel (PVD)	\$ 443
TGN45+PN	Polished nickel (PVD)	\$ 443

3-way Type T/P (thermostatic/pressure balance) coaxial complete valve



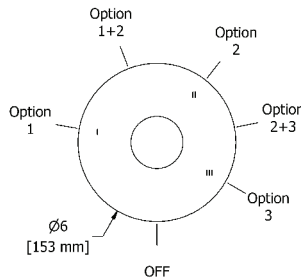
UPC®



- 1/2" inlet male NPT or sweat
- Three 1/2" outlets male NPT or sweat
- Thermostatic/pressure balance coaxial cartridge with check valves
- Service valves
- 6 positions (OFF, 1, 1 and 2, 2, 2 and 3, 3)
- 24 L/min, 6.3 gpm (US) 60psi

Code	Finish	Price
GN45+C	Chrome	\$ 562
GN45+BN	Brushed nickel (PVD)	\$ 654
GN45+PN	Polished nickel (PVD)	\$ 654

3-way Type T/P (thermostatic/pressure balance) coaxial complete valve PEX



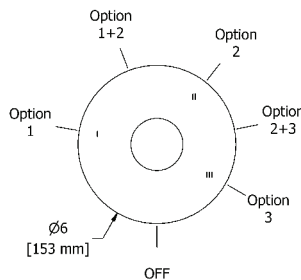
UPC®



- 1/2" inlet PEX
- Three 1/2" outlets PEX
- Thermostatic/pressure balance coaxial cartridge with check valves
- Service valves
- 6 positions (OFF, 1, 1 and 2, 2, 2 and 3, 3)
- 24 L/min, 6.3 gpm (US) 60psi

Code	Finish	Price
GN45+C-SPEX	Chrome	\$ 562
GN45+BN-SPEX	Brushed nickel (PVD)	\$ 654
GN45+PN-SPEX	Polished nickel (PVD)	\$ 654

3-way Type T/P (thermostatic/pressure balance) coaxial complete valve EXPANSION PEX



UPC®



- 1/2" inlet EXPANSION PEX
- Three 1/2" outlets EXPANSION PEX
- Thermostatic/pressure balance coaxial cartridge with check valves
- Service valves
- 6 positions (OFF, 1, 1 and 2, 2, 2 and 3, 3)
- 24 L/min, 6.3 gpm (US) 60psi

Code	Finish	Price
GN45+C-EX	Chrome	\$ 562
GN45+BN-EX	Brushed nickel (PVD)	\$ 654
GN45+PN-EX	Polished nickel (PVD)	\$ 654

Connection examples



-SPEX


-EX

Classic



4-way Type T/P (thermostatic/pressure balance) 3/4" coaxial valve

4-way Type T/P (thermostatic/pressure balance) 3/4" coaxial valve rough and trim



cUPC®

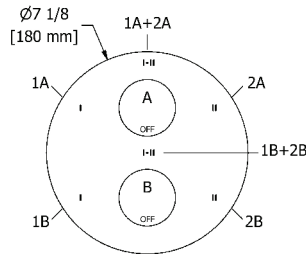
• **ROUGH ONLY**

Code	Description	Price
R46	3/4" inlet male NPT	\$ 322

• **TRIM ONLY**

Code	Finish	Price
TGN46C	Chrome	\$ 660
TGN46BN	Brushed nickel (PVD)	\$ 806
TGN46PN	Polished nickel (PVD)	\$ 806

4-way Type T/P (thermostatic/pressure balance) 3/4" coaxial complete valve




cUPC®



- 3/4" inlet male NPT
- Must be supplied with minimum 3/4" PEX, 3/4" EXPANSION PEX or 1/2" copper
- 2 thermo/pressure balance coaxial cartridges with check valves
- 4 integrated volume controls
- **2 different temperatures**
- Service valves
- Four 1/2" outlets female NPT
- **38 L/min, 10 gpm (US) 60psi**

Code	Finish	Price
GN46C	Chrome	\$ 982
GN46BN	Brushed nickel (PVD)	\$ 1128
GN46PN	Polished nickel (PVD)	\$ 1128

4-way no share Type T/P (thermostatic/pressure balance) 3/4" coaxial valve rough and trim



cUPC®



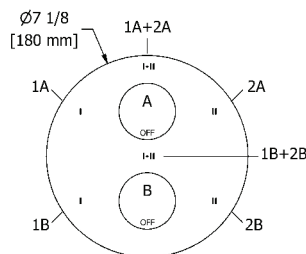
• **ROUGH ONLY**

Code	Description	Price
R46	3/4" inlet male NPT	\$ 322

• **TRIM ONLY**

Code	Finish	Price
TGN46+C	Chrome	\$ 660
TGN46+BN	Brushed nickel (PVD)	\$ 806
TGN46+PN	Polished nickel (PVD)	\$ 806

4-way Type T/P (thermostatic/pressure balance) 3/4" coaxial complete valve



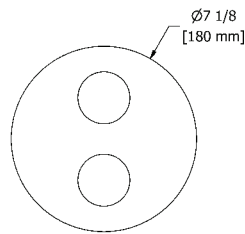
cUPC®



- 3/4" inlet male NPT
- Must be supplied with minimum 3/4" PEX, 3/4" EXPANSION PEX or 1/2" copper
- 2 thermo/pressure balance coaxial cartridges with check valves
- 4 integrated volume controls
- **2 different temperatures**
- Service valves
- Four 1/2" outlets female NPT
- **38 L/min, 10 gpm (US) 60psi**

Code	Finish	Price
GN46+C	Chrome	\$ 982
GN46+BN	Brushed nickel (PVD)	\$ 1128
GN46+PN	Polished nickel (PVD)	\$ 1128

3/4" high performance Type T/P (thermostatic/pressure balance) coaxial complete valve



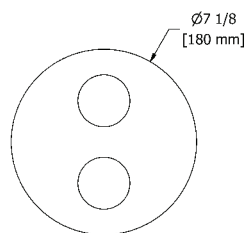
cUPC®



- 3/4" inlet male NPT, dedicated main water supply required
- 2 thermo/pressure balance coaxial cartridges with check valves
- 2 integrated volume controls
- **2 different temperatures**
- 4 outlets: two 1/2" outlets male NPT and two 3/4" outlets male NPT or 1/2" female NPT
- Service valves
- **76 L/min, 20 gpm (US) 60psi**

Code	Finish	Price
GN83C	Chrome	\$ 1091
GN83BN	Brushed nickel (PVD)	\$ 1266
GN83PN	Polished nickel (PVD)	\$ 1266

3/4" high performance Type T/P (thermostatic/pressure balance) coaxial complete valve



cUPC®



- 3/4" inlet male NPT, dedicated main water supply required
- 2 thermo/pressure balance coaxial cartridges with check valves
- 2 integrated volume controls
- **2 different temperatures**
- 4 outlets: two 1/2" outlets male NPT and two 3/4" outlets male NPT or 1/2" female NPT
- Service valves
- **76 L/min, 20 gpm (US) 60psi**

Code	Finish	Price
GN83+C	Chrome	\$ 1091
GN83+BN	Brushed nickel (PVD)	\$ 1266
GN83+PN	Polished nickel (PVD)	\$ 1266

1/2" shut-off valve rough



cUPC®

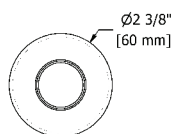
• ROUGH ONLY

Code	Description	Price
R20	—	\$ 93

• TRIM ONLY

Code	Finish	Price
TGN20LC	Chrome	\$ 58
TGN20LBN	Brushed nickel (PVD)	\$ 101
TGN20LPN	Polished nickel (PVD)	\$ 101

1/2" shut-off valve



cUPC®



- 1/2" inlet female NPT
- 1/2" ceramic cartridge

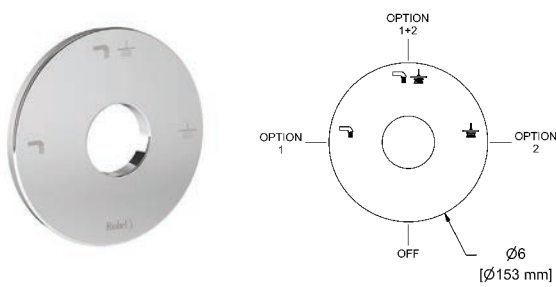
Code	Finish	Price
GN20LC	Chrome	\$ 151
GN20LBN	Brushed nickel (PVD)	\$ 194
GN20LPN	Polished nickel (PVD)	\$ 194

Classic



Valve plate with pictogram options

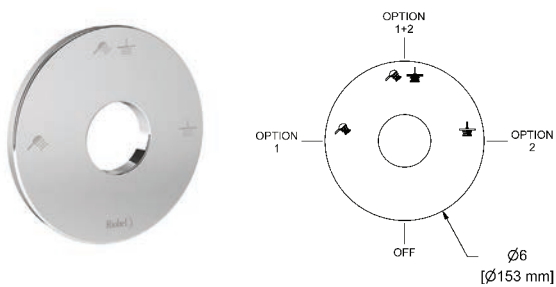
Tub spout and shower head pictograms (2-way coaxial valves)



• Pictograms engraving: Tub spout, shower head and shared function

Code	Finish	Price
PLTM023C	Chrome	\$ 42
PLTM023BN	Brushed nickel (PVD)	\$ 53
PLTM023PN	Polished nickel (PVD)	\$ 53

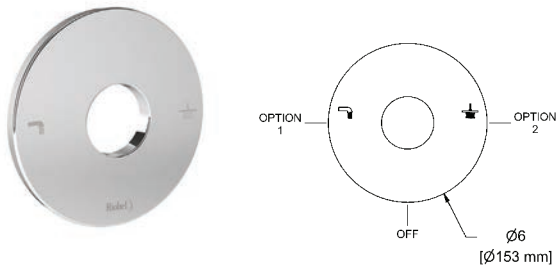
Hand shower and shower head pictograms (2-way coaxial valves)



• Pictograms engraving: Hand shower, shower head and shared function

Code	Finish	Price
PLTM123C	Chrome	\$ 42
PLTM123BN	Brushed nickel (PVD)	\$ 53
PLTM123PN	Polished nickel (PVD)	\$ 53

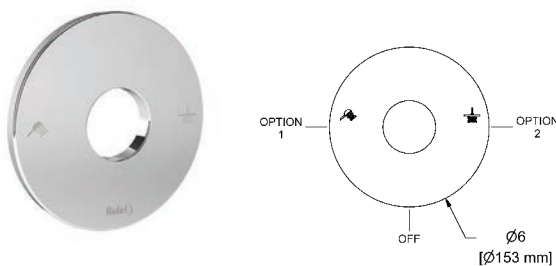
Tub spout and shower head pictograms (2-way coaxial valves)



• Pictograms engraving: Tub spout and shower head

Code	Finish	Price
PLTM044C	Chrome	\$ 42
PLTM044BN	Brushed nickel (PVD)	\$ 53
PLTM044PN	Polished nickel (PVD)	\$ 53

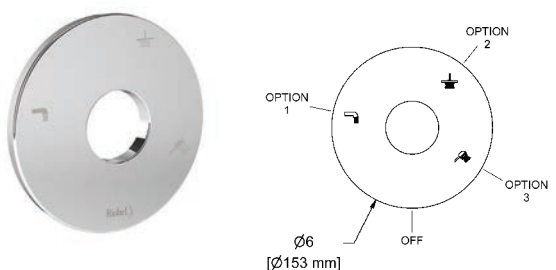
Hand shower and shower head pictograms (2-way coaxial valves)



• Pictograms engraving: Hand shower, shower head and function

Code	Finish	Price
PLTM144C	Chrome	\$ 42
PLTM144BN	Brushed nickel (PVD)	\$ 53
PLTM144PN	Polished nickel (PVD)	\$ 53

Tub spout, shower head and hand shower pictograms (3-way coaxial valves)



• Pictograms engraving: Tub spout, shower head and hand shower

Code	Finish	Price
PLTM045C	Chrome	\$ 42
PLTM045BN	Brushed nickel (PVD)	\$ 53
PLTM045PN	Polished nickel (PVD)	\$ 53

Classic



Suggested assemblies

Assembly #54GN



UPC®



Description	Code	C	BN	PN
Type P valve trim	TGN51	\$ 206	\$ 289	\$ 289
Type P valve rough	R51 ¹	\$ 121	\$ 121	\$ 121
Hand shower rail	6006	\$ 181	\$ 299	\$ 299
Elbow supply	747	\$ 32	\$ 54	\$ 54
Total		\$ 540	\$ 763	\$ 763

1. Add -SPEX for PEX connection and -EX for Expansion PEX connection

Assembly #4744GN



UPC®



Description	Code	C	BN	PN
2-way no share Type T/P coaxial valve trim	TGN44 ²	\$ 361	\$ 437	\$ 437
2-way Type T/P coaxial valve rough	R23 ¹	\$ 151	\$ 151	\$ 151
3-jet shower head with arm	308	\$ 46	\$ 75	\$ 75
Wall-mount tub spout	870	\$ 40	\$ 65	\$ 65
Total		\$ 598	\$ 728	\$ 728

1. Add -SPEX for PEX connection and -EX for Expansion PEX connection

2. Add + for Cross Handle Valve

Classic



Suggested assemblies

Assembly #323GN



UPC®



Description	Code	C	BN	PN
2-way Type T/P coaxial valve	TGN23 ²	\$ 361	\$ 437	\$ 437
2-way Type T/P coaxial valve rough	R23 ¹	\$ 151	\$ 151	\$ 151
Hand shower rail	6006	\$ 181	\$ 299	\$ 299
20 cm (8") shower head	408	\$ 202	\$ 239	\$ 239
40 cm (16") shower arm	503	\$ 65	\$ 108	\$ 108
Elbow supply	747	\$ 32	\$ 54	\$ 54
Total		\$ 992	\$ 1288	\$ 1288

1. Add -SPEX for PEX connection and -EX for Expansion PEX connection
2. Add + for Cross Handle Valve

Assembly #1345GN



UPC®



Description	Code	C	BN	PN
3-way Type T/P coaxial valve trim	TGN45 ²	\$ 351	\$ 443	\$ 443
3-way Type T/P coaxial valve rough	R45 ¹	\$ 211	\$ 211	\$ 211
Hand shower rail	6006	\$ 181	\$ 299	\$ 299
20 cm (8") shower head	408	\$ 202	\$ 239	\$ 239
50 cm (20") shower arm	513	\$ 82	\$ 130	\$ 130
Elbow supply	747	\$ 32	\$ 54	\$ 54
Wall-mount tub spout	870	\$ 40	\$ 65	\$ 65
Total		\$ 1099	\$ 1441	\$ 1441

1. Add -SPEX for PEX connection and -EX for Expansion PEX connection
2. Add + for Cross Handle Valve

Other components available in *Bath and Shower Components* section.

Classic



Suggested assemblies

Assembly #446GN



Description	Code	C	BN	PN
4-way Type T/P coaxial valve trim	TGN46 ²	\$ 660	\$ 806	\$ 806
4-way Type T/P 3/4" coaxial valve rough	R46	\$ 322	\$ 322	\$ 322
Hand shower rail	6006	\$ 181	\$ 299	\$ 299
20 cm (8") shower head	408	\$ 202	\$ 239	\$ 239
40 cm (16") shower arm	503	\$ 65	\$ 108	\$ 108
UPC® Body jet	327(x4)	\$ 328	\$ 476	\$ 476
Elbow supply	747	\$ 32	\$ 54	\$ 54
Total		\$ 1790	\$ 2304	\$ 2304

2. Add + for Cross Handle Valve

Assembly #1546GN



Description	Code	C	BN	PN
4-way Type T/P coaxial valve trim	TGN46 ²	\$ 660	\$ 806	\$ 806
4-way Type T/P 3/4" coaxial valve rough	R46	\$ 322	\$ 322	\$ 322
Hand shower rail	6006(x2)	\$ 362	\$ 598	\$ 598
20 cm (8") shower head	408 (x2)	\$ 404	\$ 478	\$ 478
40 cm (16") shower arm	503 (x2)	\$ 130	\$ 216	\$ 216
UPC® Elbow supply	747 (x2)	\$ 64	\$ 108	\$ 108
Total		\$ 1942	\$ 2528	\$ 2528

2. Add + for Cross Handle Valve

Classic



Suggested assemblies

Assembly # 783GN



cUPC®



Description	Code	C
4-way Type T/P ¾" coaxial complete valve	GN83 ²	\$ 1091
Hand shower rail	6006(x2)	\$ 362
32 cm (13") shower head	412	\$ 469
40 cm (16") shower arm	503	\$ 65
Spin tile body jet	369 ⁴ (x4)	\$ 932
Elbow supply with shut-off valve	780 (x2)	\$ 242
Total		\$ 3161

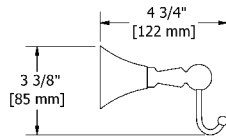
2. Add + for Cross Handle Valve

4. These items must be ordered at the same time as the valve rough

Classic

Hudson accessories

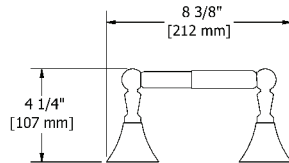
Robe hook



- 4 anchor points

Code	Finish	Price
HU0C	Chrome	\$ 71
HU0BN	Brushed nickel (PVD)	\$ 97
HU0PN	Polished nickel (PVD)	\$ 97

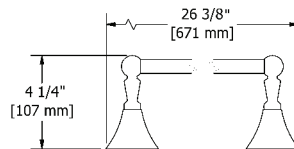
Paper holder



- 4 anchor points

Code	Finish	Price
HU3C	Chrome	\$ 124
HU3BN	Brushed nickel (PVD)	\$ 161
HU3PN	Polished nickel (PVD)	\$ 161

24" towel bar

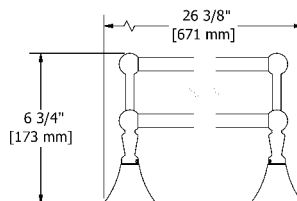


- 4 anchor points

* May be cut to desired length

Code	Finish	Price
HU5C	Chrome	\$ 151
HU5BN	Brushed nickel (PVD)	\$ 206
HU5PN	Polished nickel (PVD)	\$ 206

24" double towel bar

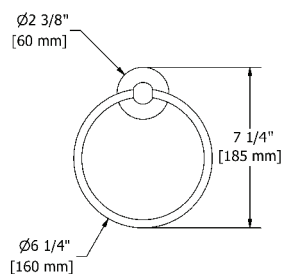


- 4 anchor points

* May be cut to desired length

Code	Finish	Price
HU6C	Chrome	\$ 235
HU6BN	Brushed nickel (PVD)	\$ 310
HU6PN	Polished nickel (PVD)	\$ 310

Towel ring



- 4 anchor points

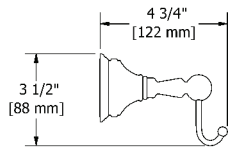
Code	Finish	Price
HU7C	Chrome	\$ 82
HU7BN	Brushed nickel (PVD)	\$ 108
HU7PN	Polished nickel (PVD)	\$ 108

Classic



Retro accessories

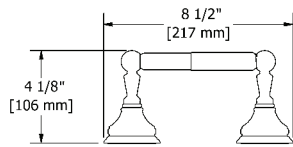
Robe hook



- 4 anchor points

Code	Finish	Price
RT0C	Chrome	\$ 104
RT0BN	Brushed nickel (PVD)	\$ 163
RT0PN	Polished nickel (PVD)	\$ 163

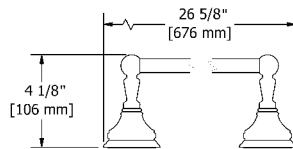
Paper holder



- 4 anchor points

Code	Finish	Price
RT3C	Chrome	\$ 192
RT3BN	Brushed nickel (PVD)	\$ 311
RT3PN	Polished nickel (PVD)	\$ 311

24" towel bar

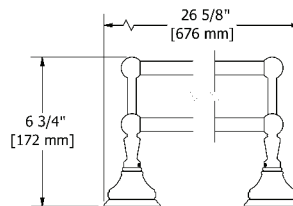


- 4 anchor points

* May be cut to desired length

Code	Finish	Price
RT5C	Chrome	\$ 217
RT5BN	Brushed nickel (PVD)	\$ 327
RT5PN	Polished nickel (PVD)	\$ 327

24" double towel bar

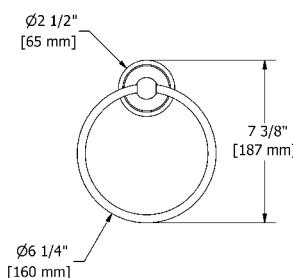


- 4 anchor points

* May be cut to desired length

Code	Finish	Price
RT6C	Chrome	\$ 294
RT6BN	Brushed nickel (PVD)	\$ 436
RT6PN	Polished nickel (PVD)	\$ 436

Towel ring



- 4 anchor points

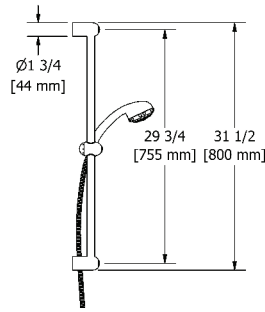
Code	Finish	Price
RT7C	Chrome	\$ 119
RT7BN	Brushed nickel (PVD)	\$ 180
RT7PN	Polished nickel (PVD)	\$ 180

Classic



Bath and shower components

Hand shower rail

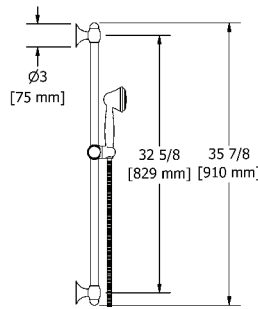


cUPC®

- 06, 3-jet hand shower
- Scale-free
- Ø25 mm (1") slide bar
- 150 cm (59") double interlock flexible hose, **swivel** and 2 check valves
- **7.6 L/min, 2.0 gpm (US) 60psi**

Code	Finish	Price
6006C	Chrome	\$ 181
6006BN	Brushed nickel (PVD)	\$ 299
6006PN	Polished nickel (PVD)	\$ 299

Hand shower rail

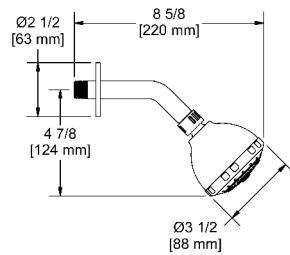


cUPC®

- 4310, 3-jet hand shower
- Scale-free
- Ø25 mm (1") slide bar
- 150 cm (59") double interlock flexible hose, **swivel** and 2 check valves
- **7.6 L/min, 2.0 gpm (US) 60psi**

Code	Finish	Price
4830C	Chrome	\$ 338

3-jet shower head with arm

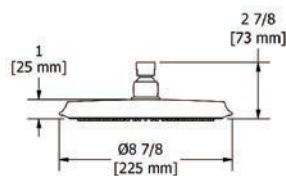


cUPC®

- 3 jets: tropical breeze, luxurious, massage
- Shower arm with round flange
- Scale-free
- **Swivel**
- **7.6 L/min, 2.0 gpm (US) 60psi**

Code	Finish	Price
308C	Chrome	\$ 46
308BN	Brushed nickel (PVD)	\$ 75
308PN	Polished nickel (PVD)	\$ 75

8" shower head

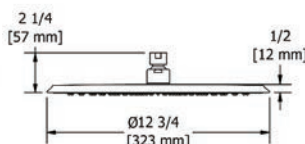


cUPC®

- 1/2" inlet female
- Scale-free
- **Swivel**
- **7.6 L/min, 2.0 gpm (US) 60psi**

Code	Finish	Price
408C	Chrome	\$ 202
408BN	Brushed nickel (PVD)	\$ 239
408PN	Polished nickel (PVD)	\$ 239

13" shower head



cUPC®

- 1/2" inlet female
- Scale-free
- **Swivel**
- **7.6 L/min, 2.0 gpm (US) 60psi**

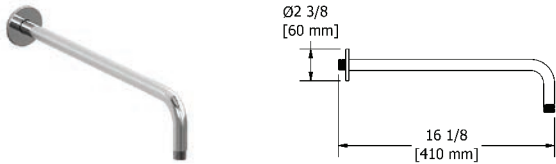
Code	Finish	Price
412C	Chrome	\$ 469
412PN	Polished nickel (PVD)	\$ 588

Classic



Bath and shower components

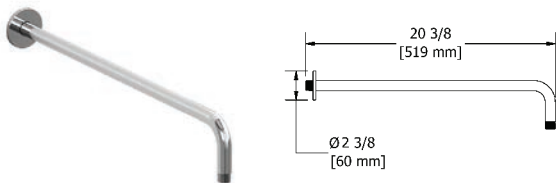
16" shower arm



- 1/2" inlet male NPT
- Round flange

Code	Finish	Price
503C	Chrome	\$ 65
503BN	Brushed nickel (PVD)	\$ 108
503PN	Polished nickel (PVD)	\$ 108

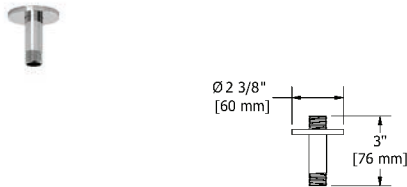
20" shower arm



- 1/2" inlet male NPT
- Round flange

Code	Finish	Price
513C	Chrome	\$ 82
513BN	Brushed nickel (PVD)	\$ 130
513PN	Polished nickel (PVD)	\$ 130

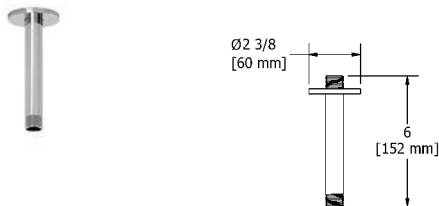
3" vertical shower arm



- 1/2" inlet male NPT
- Round flange

Code	Finish	Price
509C	Chrome	\$ 28
509BN	Brushed nickel (PVD)	\$ 49
509PN	Polished nickel (PVD)	\$ 49

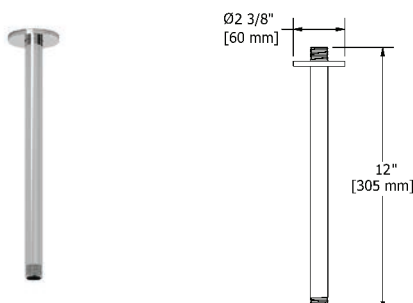
6" vertical shower arm



- 1/2" inlet male NPT
- Round flange

Code	Finish	Price
508C	Chrome	\$ 32
508BN	Brushed nickel (PVD)	\$ 55
508PN	Polished nickel (PVD)	\$ 55

12" vertical shower arm



- 1/2" inlet male NPT
- Round flange

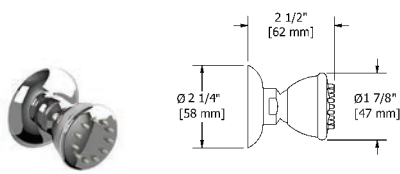
Code	Finish	Price
507C	Chrome	\$ 54
507BN	Brushed nickel (PVD)	\$ 80
507PN	Polished nickel (PVD)	\$ 80

Classic



Bath and shower components

Directional body jet




cUPC®

- 1/2" inlet female NPT
- Directional
- Scale-free
- 2 à/to 6 L/min, 0.5 à/to 1.6 gpm (US) 60psi

Code	Finish	Price
327C	Chrome	\$ 82
327BN	Brushed nickel (PVD)	\$ 119
327PN	Polished nickel (PVD)	\$ 119

2-jet directional tile body jet




cUPC®

- 1/2" inlet male NPT
- Directional
- 2-jet
- Scale-free
- 6.2 L/min, 1.6 gpm (US) 60psi

Code	Finish	Price
324C	Chrome	\$ 108

Spin tile body jet



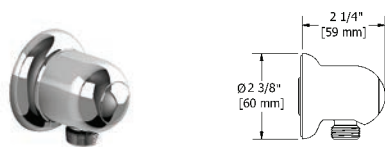
cUPC®

- 1/2" inlet male NPT
- Rotating jet
- Special rough included
- 3.7 L/min, 1 gpm (US) 60psi

* Must be ordered at the same time as the valve rough

Code	Finish	Price
369C	Chrome	\$ 233

Elbow supply

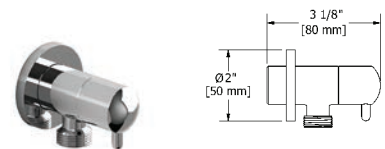


cUPC®

- 1/2" inlet female NPT
- 1/2" outlet male
- Adjustable depth

Code	Finish	Price
747C	Chrome	\$ 32
747BN	Brushed nickel (PVD)	\$ 54
747PN	Polished nickel (PVD)	\$ 54

Elbow supply with shut-off valve

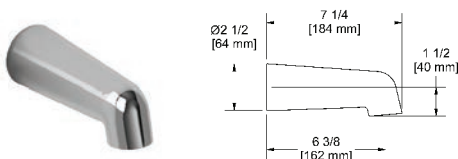


cUPC®

- 1/2" inlet female NPT
- 1/2" outlet male
- Ceramic cartridge
- Adjustable depth

Code	Finish	Price
780C	Chrome	\$ 121
780BN	Brushed nickel (PVD)	\$ 181
780PN	Polished nickel (PVD)	\$ 181

Wall-mount tub spout



cUPC®

- 1/2" copper slip fit inlet
- Flow diffuser

Code	Finish	Price
870C	Chrome	\$ 40
870BN	Brushed nickel (PVD)	\$ 65
870PN	Polished nickel (PVD)	\$ 65



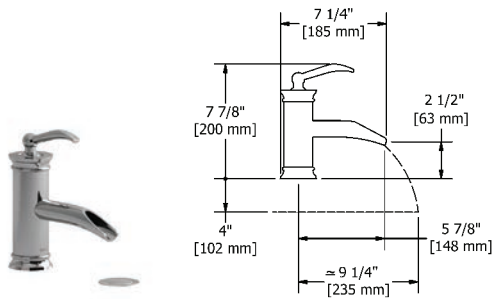
ALTITUDE

BATHROOMS

ALTITUDE



Single hole lavatory open spout faucet



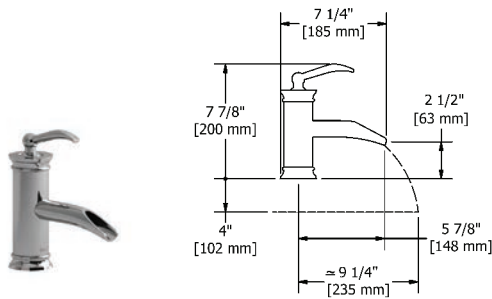
cUPC®



- 3/8" speedway compression
- Ceramic cartridge
- Push drain
- 5.7 L/min, 1.5 gpm (US) 60psi

Code	Finish	Price
ASOP01C	Chrome	\$ 469
ASOP01BN	Brushed nickel (PVD)	\$ 650
ASOP01PN	Polished nickel (PVD)	\$ 650

Single hole lavatory open spout faucet



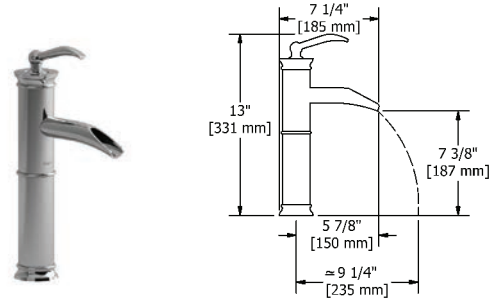
cUPC®



- 3/8" speedway compression
- Ceramic cartridge
- No drain
- 5.7 L/min, 1.5 gpm (US) 60psi

Code	Finish	Price
ASOP00C	Chrome	\$ 447
ASOP00BN	Brushed nickel (PVD)	\$ 612
ASOP00PN	Polished nickel (PVD)	\$ 612

Single hole lavatory open spout faucet



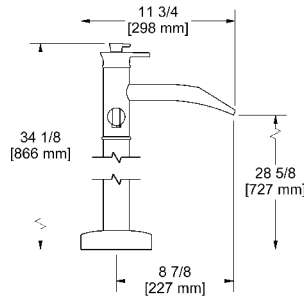
cUPC®



- 3/8" speedway compression
- Ceramic cartridge
- No drain
- 5.7 L/min, 1.5 gpm (US) 60psi

Code	Finish	Price
ALOP01C	Chrome	\$ 512
ALOP01BN	Brushed nickel (PVD)	\$ 697
ALOP01PN	Polished nickel (PVD)	\$ 697

2-way Type T (thermostatic) coaxial floor-mount tub filler with hand shower



UPC®



- 1/2" inlet male NPT
- Thermostatic coaxial cartridge with check valves
- 1-jet hand shower/scale-free
- 2 parts: rough and trim
- 2 check valves
- 23 L/min, 6.0 gpm (US) 60psi

Add **-EX** for **EXPANSION PEX** connection

Add **-SPEX** for **PEX** connection

Code	Finish	Price
ATOP39C	Chrome	\$ 1746
ATOP39BN	Brushed nickel (PVD)	\$ 2510
ATOP39PN	Polished nickel (PVD)	\$ 2510

Floor-mount tub filler rough and trim



UPC®

• **ROUGH ONLY**

Code	Description	Price
RHFS	1/2" male NPT connections	\$ 204
RHFS-SPEX	PEX connections	\$ 204
RHFS-EX	EXPANSION PEX connections	\$ 204

• **TRIM ONLY**

Code	Finish	Price
TATOP39C	Chrome	\$ 1542
TATOP39BN	Brushed nickel (PVD)	\$ 2306
TATOP39PN	Polished nickel (PVD)	\$ 2306

Rough, trim and concrete floor installation box



UPC®

• **ROUGH ONLY**

Code	Description	Price
RHBX-SPEX	PEX connections	\$ 410
RHBX-EX	EXPANSION PEX connections	\$ 410

• **TRIM ONLY**

Code	Finish	Price
TATOP39C	Chrome	\$ 1542
TATOP39BN	Brushed nickel (PVD)	\$ 2306
TATOP39PN	Polished nickel (PVD)	\$ 2306

Altitude



Type P (pressure balance) valve

Type P (pressure balance) rough and trim



cUPC®

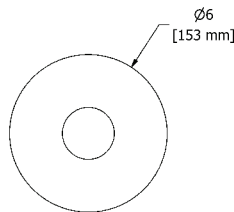
• ROUGH ONLY

Code	Description	Price
R51	Male NPT or sweat	\$ 121
R51-SPEX	PEX connections	\$ 121
R51-EX	EXPANSION PEX connections	\$ 121

• TRIM ONLY

Code	Finish	Price
TATOP51C	Chrome	\$ 206
TATOP51BN	Brushed nickel (PVD)	\$ 289
TATOP51PN	Polished nickel (PVD)	\$ 289

Type P (pressure balance) complete valve



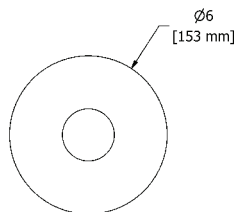
cUPC®



- 1/2" inlet male NPT or sweat
- 1/2" outlet male NPT or sweat
- Ceramic cartridge and balancing spool with check valves
- Service valves
- Double action: flow and temperature control
- 22 L/min, 5.8 gpm (US) 60psi

Code	Finish	Price
ATOP51C	Chrome	\$ 327
ATOP51BN	Brushed nickel (PVD)	\$ 410
ATOP51PN	Polished nickel (PVD)	\$ 410

Type P (pressure balance) complete valve PEX



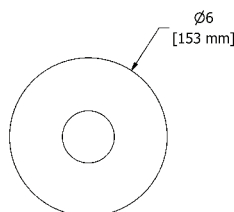
cUPC®



- 1/2" inlet PEX
- 1/2" shower outlet PEX
- 3/4" bath outlet PEX or 1/2" sweat
- Ceramic cartridge and balancing spool with check valves
- Service valves
- Double action: flow and temperature control
- 22 L/min, 5.8 gpm (US) 60psi

Code	Finish	Price
ATOP51C-SPEX	Chrome	\$ 327
ATOP51BN-SPEX	Brushed nickel (PVD)	\$ 410
ATOP51PN-SPEX	Polished nickel (PVD)	\$ 410

Type P (pressure balance) complete valve EXPANSION PEX



cUPC®



- 1/2" inlet EXPANSION PEX
- 1/2" shower outlet EXPANSION PEX
- 3/4" bath outlet EXPANSION PEX or 1/2" sweat
- Ceramic cartridge and balancing spool with check valves
- Service valves
- Double action: flow and temperature control
- 22 L/min, 5.8 gpm (US) 60psi

Code	Finish	Price
ATOP51C-EX	Chrome	\$ 327
ATOP51BN-EX	Brushed nickel (PVD)	\$ 410
ATOP51PN-EX	Polished nickel (PVD)	\$ 410

Connection examples



-SPEX



-EX

Altitude



2-way Type T/P (thermostatic/pressure balance) coaxial valve

2-way Type T/P (thermostatic/pressure balance) coaxial valve rough and trim



cUPC®

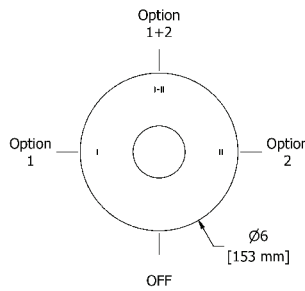
• ROUGH ONLY

Code	Description	Price
R23	Male NPT or sweat	\$ 151
R23-SPEX	PEX connections	\$ 151
R23-EX	EXPANSION PEX connections	\$ 151

• TRIM ONLY

Code	Finish	Price
TATOP23C	Chrome	\$ 361
TATOP23BN	Brushed nickel (PVD)	\$ 437
TATOP23PN	Polished nickel (PVD)	\$ 437

2-way Type T/P (thermostatic/pressure balance) coaxial complete valve



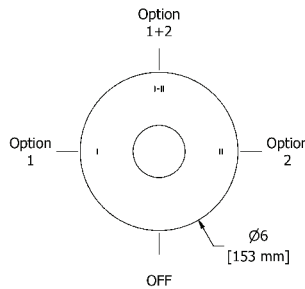
cUPC®



- 1/2" inlet male NPT or sweat
- Two 1/2" outlets male NPT or sweat
- Thermostatic/pressure balance coaxial cartridge with check valves
- 4 positions (OFF, 1, 1 and 2, 2)
- Service valves
- 24 L/min, 6.3 gpm (US) 60psi

Code	Finish	Price
ATOP23C	Chrome	\$ 512
ATOP23BN	Brushed nickel (PVD)	\$ 588
ATOP23PN	Polished nickel (PVD)	\$ 588

2-way Type T/P (thermostatic/pressure balance) coaxial complete valve PEX



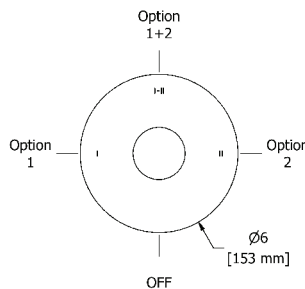
cUPC®



- 1/2" inlet PEX
- Two 1/2" outlets PEX
- Thermostatic/pressure balance coaxial cartridge with check valves
- 4 positions (OFF, 1, 1 and 2, 2)
- Service valves
- 24 L/min, 6.3 gpm (US) 60psi

Code	Finish	Price
ATOP23C-SPEX	Chrome	\$ 512
ATOP23BN-SPEX	Brushed nickel (PVD)	\$ 588
ATOP23PN-SPEX	Polished nickel (PVD)	\$ 588

2-way Type T/P (thermostatic/pressure balance) coaxial complete valve EXPANSION PEX



cUPC®



- 1/2" inlet EXPANSION PEX
- Two 1/2" outlets EXPANSION PEX
- Thermostatic/pressure balance coaxial cartridge with check valves
- 4 positions (OFF, 1, 1 and 2, 2)
- Service valves
- 24 L/min, 6.3 gpm (US) 60psi

Code	Finish	Price
ATOP23C-EX	Chrome	\$ 512
ATOP23BN-EX	Brushed nickel (PVD)	\$ 588
ATOP23PN-EX	Polished nickel (PVD)	\$ 588

Connection examples



-SPEX

-EX

3-way Type T/P (thermostatic/pressure balance) coaxial valve

3-way Type T/P (thermostatic/pressure balance) coaxial valve rough and trim



cUPC®

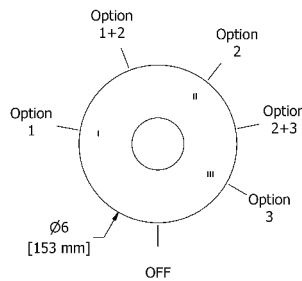
• ROUGH ONLY

Code	Description	Price
R45	Male NPT or sweat	\$ 211
R45-SPEX	PEX connections	\$ 211
R45-EX	EXPANSION PEX connections	\$ 211

• TRIM ONLY

Code	Finish	Price
TATOP45C	Chrome	\$ 351
TATOP45BN	Brushed nickel (PVD)	\$ 443
TATOP45PN	Polished nickel (PVD)	\$ 443

3-way Type T/P (thermostatic/pressure balance) coaxial complete valve



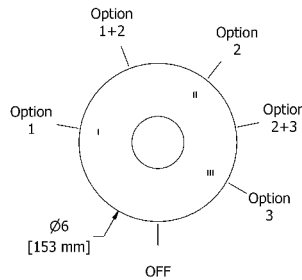
cUPC®



- ½" inlet male NPT or sweat
- Three ½" outlets male NPT or sweat
- Thermostatic/pressure balance coaxial cartridge with check valves
- 6 positions (OFF, 1, 1 and 2, 2, 2 and 3, 3)
- Service valves
- 24 L/min, 6.3 gpm (US) 60psi

Code	Finish	Price
ATOP45C	Chrome	\$ 562
ATOP45BN	Brushed nickel (PVD)	\$ 654
ATOP45PN	Polished nickel (PVD)	\$ 654

3-way Type T/P (thermostatic/pressure balance) coaxial complete valve PEX



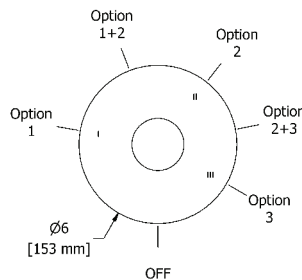
cUPC®



- ½" inlet PEX
- Three ½" outlets PEX
- Thermostatic/pressure balance coaxial cartridge with check valves
- 6 positions (OFF, 1, 1 and 2, 2, 2 and 3, 3)
- Service valves
- 24 L/min, 6.3 gpm (US) 60psi

Code	Finish	Price
ATOP45C-SPEX	Chrome	\$ 562
ATOP45BN-SPEX	Brushed nickel (PVD)	\$ 654
ATOP45PN-SPEX	Polished nickel (PVD)	\$ 654

3-way Type T/P (thermostatic/pressure balance) coaxial complete valve EXPANSION PEX



cUPC®



- ½" inlet EXPANSION PEX
- Three ½" outlets EXPANSION PEX
- Thermostatic/pressure balance coaxial cartridge with check valves
- 6 positions (OFF, 1, 1 and 2, 2, 2 and 3, 3)
- Service valves
- 24 L/min, 6.3 gpm (US) 60psi

Code	Finish	Price
ATOP45C-EX	Chrome	\$ 562
ATOP45BN-EX	Brushed nickel (PVD)	\$ 654
ATOP45PN-EX	Polished nickel (PVD)	\$ 654

Connection examples




-SPEX



-EX

4-way Type T/P (thermostatic/pressure balance) 3/4" coaxial valve rough and trim



cUPC®

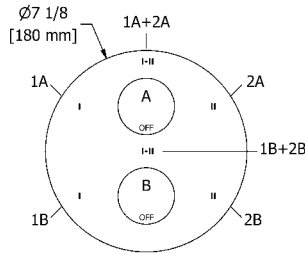
•ROUGH ONLY

Code	Description	Price
R46	3/4" inlet male NPT	\$ 322

•TRIM ONLY

Code	Finish	Price
TATOP46C	Chrome	\$ 660
TATOP46BN	Brushed nickel (PVD)	\$ 806
TATOP46PN	Polished nickel (PVD)	\$ 806

4-way Type T/P (thermostatic/pressure balance) 3/4" coaxial complete valve



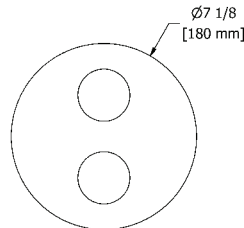
cUPC®



- 3/4" inlet male NPT
- Must be supplied with minimum 3/4" PEX , 3/4" EXPANSION PEX or 1/2" copper
- 2 thermo/pressure balance coaxial cartridges with check valves
- 4 integrated volume controls
- **2 different temperatures**
- Four 1/2" outlets female NPT
- Service valves
- **38 L/min, 10 gpm (US) 60psi**

Code	Finish	Price
ATOP46C	Chrome	\$ 982
ATOP46BN	Brushed nickel (PVD)	\$ 1128
ATOP46PN	Polished nickel (PVD)	\$ 1128

3/4" high performance Type T/P (thermostatic/pressure balance) coaxial complete valve



cUPC®




- 3/4" inlet male NPT, dedicated main water supply required
- 2 thermo/pressure balance coaxial cartridges with check valves
- 2 integrated volume controls
- **2 different temperatures**
- 4 outlets: two 1/2" outlets male NPT and two 3/4" outlets male NPT or 1/2" female NPT
- Service valves
- **76 L/min, 20 gpm (US) 60psi**

Code	Finish	Price
ATOP83C	Chrome	\$ 1091
ATOP83BN	Brushed nickel (PVD)	\$ 1266
ATOP83PN	Polished nickel (PVD)	\$ 1266

Suggested assemblies

Assembly #54ATOP




UPC®



Description	Code	C	BN	PN
Type P valve trim	TATOP51	\$ 206	\$ 289	\$ 289
Type P valve rough	R51 ¹	\$ 121	\$ 121	\$ 121
Hand shower rail	1010	\$ 233	\$ 364	\$ 364
Elbow supply	710	\$ 52	\$ 72	\$ 72
Total		\$ 612	\$ 846	\$ 846

1. Add -SPEX for PEX connection and -EX for Expansion PEX connection

Assembly #4744ATOP



UPC®



Description	Code	C	BN	PN
2-way no share Type T/P coaxial valve trim	TATOP44	\$ 361	\$ 437	\$ 437
2-way Type T/P coaxial valve rough	R23 ¹	\$ 151	\$ 151	\$ 151
2-jet shower head with arm	366	\$ 130	\$ 163	\$ 163
Open wall-mount tub spout	ATOP80 ⁴	\$ 250	\$ 338	\$ 338
Total		\$ 892	\$ 1089	\$ 1089

1. Add -SPEX for PEX connection and -EX for Expansion PEX connection
4. These items must be ordered at the same time as the valve rough

Altitude



Suggested assemblies

Assembly #323ATOP



UPC®



Description	Code	C	BN	PN
2-way Type T/P coaxial valve trim	TATOP23	\$ 361	\$ 437	\$ 437
2-way Type T/P coaxial valve rough	R23 ¹	\$ 151	\$ 151	\$ 151
Hand shower rail	1010	\$ 233	\$ 364	\$ 364
20 cm (8") shower head	408	\$ 202	\$ 239	\$ 239
40 cm (16") shower arm	503	\$ 65	\$ 108	\$ 108
Elbow supply	710	\$ 52	\$ 72	\$ 72
Total		\$ 1064	\$ 1371	\$ 1371

1. Add -SPEX for PEX connection and -EX for Expansion PEX connection

Assembly #1345ATOP



UPC®



Description	Code	C	BN	PN
3-way Type T/P coaxial valve trim	TATOP45	\$ 351	\$ 443	\$ 443
3-way Type T/P coaxial valve rough	R45 ¹	\$ 211	\$ 211	\$ 211
Hand shower rail	1010	\$ 233	\$ 364	\$ 364
20 cm (8") shower head	408	\$ 202	\$ 239	\$ 239
50 cm (20") shower arm	513	\$ 82	\$ 130	\$ 130
Elbow supply	710	\$ 52	\$ 72	\$ 72
Open wall-mount tub spout	ATOP80 ⁴	\$ 250	\$ 338	\$ 338
Total		\$ 1381	\$ 1797	\$ 1797

1. Add -SPEX for PEX connection and -EX for Expansion PEX connection

4. These items must be ordered at the same time as the valve rough

Other components available in *Bath and Shower Components* section.

Altitude



Suggested assemblies

Assembly #446ATOP



UPC®



Description	Code	C	BN	PN
4-way Type T/P coaxial valve trim	TATOP46	\$ 660	\$ 806	\$ 806
4-way Type T/P ¾" coaxial valve rough	R46	\$ 322	\$ 322	\$ 322
Hand shower rail	1010	\$ 233	\$ 364	\$ 364
20 cm (8") shower head	408	\$ 202	\$ 239	\$ 239
40 cm (16") shower arm	503	\$ 65	\$ 108	\$ 108
Body jet	390 (x4)	\$ 392	\$ 600	\$ 600
Elbow supply	710	\$ 52	\$ 72	\$ 72
Total		\$ 1926	\$ 2511	\$ 2511

Assembly #1546ATOP



UPC®



Description	Code	C	BN	PN
4-way Type T/P coaxial valve trim	TATOP46	\$ 660	\$ 806	\$ 806
4-way Type T/P ¾" coaxial valve rough	R46	\$ 322	\$ 322	\$ 322
Hand shower rail	1010(x2)	\$ 466	\$ 728	\$ 728
20 cm (8") shower head	408 (x2)	\$ 404	\$ 478	\$ 478
40 cm (16") shower arm	503 (x2)	\$ 130	\$ 216	\$ 216
Elbow supply	710 (x2)	\$ 104	\$ 144	\$ 144
Total		\$ 2086	\$ 2694	\$ 2694

Altitude



Suggested assemblies

Assembly #783ATOP



cUPC®



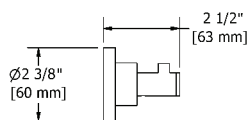
Description	Code	C
4-way Type T/P ¾" coaxial complete valve	ATOP83	\$ 1091
Hand shower rail	1010(x2)	\$ 466
32 cm (13") shower head	412	\$ 469
40 cm (16") shower arm	503	\$ 65
Spin tile body jet	369 ⁴ (x4)	\$ 932
Elbow supply with shut-off valve	790 (x2)	\$ 242
Total		\$ 3265

4. These items must be ordered at the same time as the valve rough

Other components available in *Bath and Shower Components* section.

Star accessories

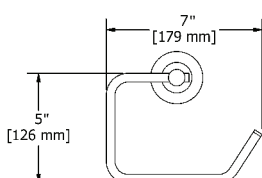
Robe hook



- 4 anchor points

Code	Finish	Price
ST0C	Chrome	\$ 57
ST0BN	Brushed nickel (PVD)	\$ 93
ST0PN	Polished nickel (PVD)	\$ 93

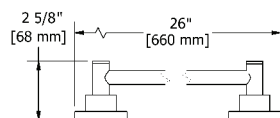
Paper holder



- 4 anchor points

Code	Finish	Price
ST3C	Chrome	\$ 93
ST3BN	Brushed nickel (PVD)	\$ 128
ST3PN	Polished nickel (PVD)	\$ 128

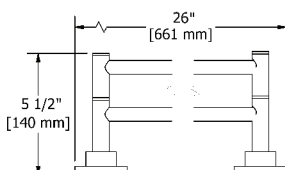
24" towel bar



- 4 anchor points

Code	Finish	Price
ST5C	Chrome	\$ 163
ST5BN	Brushed nickel (PVD)	\$ 220
ST5PN	Polished nickel (PVD)	\$ 220

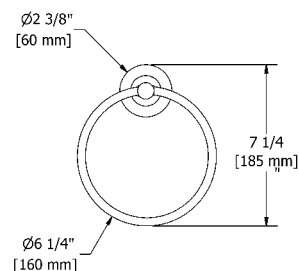
24" double towel bar



- 4 anchor points

Code	Finish	Price
ST6C	Chrome	\$ 244
ST6BN	Brushed nickel (PVD)	\$ 338
ST6PN	Polished nickel (PVD)	\$ 338

Towel ring



- 4 anchor points

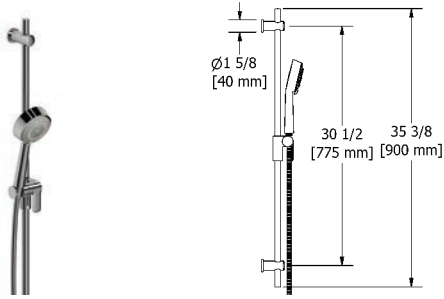
Code	Finish	Price
ST7C	Chrome	\$ 79
ST7BN	Brushed nickel (PVD)	\$ 111
ST7PN	Polished nickel (PVD)	\$ 111

Altitude



Bath and shower components

Hand shower rail

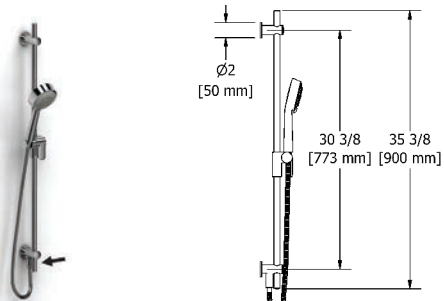


cUPC®

- Easy-Glide left cursor
- 10, 4-jet hand shower with pause
- Ø19 mm (¾") slide bar
- Scale-free
- 150 cm (59") double interlock flexible hose, **swivel** and 2 check valves
- **7.6 L/min, 2.0 gpm (US) 60psi**

Code	Finish	Price
1010C	Chrome	\$ 233
1010BN	Brushed nickel (PVD)	\$ 364
1010PN	Polished nickel (PVD)	\$ 364

Hand shower rail with built-in elbow supply

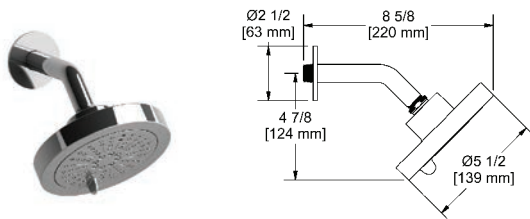


cUPC®

- Easy-Glide left cursor
- 10, 4-jet hand shower with pause
- Scale-free
- 150 cm (59") double interlock flexible hose, **swivel** and 2 check valves
- **Built-in elbow supply**
- **7.6 L/min, 2.0 gpm (US) 60psi**

Code	Finish	Price
1060C	Chrome	\$ 314
1060BN	Brushed nickel (PVD)	\$ 467
1060PN	Polished nickel (PVD)	\$ 467

2-jet shower head with arm



cUPC®

- Six positions
- 2 jets: luxurious, invigorating
- Shower arm with round flange
- Scale-free
- **Swivel**
- **7.6 L/min, 2.0 gpm (US) 60psi**

Code	Finish	Price
366C	Chrome	\$ 130
366BN	Brushed nickel (PVD)	\$ 163
366PN	Polished nickel (PVD)	\$ 163

8" shower head



cUPC®

- ½" inlet female
- **Swivel**
- Scale-free
- **7.6 L/min, 2.0 gpm (US) 60psi**

Code	Finish	Price
408C	Chrome	\$ 202
408BN	Brushed nickel (PVD)	\$ 239
408PN	Polished nickel (PVD)	\$ 239

13" shower head



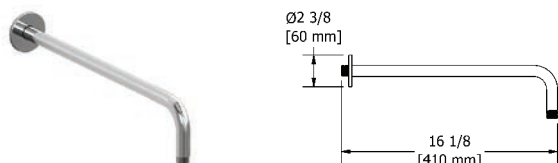
cUPC®

- ½" inlet female
- Scale-free
- **Swivel**
- **7.6 L/min, 2.0 gpm (US) 60psi**

Code	Finish	Price
412C	Chrome	\$ 469
412PN	Polished nickel (PVD)	\$ 588

Bath and shower components

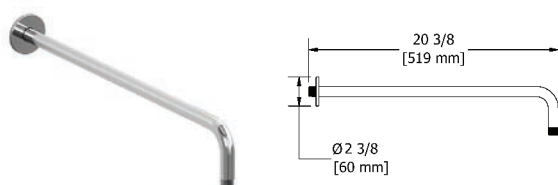
16" shower arm



- 1/2" inlet male NPT
- Round flange

Code	Finish	Price
503C	Chrome	\$ 65
503BN	Brushed nickel (PVD)	\$ 108
503PN	Polished nickel (PVD)	\$ 108

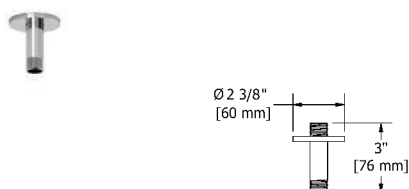
20" shower arm



- 1/2" inlet male NPT
- Round flange

Code	Finish	Price
513C	Chrome	\$ 82
513BN	Brushed nickel (PVD)	\$ 130
513PN	Polished nickel (PVD)	\$ 130

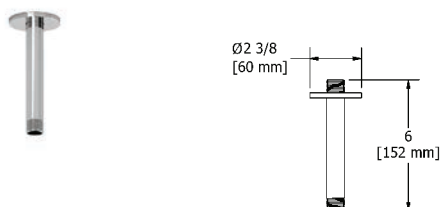
3" vertical shower arm



- 1/2" inlet male NPT
- Round flange

Code	Finish	Price
509C	Chrome	\$ 28
509BN	Brushed nickel (PVD)	\$ 49
509PN	Polished nickel (PVD)	\$ 49

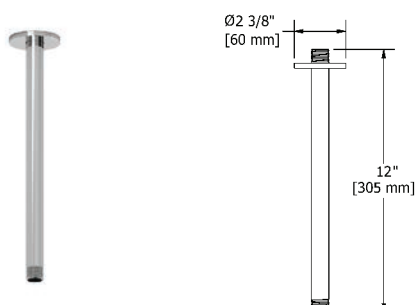
6" vertical shower arm



- 1/2" inlet male NPT
- Round flange

Code	Finish	Price
508C	Chrome	\$ 32
508BN	Brushed nickel (PVD)	\$ 55
508PN	Polished nickel (PVD)	\$ 55

12" vertical shower arm



- 1/2" inlet male NPT
- Round flange

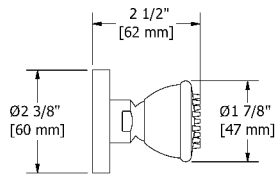
Code	Finish	Price
507C	Chrome	\$ 54
507BN	Brushed nickel (PVD)	\$ 80
507PN	Polished nickel (PVD)	\$ 80

Altitude



Bath and shower components

Directional body jet

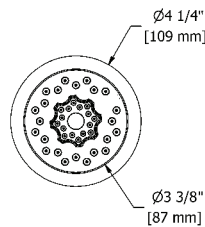


cUPC®

- 1/2" inlet female NPT
- Scale-free
- Directional
- **2 to 6 L/min, 0.5 to 1.6 gpm (US) 60psi**

Code	Finish	Price
390C	Chrome	\$ 98
390BN	Brushed nickel (PVD)	\$ 150
390PN	Polished nickel (PVD)	\$ 150

2-jet directional tile body jet

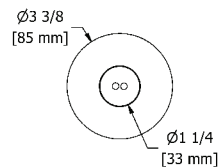


cUPC®

- 1/2" inlet male NPT
- 2-jet
- Scale-free
- Directional
- **6.2 L/min, 1.6 gpm (US) 60psi**

Code	Finish	Price
324C	Chrome	\$ 108

Spin tile body jet



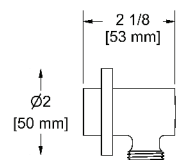
cUPC®

- 1/2" inlet male NPT
- Rotating jet
- **Special rough included**
- **3.7 L/min, 1 gpm (US) 60psi**

* Must be ordered at the same time as the valve rough

Code	Finish	Price
369C	Chrome	\$ 233

Elbow supply

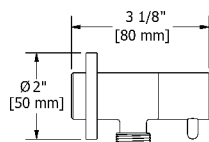


cUPC®

- 1/2" inlet female NPT
- 1/2" outlet male
- Adjustable depth

Code	Finish	Price
710C	Chrome	\$ 52
710BN	Brushed nickel (PVD)	\$ 72
710PN	Polished nickel (PVD)	\$ 72

Elbow supply with shut-off valve



cUPC®

- 1/2" inlet female NPT
- 1/2" outlet male
- Ceramic cartridge
- Adjustable depth

Code	Finish	Price
790C	Chrome	\$ 121

Altitude



Bath and shower components

Open wall-mount tub spout rough and trim



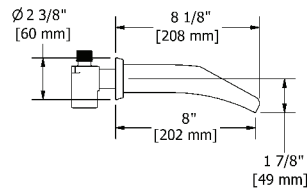
• ROUGH ONLY

Code	Description	Price
RH80	—	\$ 59

• TRIM ONLY

Code	Finish	Price
TATOP80C	Chrome	\$ 191
TATOP80BN	Brushed nickel (PVD)	\$ 279
TATOP80PN	Polished nickel (PVD)	\$ 279

Open wall-mount tub spout



cUPC®

- ½" inlet male NPT
- Special rough included

* Must be ordered at the same time as the valve rough

Code	Finish	Price
ATOP80C	Chrome	\$ 250
ATOP80BN	Brushed nickel (PVD)	\$ 338
ATOP80PN	Polished nickel (PVD)	\$ 338



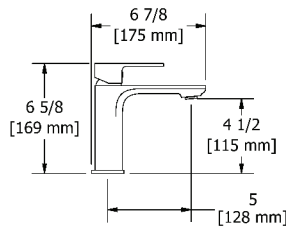
EQUINOX

BATHROOMS

EQUINOX



Single hole lavatory faucet



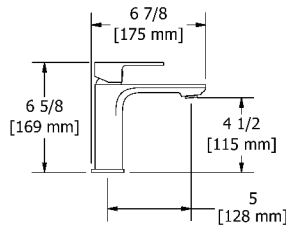
UPC®



- 3/8" speedway compression
- Ceramic cartridge
- Push drain
- 5.7 L/min, 1.5 gpm (US) 60psi

Code	Finish	Price
EQS01C	Chrome	\$ 327

Single hole lavatory faucet



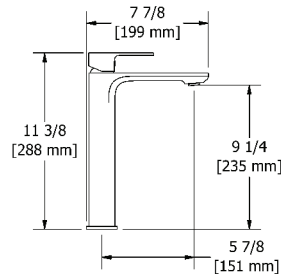
UPC®



- 3/8" speedway compression
- Ceramic cartridge
- No drain
- 5.7 L/min, 1.5 gpm (US) 60psi

Code	Finish	Price
EQS00C	Chrome	\$ 305

Single hole lavatory faucet



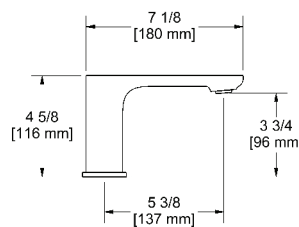
UPC®



- 3/8" speedway compression
- Ceramic cartridge
- No drain
- 5.7 L/min, 1.5 gpm (US) 60psi

Code	Finish	Price
EQL01C	Chrome	\$ 436

8" lavatory faucet



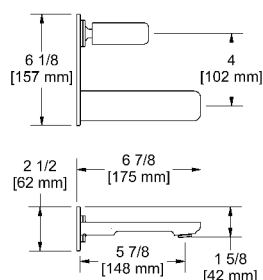
UPC®



- 3/8" speedway compression
- Ceramic cartridge
- Push drain
- 5.7 L/min, 1.5 gpm (US) 60psi

Code	Finish	Price
EQ08C	Chrome	\$ 476

Wall-mount lavatory faucet



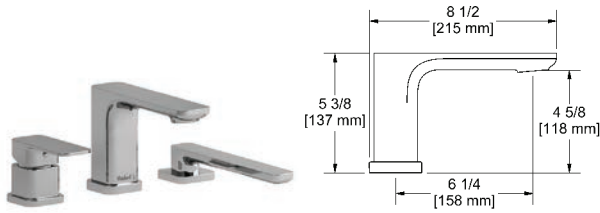
UPC®



- 1/2" inlet female NPT
- Ceramic cartridge
- No drain
- 5.7 L/min, 1.5 gpm (US) 60psi

Code	Finish	Price
EQ11C	Chrome	\$ 436

3-piece deck-mount tub filler with hand shower



cUPC®



- 1/2" inlet male NPT
- Ceramic cartridge
- 1-jet hand shower/scale-free
- 33 L/min, 8.7 gpm (US) 60psi

Add **-EX** for **EXPANSION PEX** connection
Add **-SPEX** for **PEX** connection

Code	Finish	Price
EQ10C	Chrome	\$ 654

3-piece deck-mount tub filler rough and trim



cUPC®

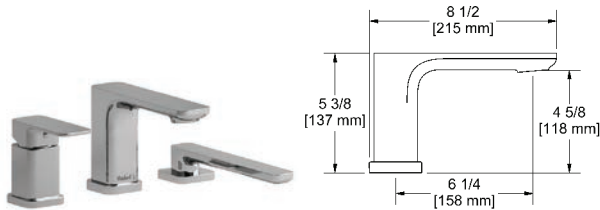
• ROUGH ONLY

Code	Description	Price
RHTB	1/2" male NPT connections	\$ 192
RHTB-SPEX	PEX connections	\$ 192
RHTB-EX	EXPANSION PEX connections	\$ 192

• TRIM ONLY

Code	Finish	Price
TEQ10C	Chrome	\$ 462

3-piece Type P (pressure balance) deck-mount tub filler with hand shower



cUPC®



- 1/2" inlet male NPT
- Ceramic cartridge and balancing spool with check valves
- 1-jet hand shower/scale-free
- 23 L/min, 6.0 gpm (US) 60psi

Add **-EX** for **EXPANSION PEX** connection
Add **-SPEX** for **PEX** connection

Code	Finish	Price
EQ16C	Chrome	\$ 720

3-piece Type P (pressure balance) deck-mount tub filler rough and trim



cUPC®

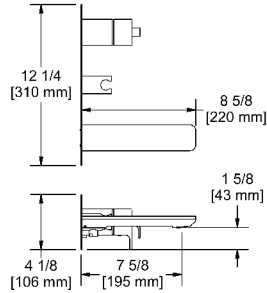
• ROUGH ONLY

Code	Description	Price
RHTB	1/2" male NPT connections	\$ 192
RHTB-SPEX	PEX connections	\$ 192
RHTB-EX	EXPANSION PEX connections	\$ 192

• TRIM ONLY

Code	Finish	Price
TEQ16C	Chrome	\$ 528

Wall-mount Type T/P (thermo/pressure balance) coaxial tub filler with hand shower



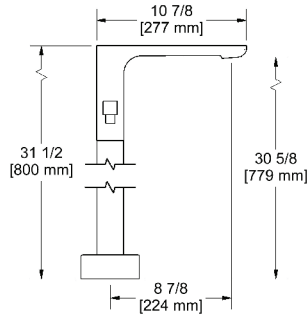
cUPC®



- 1/2" inlet female NPT
- Thermostatic/pressure balance coaxial cartridge with check valves
- 1-jet hand shower/scale-free
- 2-way no share
- Service valves
- **20.5 L/min, 5.4 gpm (US) 60psi**

Code	Finish	Price
EQ21C	Chrome	\$ 1048

2-way Type T (thermostatic) coaxial floor-mount tub filler with hand shower



cUPC®



- 1/2" inlet male NPT
- Thermostatic coaxial cartridge with check valves
- 1-jet hand shower/scale-free
- 2 parts: rough and trim
- 2 check valves
- **23 L/min, 6.0 gpm (US) 60psi**

Add **-EX** for **EXPANSION PEX** connection
Add **-SPEX** for **PEX** connection

Code	Finish	Price
EQ39C	Chrome	\$ 1637

Floor-mount tub filler rough and trim



cUPC®

• ROUGH ONLY

Code	Description	Price
RHFS	1/2" male NPT connections	\$ 204
RHFS-SPEX	PEX connections	\$ 204
RHFS-EX	EXPANSION PEX connections	\$ 204

• TRIM ONLY

Code	Finish	Price
TEQ39C	Chrome	\$ 1433

Rough, trim and concrete floor installation box



cUPC®

• ROUGH ONLY

Code	Description	Price
RHBX-SPEX	PEX connections	\$ 410
RHBX-EX	EXPANSION PEX connections	\$ 410

• TRIM ONLY

Code	Finish	Price
TEQ39C	Chrome	\$ 1433

Equinox



Type P (pressure balance) valve

Type P (pressure balance) rough and trim



cUPC®

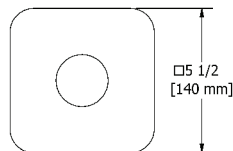
•ROUGH ONLY

Code	Description	Price
R51	Male NPT or sweat	\$ 121
R51-SPEX	PEX connections	\$ 121
R51-EX	EXPANSION PEX connections	\$ 121

•TRIM ONLY

Code	Finish	Price
TEQ51C	Chrome	\$ 190

Type P (pressure balance) complete valve



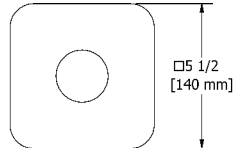
cUPC®



- 1/2" inlet male NPT or sweat
- 1/2" outlet male NPT or sweat
- Ceramic cartridge and balancing spool with check valves
- Service valves
- Double action: flow and temperature control
- 22 L/min, 5.8 gpm (US) 60psi

Code	Finish	Price
EQ51C	Chrome	\$ 311

Type P (pressure balance) complete valve PEX



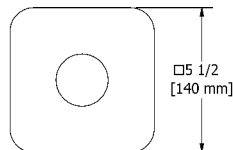
cUPC®



- 1/2" inlet PEX
- 1/2" shower outlet PEX
- 3/4" bath outlet PEX or 1/2" sweat
- Ceramic cartridge and balancing spool with check valves
- Service valves
- Double action: flow and temperature control
- 22 L/min, 5.8 gpm (US) 60psi

Code	Finish	Price
EQ51C-SPEX	Chrome	\$ 311

Type P (pressure balance) complete valve EXPANSION PEX



cUPC®



- 1/2" inlet EXPANSION PEX
- 1/2" shower outlet EXPANSION PEX
- 3/4" bath outlet EXPANSION PEX or 1/2" sweat
- Ceramic cartridge and balancing spool with check valves
- Service valves
- Double action: flow and temperature control
- 22 L/min, 5.8 gpm (US) 60psi

Code	Finish	Price
EQ51C-EX	Chrome	\$ 311

Connection examples



2-way Type T/P (thermostatic/pressure balance) coaxial valve

2-way Type T/P (thermostatic/pressure balance) coaxial valve rough and trim

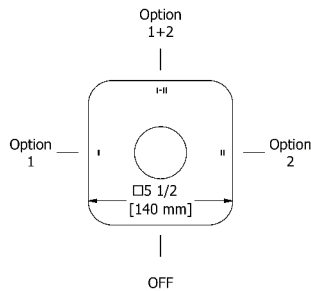


UPC®

• ROUGH ONLY		
Code	Description	Price
R23	Male NPT or sweat	\$ 151
R23-SPEX	PEX connections	\$ 151
R23-EX	EXPANSION PEX connections	\$ 151

• TRIM ONLY		
Code	Finish	Price
TEQ23C	Chrome	\$ 351

2-way Type T/P (thermostatic/pressure balance) coaxial complete valve



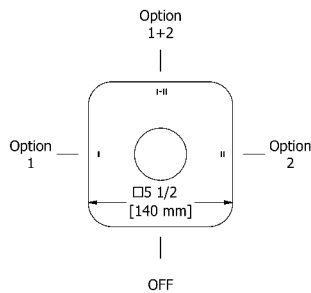
UPC®



- 1/2" inlet male NPT or sweat
- Two 1/2" outlets male NPT or sweat
- Thermostatic/pressure balance coaxial cartridge with check valves
- 4 positions (OFF, 1, 1 and 2, 2)
- Service valves
- 24 L/min, 6.3 gpm (US) 60psi

Code	Finish	Price
EQ23C	Chrome	\$ 502

2-way Type T/P (thermostatic/pressure balance) coaxial complete valve PEX



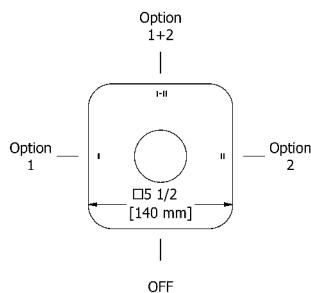
UPC®



- 1/2" inlet PEX
- Two 1/2" outlets PEX
- Thermostatic/pressure balance coaxial cartridge with check valves
- 4 positions (OFF, 1, 1 and 2, 2)
- Service valves
- 24 L/min, 6.3 gpm (US) 60psi

Code	Finish	Price
EQ23C-SPEX	Chrome	\$ 502

2-way Type T/P (thermostatic/pressure balance) coaxial complete valve EXPANSION PEX



UPC®



- 1/2" inlet EXPANSION PEX
- Two 1/2" outlets EXPANSION PEX
- Thermostatic/pressure balance coaxial cartridge with check valves
- 4 positions (OFF, 1, 1 and 2, 2)
- Service valves
- 24 L/min, 6.3 gpm (US) 60psi

Code	Finish	Price
EQ23C-EX	Chrome	\$ 502

Connection examples



-SPEX



-EX

Equinox



3-way Type T/P (thermostatic/pressure balance) coaxial valve

3-way Type T/P (thermostatic/pressure balance) coaxial valve rough and trim



cUPC®

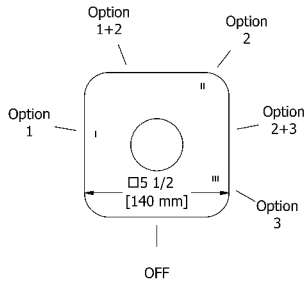
•ROUGH ONLY

Code	Description	Price
R45	Male NPT or sweat	\$ 211
R45-SPEX	PEX connections	\$ 211
R45-EX	EXPANSION PEX connections	\$ 211

•TRIM ONLY

Code	Finish	Price
TEQ45C	Chrome	\$ 334

3-way Type T/P (thermostatic/pressure balance) coaxial complete valve



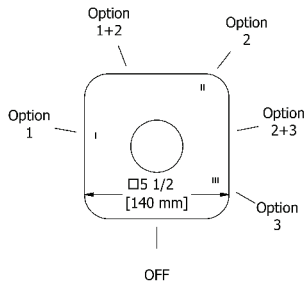
cUPC®



- 1/2" inlet male NPT or sweat
- Three 1/2" outlets male NPT or sweat
- Thermostatic/pressure balance coaxial cartridge with check valves
- Service valves
- 6 positions (OFF, 1, 1 and 2, 2, 2 and 3, 3)
- 24 L/min, 6.3 gpm (US) 60psi

Code	Finish	Price
EQ45C	Chrome	\$ 545

3-way Type T/P (thermostatic/pressure balance) coaxial complete valve PEX



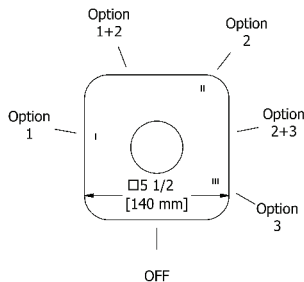
cUPC®



- 1/2" inlet PEX
- Three 1/2" outlets PEX
- Thermostatic/pressure balance coaxial cartridge with check valves
- Service valves
- 6 positions (OFF, 1, 1 and 2, 2, 2 and 3, 3)
- 24 L/min, 6.3 gpm (US) 60psi

Code	Finish	Price
EQ45C-SPEX	Chrome	\$ 545

3-way Type T/P (thermostatic/pressure balance) coaxial complete valve EXPANSION PEX



cUPC®



- 1/2" inlet EXPANSION PEX
- Three 1/2" outlets EXPANSION PEX
- Thermostatic/pressure balance coaxial cartridge with check valves
- Service valves
- 6 positions (OFF, 1, 1 and 2, 2, 2 and 3, 3)
- 24 L/min, 6.3 gpm (US) 60psi

Code	Finish	Price
EQ45C-EX	Chrome	\$ 545

Connection examples




-SPEX



-EX

4-way Type T/P (thermostatic/pressure balance) 3/4" coaxial valve rough and trim



cUPC®

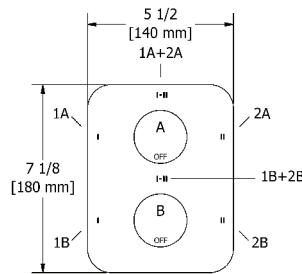
•ROUGH ONLY

Code	Description	Price
R46	3/4" inlet male NPT	\$ 322

•TRIM ONLY

Code	Finish	Price
TEQ46C	Chrome	\$ 660

4-way Type T/P (thermostatic/pressure balance) 3/4" coaxial complete valve



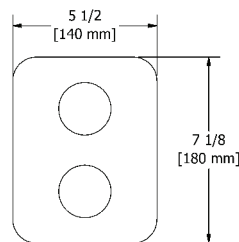
cUPC®



- 3/4" inlet male NPT
- Must be supplied with minimum 3/4" PEX, 3/4" EXPANSION PEX or 1/2" copper
- 2 thermo/pressure balance coaxial cartridges with check valves
- 4 integrated volume controls
- **2 different temperatures**
- Four 1/2" outlets female NPT
- Service valves
- **38 L/min, 10 gpm (US) 60psi**

Code	Finish	Price
EQ46C	Chrome	\$ 982

3/4" high performance Type T/P (thermostatic/pressure balance) coaxial complete valve



cUPC®



- 3/4" inlet male NPT, dedicated main water supply required
- 2 thermo/pressure balance coaxial cartridges with check valves
- 2 integrated volume controls
- **2 different temperatures**
- Service valves
- 4 outlets: two 1/2" outlets male NPT and two 3/4" outlets male NPT or 1/2" female NPT
- **76 L/min, 20 gpm (US) 60psi**

Code	Finish	Price
EQ83C	Chrome	\$ 1091

Suggested assemblies

Assembly #54EQ



UPC®



Description	Code	C
Type P valve trim	TEQ51	\$ 190
Type P valve rough	R51 ¹	\$ 121
Hand shower rail	4835	\$ 289
Elbow supply	772	\$ 73
Total		\$ 673

1. Add -SPEX for PEX connection and -EX for Expansion PEX connection

Assembly #4744EQ



UPC®



Description	Code	C
2-way no share Type T/P coaxial valve trim	TEQ44	\$ 351
2-way Type T/P coaxial valve rough	R23 ¹	\$ 151
2-jet shower head with arm	376	\$ 174
Wall-mount tub spout	EQ80	\$ 217
Total		\$ 893

1. Add -SPEX for PEX connection and -EX for Expansion PEX connection

Suggested assemblies

Assembly #323EQ



cUPC®

Description	Code	C
2-way Type T/P coaxial valve trim	TEQ23	\$ 351
2-way Type T/P coaxial valve rough	R23 ¹	\$ 151
Hand shower rail	4835	\$ 289
20 cm (8") shower head	478	\$ 304
40 cm (16") shower arm	574	\$ 99
Elbow supply	772	\$ 73
Total		\$ 1267

1. Add -SPEX for PEX connection and -EX for Expansion PEX connection



Assembly #1345EQ



cUPC®

Description	Code	C
3-way Type T/P coaxial valve trim	TEQ45	\$ 334
3-way Type T/P coaxial valve rough	R45 ¹	\$ 211
Hand shower rail	4835	\$ 289
20 cm (8") shower head	478	\$ 304
50 cm (20") shower arm	573	\$ 115
Elbow supply	772	\$ 73
Wall-mount tub spout	EQ80	\$ 217
Total		\$ 1543

1. Add -SPEX for PEX connection and -EX for Expansion PEX connection



Equinox



Suggested assemblies

Assembly #1546EQ



Description	Code	C
4-way Type T/P coaxial valve trim	TEQ46	\$ 660
4-way Type T/P 3/4" coaxial valve rough	R46	\$ 322
Hand shower rail	4835(x2)	\$ 578
20 cm (8") shower head	478 (x2)	\$ 608
40 cm (16") shower arm	574 (x2)	\$ 198
Elbow supply	772 (x2)	\$ 146
Total		\$ 2512

Assembly #446EQ



Description	Code	C
4-way Type T/P coaxial valve trim	TEQ46	\$ 660
4-way Type T/P 3/4" coaxial valve rough	R46	\$ 322
Hand shower rail	4835	\$ 289
20 cm (8") shower head	478	\$ 304
40 cm (16") shower arm	574	\$ 99
Body jet	377(x4)	\$ 476
Elbow supply	772	\$ 73
Total		\$ 2223

Other components available in *Bath and Shower Components* section.

Equinox



Suggested assemblies

Assembly #783EQ



cUPC®



Description	Code	C
4-way Type T/P 3/4" coaxial complete valve	EQ83	\$ 1091
Hand shower rail	4835(x2)	\$ 578
30 cm (12") shower head	482	\$ 512
40 cm (16") shower arm	574	\$ 99
Spin tile body jet	379 ⁴ (x4)	\$ 1020
Elbow supply with shut-off valve	777 (x2)	\$ 256
Total		\$ 3556

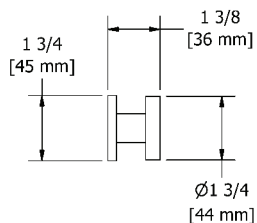
4. These items must be ordered at the same time as the valve rough

Equinox

Paradox accessories



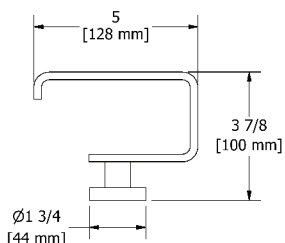
Robe hook



• 2 anchor points

Code	Finish	Price
PX0C	Chrome	\$ 57

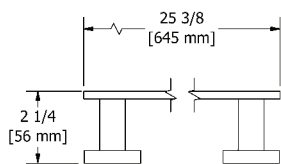
Paper holder



• 2 anchor points

Code	Finish	Price
PX3C	Chrome	\$ 80

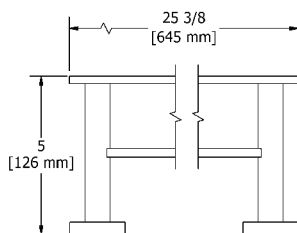
24" towel bar



• 2 anchor points

Code	Finish	Price
PX5C	Chrome	\$ 166

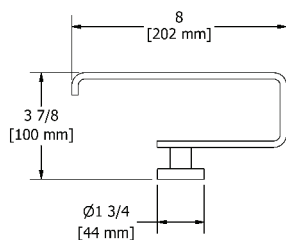
24" double towel bar



• 2 anchor points

Code	Finish	Price
PX6C	Chrome	\$ 278

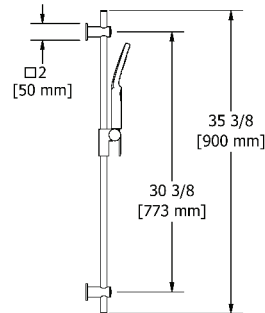
Towel ring



• 2 anchor points

Code	Finish	Price
PX7C	Chrome	\$ 96

Hand shower rail

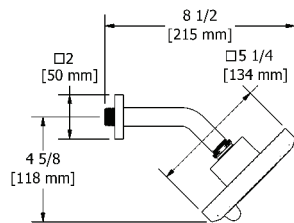


cUPC®

- Easy-Glide left cursor
- 4365, 2-jet hand shower
- Ø19 mm (¾") slide bar
- Scale-free
- 150 cm (59") double interlock flexible hose, **swivel** and 2 check valves
- **7.6 L/min, 2.0 gpm (US) 60psi**

Code	Finish	Price
4835C	Chrome	\$ 289

2-jet shower head with arm

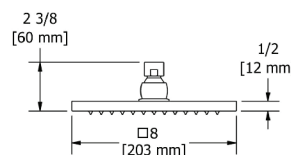


cUPC®

- Six positions
- 2 jets: luxurious, invigorating
- Scale-free
- **Swivel**
- Shower arm with Salome flange with set screw
- **7.6 L/min, 2.0 gpm (US) 60psi**

Code	Finish	Price
376C	Chrome	\$ 174

8" shower head

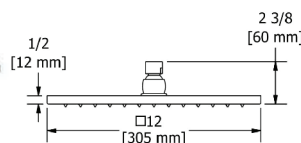


cUPC®

- ½" inlet female
- **Swivel**
- Scale-free
- **7.6 L/min, 2.0 gpm (US) 60psi**

Code	Finish	Price
478C	Chrome	\$ 304

12" shower head



cUPC®

- ½" inlet female
- **Swivel**
- Scale-free
- **7.6 L/min, 2.0 gpm (US) 60psi**

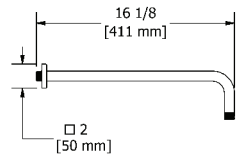
Code	Finish	Price
482C	Chrome	\$ 512

Equinox



Bath and shower components

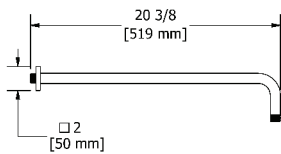
16" shower arm



- 1/2" inlet male NPT
- Shower arm with Equinox flange

Code	Finish	Price
574C	Chrome	\$ 99

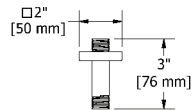
20" shower arm



- 1/2" inlet male NPT
- Shower arm with Equinox flange

Code	Finish	Price
573C	Chrome	\$ 115

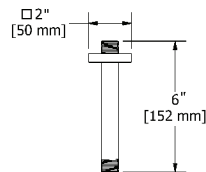
3" vertical shower arm



- 1/2" inlet male NPT
- Shower arm with Equinox flange

Code	Finish	Price
579C	Chrome	\$ 57

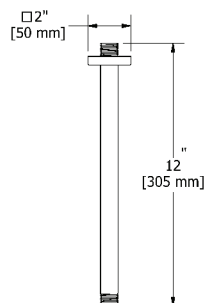
6" vertical shower arm



- 1/2" inlet male NPT
- Shower arm with Equinox flange

Code	Finish	Price
578C	Chrome	\$ 65

12" vertical shower arm

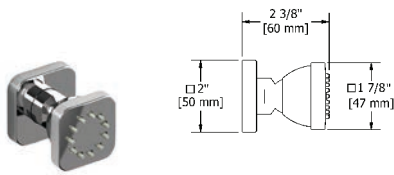


- 1/2" inlet male NPT
- Shower arm with Equinox flange

Code	Finish	Price
577C	Chrome	\$ 84

Bath and shower components

Directional body jet

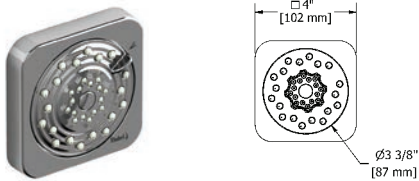


cUPC®

- 1/2" inlet female NPT
- Scale-free
- Directional
- 2 to 6 L/min, 0.5 to 1.6 gpm (US) 60psi

Code	Finish	Price
377C	Chrome	\$ 119

2-jet directional tile body jet



cUPC®

- 1/2" inlet male NPT
- 2-jet
- Scale-free
- Directional
- 6.2 L/min, 1.6 gpm (US) 60psi

Code	Finish	Price
371C	Chrome	\$ 128

Spin tile body jet



cUPC®

- 1/2" inlet male NPT
- Rotating jet
- Special rough included
- 3.7 L/min, 1 gpm (US) 60psi

* Must be ordered at the same time as the valve rough

Code	Finish	Price
379C	Chrome	\$ 255

Elbow supply

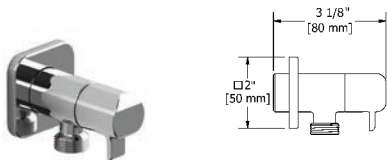


cUPC®

- 1/2" inlet female NPT
- 1/2" outlet male
- Adjustable depth

Code	Finish	Price
772C	Chrome	\$ 73

Elbow supply with shut-off

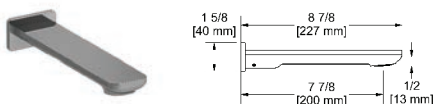


cUPC®

- 1/2" inlet female NPT
- 1/2" outlet male
- Ceramic cartridge
- Adjustable depth

Code	Finish	Price
777C	Chrome	\$ 128

Wall-mount tub spout



cUPC®

- 1/2" copper slip fit inlet

Code	Finish	Price
EQ80C	Chrome	\$ 217



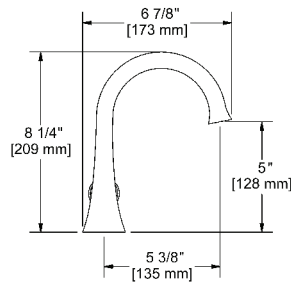
EDGE

BATHROOMS

EDGE



Single hole lavatory faucet



UPC®

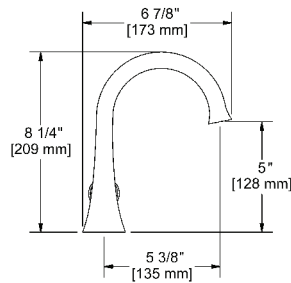


- 3/8" speedway compression
- Ceramic cartridge
- Push drain
- 5.7 L/min, 1.5 gpm (US) 60psi

*Cross handles unavailable

Code	Finish	Price
ED01C	Chrome	\$ 272
ED01BN	Brushed nickel (PVD)	\$ 414
ED01PN	Polished nickel (PVD)	\$ 414

Single hole lavatory faucet



UPC®

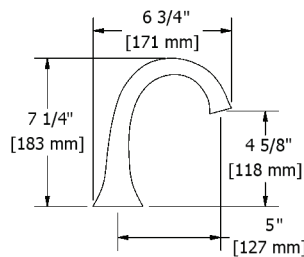


- 3/8" speedway compression
- Ceramic cartridge
- No drain
- 5.7 L/min, 1.5 gpm (US) 60psi

*Cross handles unavailable

Code	Finish	Price
ED00C	Chrome	\$ 250
ED00BN	Brushed nickel (PVD)	\$ 376
ED00PN	Polished nickel (PVD)	\$ 376

8" lavatory faucet



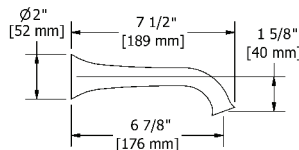
UPC®



- 3/8" speedway compression
- Ceramic cartridge
- Push drain
- 5.7 L/min, 1.5 gpm (US) 60psi

Code	Finish	Price
ED08LC	Chrome	\$ 423
ED08LBN	Brushed nickel (PVD)	\$ 529
ED08LPN	Polished nickel (PVD)	\$ 529

8" wall-mount lavatory faucet



UPC®



- 1/2" inlet female NPT
- Ceramic cartridge
- No drain
- 5.7 L/min, 1.5 gpm (US) 60psi

Code	Finish	Price
ED03LC	Chrome	\$ 556
ED03LBN	Brushed nickel (PVD)	\$ 683
ED03LPN	Polished nickel (PVD)	\$ 683

Personalize your faucet with our handle options

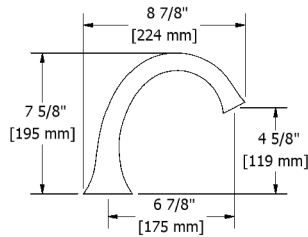


EX.:

ED__ LC

ED__ + C

4-piece deck-mount tub filler with hand shower



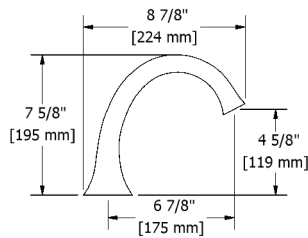
cUPC®



- ½" inlet male
- Ceramic cartridge
- 1-jet hand shower/scale-free
- 41.5 L/min, 11 gpm (US) 60psi

Code	Finish	Price
ED12LC	Chrome	\$ 611
ED12LBN	Brushed nickel (PVD)	\$ 806
ED12LPN	Polished nickel (PVD)	\$ 806

3-piece deck-mount tub filler with hand shower



cUPC®



- ½" inlet male NPT
- Ceramic cartridge
- 33 L/min, 8.7 gpm (US) 60psi
- 1-jet hand shower/scale-free

Add **-EX** for **EXPANSION PEX** connection
Add **-SPEX** for **PEX** connection
*Cross handles unavailable

Code	Finish	Price
ED10C	Chrome	\$ 545
ED10BN	Brushed nickel (PVD)	\$ 742
ED10PN	Polished nickel (PVD)	\$ 742

3-piece deck-mount tub filler rough and trim



cUPC®

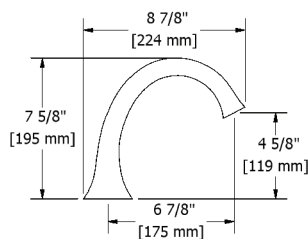
• ROUGH ONLY

Code	Description	Price
RHTB	½" male NPT connections	\$ 192
RHTB-SPEX	PEX connections	\$ 192
RHTB-EX	EXPANSION PEX connections	\$ 192

• TRIM ONLY

Code	Finish	Price
TED10C	Chrome	\$ 353
TED10BN	Brushed nickel (PVD)	\$ 550
TED10PN	Polished nickel (PVD)	\$ 550

3-piece Type P (pressure balance) deck-mount tub filler with hand shower



cUPC®



- ½" inlet male NPT
- Ceramic cartridge and balancing spool with check valves
- 23 L/min, 6.0 gpm (US) 60psi
- 1-jet hand shower/scale-free

Add **-EX** for **EXPANSION PEX** connection
Add **-SPEX** for **PEX** connection
*Cross handles unavailable

Code	Finish	Price
ED16C	Chrome	\$ 676
ED16BN	Brushed nickel (PVD)	\$ 872
ED16PN	Polished nickel (PVD)	\$ 872

3-piece Type P (pressure balance) deck-mount tub filler rough and trim



cUPC®

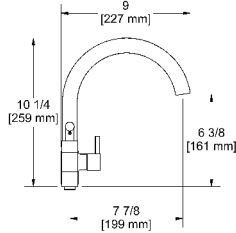
• ROUGH ONLY

Code	Description	Price
RHTB	½" male NPT connections	\$ 192
RHTB-SPEX	PEX connections	\$ 192
RHTB-EX	EXPANSION PEX connections	\$ 192

• TRIM ONLY

Code	Finish	Price
TED16C	Chrome	\$ 484
TED16BN	Brushed nickel (PVD)	\$ 680
TED16PN	Polished nickel (PVD)	\$ 680

6" tub filler with hand shower



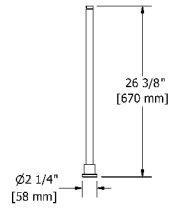
UPC®



- 3/4" inlet female
- Ceramic cartridge
- 1-jet hand shower/scale-free
- 2 check valves
- **44 L/min, 11.6 gpm (US) 60psi**

Code	Finish	Price
ED06LC	Chrome	\$ 599
ED06LBN	Brushed nickel (PVD)	\$ 818
ED06LPN	Polished nickel (PVD)	\$ 818

26" high floor riser pair

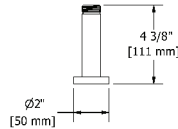


UPC®

- 1/2" inlet female NPT
- 3/4" outlet male
- Pair
- 2 parts: rough and trim
- Round flange

Code	Finish	Price
TU26C	Chrome	\$ 486
TU26BN	Brushed nickel (PVD)	\$ 687
TU26PN	Polished nickel (PVD)	\$ 687

4" deck-mount riser pair

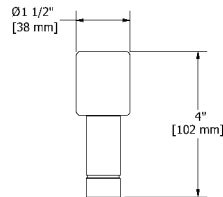


UPC®

- 1/2" inlet female NPT
- 3/4" outlet male
- Pair
- Round flange

Code	Finish	Price
TU04C	Chrome	\$ 196
TU04BN	Brushed nickel (PVD)	\$ 272
TU04PN	Polished nickel (PVD)	\$ 272

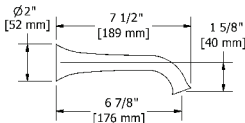
3 1/2" pair of extensions for TU26



- 3/4" male NPT x 3/4" female NPT
- Pair

Code	Finish	Price
EXTTU33C	Chrome	\$ 78
EXTTU33BN	Brushed nickel (PVD)	\$ 91

8" wall-mount tub filler



UPC®



- 1/2" inlet female NPT
- Ceramic cartridge
- **40 L/min, 10.5 gpm (US) 60psi**

Code	Finish	Price
ED05LC	Chrome	\$ 556
ED05LBN	Brushed nickel (PVD)	\$ 683
ED05LPN	Polished nickel (PVD)	\$ 683

Personalize your faucet with our handle options



EX.:

ED__ LC

ED__ + C

Edge



4-piece bidet faucet with integrated vacuum breaker



cUPC®



- 1/2" inlet male NPT
- Integrated vacuum breaker
- Ceramic cartridge
- Jet
- Pop-up drain

Code	Finish	Price
ED09LC	Chrome	\$ 763
ED09LBN	Brushed nickel (PVD)	\$ 927
ED09LPN	Polished nickel (PVD)	\$ 927

Personalize your faucet with our handle options



EX.:

ED__ L C



ED__ + C

Edge



Type P (pressure balance) valve

Type P (pressure balance) rough and trim



cUPC®

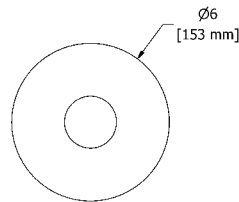
• ROUGH ONLY

Code	Description	Price
R51	Male NPT or sweat	\$ 121
R51-SPEX	PEX connections	\$ 121
R51-EX	EXPANSION PEX connections	\$ 121

• TRIM ONLY

Code	Finish	Price
TEDTM51C	Chrome	\$ 190
TEDTM51BN	Brushed nickel (PVD)	\$ 278
TEDTM51PN	Polished nickel (PVD)	\$ 278

Type P (pressure balance) complete valve



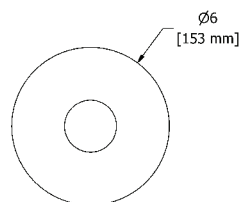
cUPC®



- ½" inlet male NPT or sweat
- ½" outlet male NPT or sweat
- Ceramic cartridge and balancing spool with check valves
- Service valves
- Double action: flow and temperature control
- 22 L/min, 5.8 gpm (US) 60psi

Code	Finish	Price
EDTM51C	Chrome	\$ 311
EDTM51BN	Brushed nickel (PVD)	\$ 399
EDTM51PN	Polished nickel (PVD)	\$ 399

Type P (pressure balance) complete valve PEX



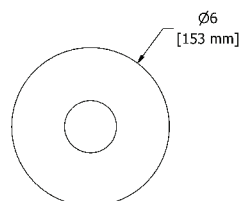
cUPC®



- ½" inlet PEX
- ½" shower outlet PEX
- ¾" bath outlet PEX or ½" sweat
- Ceramic cartridge and balancing spool with check valves
- Service valves
- Double action: flow and temperature control
- 22 L/min, 5.8 gpm (US) 60psi

Code	Finish	Price
EDTM51C-SPEX	Chrome	\$ 311
EDTM51BN-SPEX	Brushed nickel (PVD)	\$ 399
EDTM51PN-SPEX	Polished nickel (PVD)	\$ 399

Type P (pressure balance) complete valve EXPANSION PEX



cUPC®



- ½" inlet EXPANSION PEX
- ½" shower outlet EXPANSION PEX
- ¾" bath outlet EXPANSION PEX or ½" sweat
- Ceramic cartridge and balancing spool with check valves
- Service valves
- Double action: flow and temperature control
- 22 L/min, 5.8 gpm (US) 60psi

Code	Finish	Price
EDTM51C-EX	Chrome	\$ 311
EDTM51BN-EX	Brushed nickel (PVD)	\$ 399
EDTM51PN-EX	Polished nickel (PVD)	\$ 399

Connection examples



-SPEX



-EX

Edge



2-way Type T/P (thermostatic/pressure balance) coaxial valve

2-way Type T/P (thermostatic/pressure balance) coaxial valve rough and trim



cUPC®

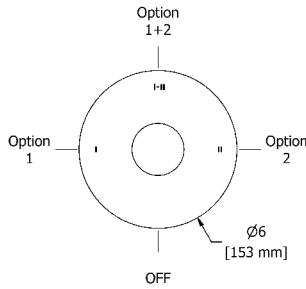
• ROUGH ONLY

Code	Description	Price
R23	Male NPT or sweat	\$ 151
R23-SPEX	PEX connections	\$ 151
R23-EX	EXPANSION PEX connections	\$ 151

• TRIM ONLY

Code	Finish	Price
TEDTM23C	Chrome	\$ 351
TEDTM23BN	Brushed nickel (PVD)	\$ 437
TEDTM23PN	Polished nickel (PVD)	\$ 437

2-way Type T/P (thermostatic/pressure balance) coaxial complete valve



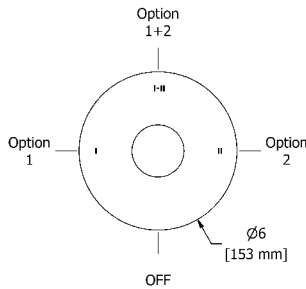
cUPC®



- 1/2" inlet male NPT or sweat
- Two 1/2" outlets male NPT or sweat
- Thermostatic/pressure balance coaxial cartridge with check valves
- 4 positions (OFF, 1, 1 and 2, 2)
- Service valves
- 24 L/min, 6.3 gpm (US) 60psi

Code	Finish	Price
EDTM23C	Chrome	\$ 502
EDTM23BN	Brushed nickel (PVD)	\$ 588
EDTM23PN	Polished nickel (PVD)	\$ 588

2-way Type T/P (thermostatic/pressure balance) coaxial complete valve PEX



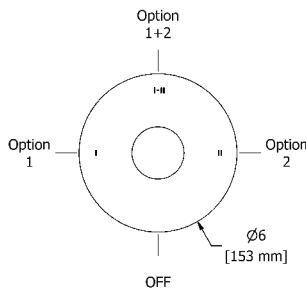
cUPC®



- 1/2" inlet PEX
- Two 1/2" outlets PEX
- Thermostatic/pressure balance coaxial cartridge with check valves
- 4 positions (OFF, 1, 1 and 2, 2)
- Service valves
- 24 L/min, 6.3 gpm (US) 60psi

Code	Finish	Price
EDTM23C-SPEX	Chrome	\$ 502
EDTM23BN-SPEX	Brushed nickel (PVD)	\$ 588
EDTM23PN-SPEX	Polished nickel (PVD)	\$ 588

2-way Type T/P (thermostatic/pressure balance) coaxial complete valve EXPANSION PEX



cUPC®



- 1/2" inlet EXPANSION PEX
- Two 1/2" outlets EXPANSION PEX
- Thermostatic/pressure balance coaxial cartridge with check valves
- 4 positions (OFF, 1, 1 and 2, 2)
- Service valves
- 24 L/min, 6.3 gpm (US) 60psi

Code	Finish	Price
EDTM23C-EX	Chrome	\$ 502
EDTM23BN-EX	Brushed nickel (PVD)	\$ 588
EDTM23PN-EX	Polished nickel (PVD)	\$ 588

Connection examples



-SPEX

-EX

Edge



2-way Type T/P (thermostatic/pressure balance) coaxial valve

2-way Type T/P (thermostatic/pressure balance) coaxial valve rough and trim



cUPC®



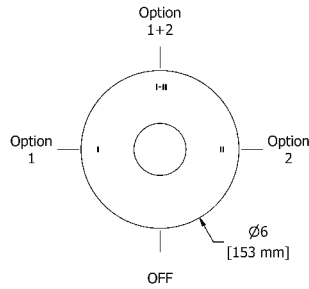
• ROUGH ONLY

Code	Description	Price
R23	Male NPT or sweat	\$ 151
R23-SPEX	PEX connections	\$ 151
R23-EX	EXPANSION PEX connections	\$ 151

• TRIM ONLY

Code	Finish	Price
TEDTM23+C	Chrome	\$ 351
TEDTM23+BN	Brushed nickel (PVD)	\$ 437
TEDTM23+PN	Polished nickel (PVD)	\$ 437

2-way Type T/P (thermostatic/pressure balance) coaxial complete valve



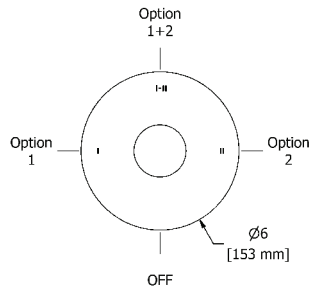
cUPC®



- ½" inlet male NPT or sweat
- Two ½" outlets male NPT or sweat
- Thermostatic/pressure balance coaxial cartridge with check valves
- 4 positions (OFF, 1, 1 and 2, 2)
- Service valves
- 24 L/min, 6.3 gpm (US) 60psi

Code	Finish	Price
EDTM23+C	Chrome	\$ 502
EDTM23+BN	Brushed nickel (PVD)	\$ 588
EDTM23+PN	Polished nickel (PVD)	\$ 588

2-way Type T/P (thermostatic/pressure balance) coaxial complete valve PEX



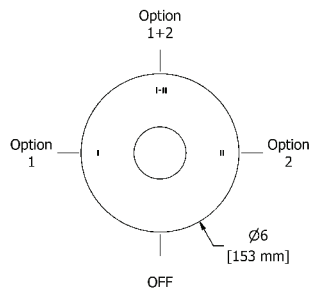
cUPC®



- ½" inlet PEX
- Two ½" outlets PEX
- Thermostatic/pressure balance coaxial cartridge with check valves
- 4 positions (OFF, 1, 1 and 2, 2)
- Service valves
- 24 L/min, 6.3 gpm (US) 60psi

Code	Finish	Price
EDTM23+C-SPEX	Chrome	\$ 502
EDTM23+BN-SPEX	Brushed nickel (PVD)	\$ 588
EDTM23+PN-SPEX	Polished nickel (PVD)	\$ 588

2-way Type T/P (thermostatic/pressure balance) coaxial complete valve EXPANSION PEX



cUPC®



- ½" inlet EXPANSION PEX
- Two ½" outlets EXPANSION PEX
- Thermostatic/pressure balance coaxial cartridge with check valves
- 4 positions (OFF, 1, 1 and 2, 2)
- Service valves
- 24 L/min, 6.3 gpm (US) 60psi

Code	Finish	Price
EDTM23+C-EX	Chrome	\$ 502
EDTM23+BN-EX	Brushed nickel (PVD)	\$ 588
EDTM23+PN-EX	Polished nickel (PVD)	\$ 588

Connection examples



-SPEX

-EX

Edge



3-way Type T/P (thermostatic/pressure balance) coaxial valve

3-way Type T/P (thermostatic/pressure balance) coaxial valve rough and trim



cUPC®

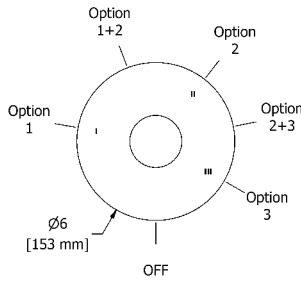
• ROUGH ONLY

Code	Description	Price
R45	Male NPT or sweat	\$ 211
R45-SPEX	PEX connections	\$ 211
R45-EX	EXPANSION PEX connections	\$ 211

• TRIM ONLY

Code	Finish	Price
TEDTM45C	Chrome	\$ 334
TEDTM45BN	Brushed nickel (PVD)	\$ 432
TEDTM45PN	Polished nickel (PVD)	\$ 432

3-way Type T/P (thermostatic/pressure balance) coaxial complete valve



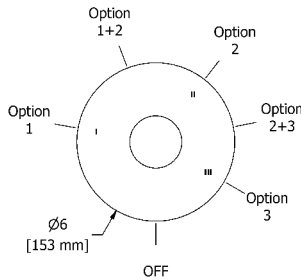
cUPC®



- ½" inlet male NPT or sweat
- Three ½" outlets male NPT or sweat
- Thermostatic/pressure balance coaxial cartridge with check valves
- 6 positions (OFF, 1, 1 and 2, 2, 2 and 3, 3)
- Service valves
- 24 L/min, 6.3 gpm (US) 60psi

Code	Finish	Price
EDTM45C	Chrome	\$ 545
EDTM45BN	Brushed nickel (PVD)	\$ 643
EDTM45PN	Polished nickel (PVD)	\$ 643

3-way Type T/P (thermostatic/pressure balance) coaxial complete valve PEX



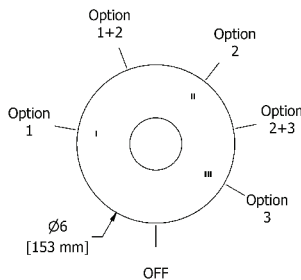
cUPC®



- ½" inlet PEX
- Three ½" outlets PEX
- Thermostatic/pressure balance coaxial cartridge with check valves
- 6 positions (OFF, 1, 1 and 2, 2, 2 and 3, 3)
- Service valves
- 24 L/min, 6.3 gpm (US) 60psi

Code	Finish	Price
EDTM45C-SPEX	Chrome	\$ 545
EDTM45BN-SPEX	Brushed nickel (PVD)	\$ 643
EDTM45PN-SPEX	Polished nickel (PVD)	\$ 643

3-way Type T/P (thermostatic/pressure balance) coaxial complete valve EXPANSION PEX



cUPC®



- ½" inlet EXPANSION PEX
- Three ½" outlets EXPANSION PEX
- Thermostatic/pressure balance coaxial cartridge with check valves
- 6 positions (OFF, 1, 1 and 2, 2, 2 and 3, 3)
- Service valves
- 24 L/min, 6.3 gpm (US) 60psi

Code	Finish	Price
EDTM45C-EX	Chrome	\$ 545
EDTM45BN-EX	Brushed nickel (PVD)	\$ 643
EDTM45PN-EX	Polished nickel (PVD)	\$ 643

Connection examples



-SPEX



-EX

Edge



3-way Type T/P (thermostatic/pressure balance) coaxial valve

3-way Type T/P (thermostatic/pressure balance) coaxial valve rough and trim



UPC®



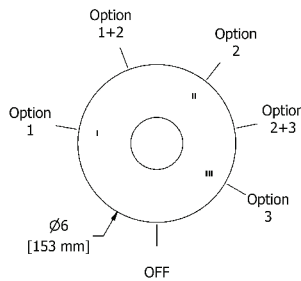
• ROUGH ONLY

Code	Description	Price
R45	Male NPT or sweat	\$ 211
R45-SPEX	PEX connections	\$ 211
R45-EX	EXPANSION PEX connections	\$ 211

• TRIM ONLY

Code	Finish	Price
TEDTM45+C	Chrome	\$ 334
TEDTM45+BN	Brushed nickel (PVD)	\$ 432
TEDTM45+PN	Polished nickel (PVD)	\$ 432

3-way Type T/P (thermostatic/pressure balance) coaxial complete valve



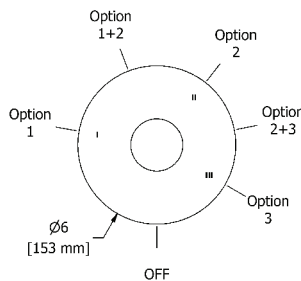
UPC®



- ½" inlet male NPT or sweat
- Three ½" outlets male NPT or sweat
- Thermostatic/pressure balance coaxial cartridge with check valves
- 6 positions (OFF, 1, 1 and 2, 2, 2 and 3, 3)
- Service valves
- 24 L/min, 6.3 gpm (US) 60psi

Code	Finish	Price
EDTM45+C	Chrome	\$ 545
EDTM45+BN	Brushed nickel (PVD)	\$ 643
EDTM45+PN	Polished nickel (PVD)	\$ 643

3-way Type T/P (thermostatic/pressure balance) coaxial complete valve PEX



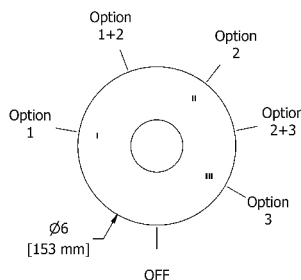
UPC®



- ½" inlet PEX
- Three ½" outlets PEX
- Thermostatic/pressure balance coaxial cartridge with check valves
- 6 positions (OFF, 1, 1 and 2, 2, 2 and 3, 3)
- Service valves
- 24 L/min, 6.3 gpm (US) 60psi

Code	Finish	Price
EDTM45+C-SPEX	Chrome	\$ 545
EDTM45+BN-SPEX	Brushed nickel (PVD)	\$ 643
EDTM45+PN-SPEX	Polished nickel (PVD)	\$ 643

3-way Type T/P (thermostatic/pressure balance) coaxial complete valve EXPANSION PEX



UPC®



- ½" inlet EXPANSION PEX
- Three ½" outlets EXPANSION PEX
- Thermostatic/pressure balance coaxial cartridge with check valves
- 6 positions (OFF, 1, 1 and 2, 2, 2 and 3, 3)
- Service valves
- 24 L/min, 6.3 gpm (US) 60psi

Code	Finish	Price
EDTM45+C-EX	Chrome	\$ 545
EDTM45+BN-EX	Brushed nickel (PVD)	\$ 643
EDTM45+PN-EX	Polished nickel (PVD)	\$ 643

Connection examples



-SPEX




-EX

Edge



4-way Type T/P (thermostatic/pressure balance) 3/4" coaxial valve

4-way Type T/P (thermostatic/pressure balance) 3/4" coaxial valve rough and trim



cUPC®

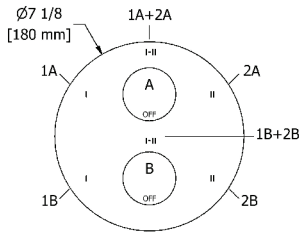
• **ROUGH ONLY**

Code	Description	Price
R46	3/4" inlet male NPT	\$ 322

• **TRIM ONLY**

Code	Finish	Price
TEDTM46C	Chrome	\$ 660
TEDTM46BN	Brushed nickel (PVD)	\$ 806
TEDTM46PN	Polished nickel (PVD)	\$ 806

4-way Type T/P (thermostatic/pressure balance) 3/4" coaxial complete valve




cUPC®



- 3/4" inlet male NPT
- Must be supplied with minimum 3/4" PEX , 3/4" EXPANSION PEX or 1/2" copper
- 2 thermo/pressure balance coaxial cartridges with check valves
- 4 integrated volume controls
- **2 different temperatures**
- Four 1/2" outlets female NPT
- Service valves
- **38 L/min, 10 gpm (US) 60psi**

Code	Finish	Price
EDTM46C	Chrome	\$ 982
EDTM46BN	Brushed nickel (PVD)	\$ 1128
EDTM46PN	Polished nickel (PVD)	\$ 1128

4-way Type T/P (thermostatic/pressure balance) 3/4" coaxial valve rough and trim



cUPC®



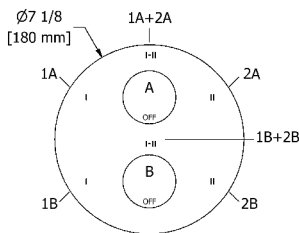
• **ROUGH ONLY**

Code	Description	Price
R46	3/4" inlet male NPT	\$ 322

• **TRIM ONLY**

Code	Finish	Price
TEDTM46+C	Chrome	\$ 660
TEDTM46+BN	Brushed nickel (PVD)	\$ 806
TEDTM46+PN	Polished nickel (PVD)	\$ 806

4-way Type T/P (thermostatic/pressure balance) 3/4" coaxial complete valve



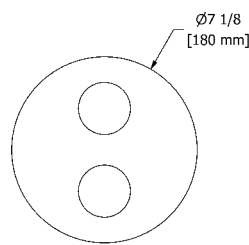
cUPC®



- 3/4" inlet male NPT
- Must be supplied with minimum 3/4" PEX , 3/4" EXPANSION PEX or 1/2" copper
- 2 thermo/pressure balance coaxial cartridges with check valves
- 4 integrated volume controls
- **2 different temperatures**
- Four 1/2" outlets female NPT
- Service valves
- **38 L/min, 10 gpm (US) 60psi**

Code	Finish	Price
EDTM46+C	Chrome	\$ 982
EDTM46+BN	Brushed nickel (PVD)	\$ 1128
EDTM46+PN	Polished nickel (PVD)	\$ 1128

3/4" high performance Type T/P (thermostatic/pressure balance) coaxial complete valve



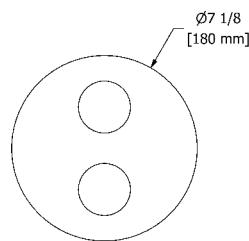
cUPC®



- 3/4" inlet male NPT, dedicated main water supply required
- 2 thermo/pressure balance coaxial cartridges with check valves
- 2 integrated volume controls
- **2 different temperatures**
- Service valves
- 4 outlets: two 1/2" outlets male NPT and two 3/4" outlets male NPT or 1/2" female NPT
- **76 L/min, 20 gpm (US) 60psi**

Code	Finish	Price
EDTM83C	Chrome	\$ 1091
EDTM83BN	Brushed nickel (PVD)	\$ 1266

3/4" high performance Type T/P (thermostatic/pressure balance) coaxial complete valve



cUPC®



- 3/4" inlet male NPT, dedicated main water supply required
- 2 thermo/pressure balance coaxial cartridges with check valves
- 2 integrated volume controls
- **2 different temperatures**
- Service valves
- 4 outlets: two 1/2" outlets male NPT and two 3/4" outlets male NPT or 1/2" female NPT
- **76 L/min, 20 gpm (US) 60psi**

Code	Finish	Price
EDTM83+C	Chrome	\$ 1091
EDTM83+BN	Brushed nickel (PVD)	\$ 1266

1/2" shut-off valve rough and trim



cUPC®

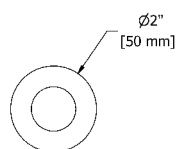
• ROUGH ONLY

Code	Description	Price
R20	—	\$ 93

• TRIM ONLY

Code	Finish	Price
TEDTM20LC	Chrome	\$ 58
TEDTM20LBN	Brushed nickel (PVD)	\$ 101

1/2" shut-off valve



cUPC®



- 1/2" inlet female NPT
- 1/2" ceramic cartridge

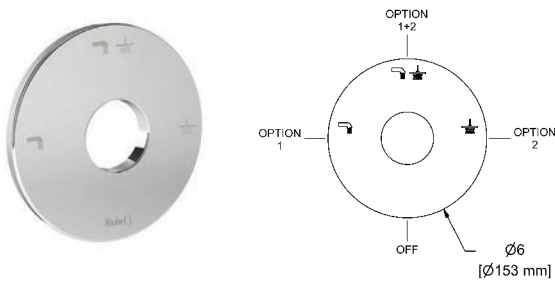
Code	Finish	Price
EDTM20LC	Chrome	\$ 151
EDTM20LBN	Brushed nickel (PVD)	\$ 194

Edge



Valve plate with pictogram options

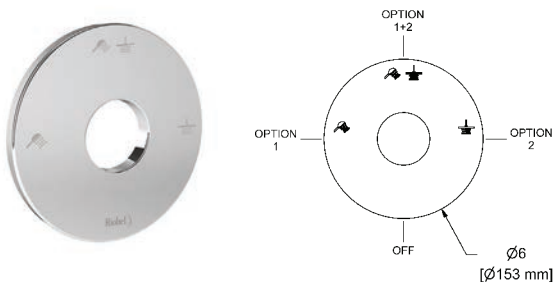
Tub spout and shower head pictograms (2-way coaxial valves)



• Pictograms engraving: Tub spout, shower head and shared function

Code	Finish	Price
PLTM023C	Chrome	\$ 42
PLTM023BN	Brushed nickel (PVD)	\$ 53
PLTM023PN	Polished nickel (PVD)	\$ 53

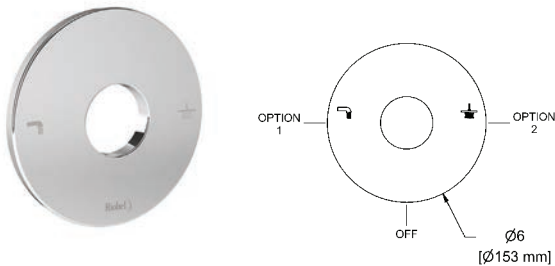
Hand shower and shower head pictograms (2-way coaxial valves)



• Pictograms engraving: Hand shower, shower head and shared function

Code	Finish	Price
PLTM123C	Chrome	\$ 42
PLTM123BN	Brushed nickel (PVD)	\$ 53
PLTM123PN	Polished nickel (PVD)	\$ 53

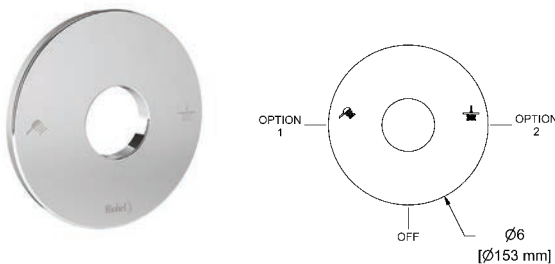
Tub spout and shower head pictograms (2-way coaxial valves)



• Pictograms engraving: Tub spout and shower head

Code	Finish	Price
PLTM044C	Chrome	\$ 42
PLTM044BN	Brushed nickel (PVD)	\$ 53
PLTM044PN	Polished nickel (PVD)	\$ 53

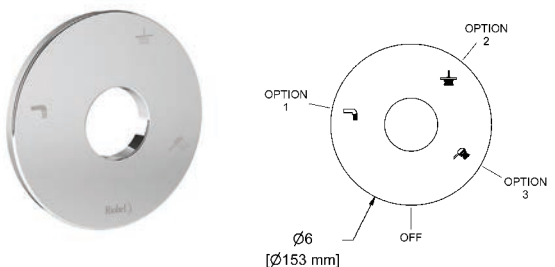
Hand shower and shower head pictograms (2-way coaxial valves)



• Pictograms engraving: Hand shower and shower head

Code	Finish	Price
PLTM144C	Chrome	\$ 42
PLTM144BN	Brushed nickel (PVD)	\$ 53
PLTM144PN	Polished nickel (PVD)	\$ 53

Tub spout, shower head and hand shower pictograms (3-way coaxial valves)



• Pictograms engraving: Tub spout, shower head and hand shower

Code	Finish	Price
PLTM045C	Chrome	\$ 42
PLTM045BN	Brushed nickel (PVD)	\$ 53
PLTM045PN	Polished nickel (PVD)	\$ 53

Edge



Suggested assemblies

Assembly #54EDTM



UPC®



Description	Code	C	BN	PN
Type P valve trim	TEDTM51	\$ 190	\$ 278	\$ 278
Type P valve rough	R51 ¹	\$ 121	\$ 121	\$ 121
Hand shower rail	5055	\$ 181	\$ 279	\$ 279
Elbow supply	775	\$ 33	\$ 57	\$ 57
Total		\$ 525	\$ 735	\$ 735

1. Add -SPEX for PEX connection and -EX for Expansion PEX connection

Assembly #4744EDTM



UPC®



Description	Code	C	BN	PN
2-way no share Type T/P coaxial valve trim	TEDTM44 ²	\$ 351	\$ 437	\$ 437
2-way Type T/P coaxial valve rough	R23 ¹	\$ 151	\$ 151	\$ 151
2-jet shower head with arm	366	\$ 130	\$ 163	\$ 163
Wall-mount tub spout	ED80 ⁵	\$ 150	\$ 206	\$ 206
Total		\$ 782	\$ 957	\$ 957

1. Add -SPEX for PEX connection and -EX for Expansion PEX connection

2. Add + for Cross Handle Valve

5. ½" inlet male NPT

Edge



Suggested assemblies

Assembly #323EDTM



UPC®



Description	Code	C	BN	PN
2-way Type T/P coaxial valve trim	TEDTM23 ²	\$ 351	\$ 437	\$ 437
2-way Type T/P coaxial valve rough	R23 ¹	\$ 151	\$ 151	\$ 151
Hand shower rail	5055	\$ 181	\$ 279	\$ 279
20 cm (8") shower head	468	\$ 213	\$ 249	\$ 249
40 cm (16") shower arm	503	\$ 65	\$ 108	\$ 108
Elbow supply	775	\$ 33	\$ 57	\$ 57
Total		\$ 994	\$ 1281	\$ 1281

1. Add -SPEX for PEX connection and -EX for Expansion PEX connection
2. Add + for Cross Handle Valve

Assembly #1345EDTM



UPC®



Description	Code	C	BN	PN
3-way Type T/P coaxial valve trim	TEDTM45 ²	\$ 334	\$ 432	\$ 432
3-way Type T/P coaxial valve rough	R45 ¹	\$ 211	\$ 211	\$ 211
Hand shower rail	5055	\$ 181	\$ 279	\$ 279
20 cm (8") shower head	468	\$ 213	\$ 249	\$ 249
50 cm (20") shower arm	513	\$ 82	\$ 130	\$ 130
Elbow supply	775	\$ 33	\$ 57	\$ 57
Wall-mount tub spout	ED80 ⁵	\$ 150	\$ 206	\$ 206
Total		\$ 1204	\$ 1564	\$ 1564

1. Add -SPEX for PEX connection and -EX for Expansion PEX connection
2. Add + for Cross Handle Valve
5. ½" inlet male NPT

Other components available in *Bath and Shower Components* section.

Suggested assemblies

Assembly #446EDTM



Description	Code	C	BN	PN
4-way Type T/P coaxial valve trim	TEDTM46 ²	\$ 660	\$ 806	\$ 806
4-way Type T/P 3/4" coaxial valve rough	R46	\$ 322	\$ 322	\$ 322
Hand shower rail	5055	\$ 181	\$ 279	\$ 279
20 cm (8") shower head	468	\$ 213	\$ 249	\$ 249
40 cm (16") shower arm	503	\$ 65	\$ 108	\$ 108
UPC® Body jet	390 (x4)	\$ 392	\$ 600	\$ 600
Elbow supply	775	\$ 33	\$ 57	\$ 57
Total		\$ 1866	\$ 2421	\$ 2421

2. Add + for Cross Handle Valve



Assembly #1546EDTM



Description	Code	C	BN	PN
4-way Type T/P coaxial valve trim	TEDTM46 ²	\$ 660	\$ 806	\$ 806
4-way Type T/P 3/4" coaxial valve rough	R46	\$ 322	\$ 322	\$ 322
Hand shower rail	5055 (x2)	\$ 362	\$ 558	\$ 558
20 cm (8") shower head	468 (x2)	\$ 426	\$ 498	\$ 498
40 cm (16") shower arm	503 (x2)	\$ 130	\$ 216	\$ 216
UPC® Elbow supply	775 (x2)	\$ 66	\$ 114	\$ 114
Total		\$ 1966	\$ 2514	\$ 2514

2. Add + for Cross Handle Valve



Edge



Suggested assemblies

Assembly #783EDTM



cUPC®



Description	Code	C
4-way Type T/P ¾" coaxial complete valve	EDTM83 ²	\$ 1091
Hand shower rail	5055(x2)	\$ 362
30 cm (12") shower head	472	\$ 392
40 cm (16") shower arm	503	\$ 65
Spin tile body jet	369 ⁴ (x4)	\$ 932
Elbow supply with shut-off valve	790 (x2)	\$ 242
Total		\$ 3084

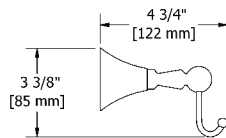
2. Add + for Cross Handle Valve

4. These items must be ordered at the same time as the valve rough

Edge

Hudson Accessories

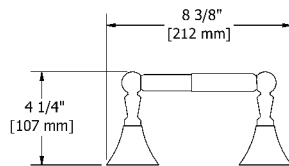
Robe hook



- 4 anchor points

Code	Finish	Price
HU0C	Chrome	\$ 71
HU0BN	Brushed nickel (PVD)	\$ 97
HU0PN	Polished nickel (PVD)	\$ 97

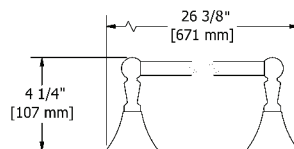
Paper holder



- 4 anchor points

Code	Finish	Price
HU3C	Chrome	\$ 124
HU3BN	Brushed nickel (PVD)	\$ 161
HU3PN	Polished nickel (PVD)	\$ 161

24" towel bar

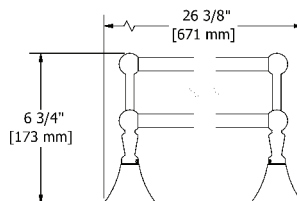


- 4 anchor points

* May be cut to desired length

Code	Finish	Price
HU5C	Chrome	\$ 151
HU5BN	Brushed nickel (PVD)	\$ 206
HU5PN	Polished nickel (PVD)	\$ 206

24" double towel bar

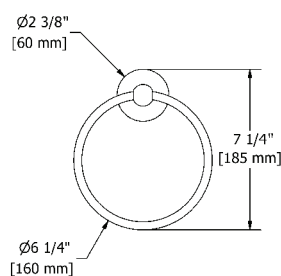


- 4 anchor points

* May be cut to desired length

Code	Finish	Price
HU6C	Chrome	\$ 235
HU6BN	Brushed nickel (PVD)	\$ 310
HU6PN	Polished nickel (PVD)	\$ 310

Towel ring



- 4 anchor points

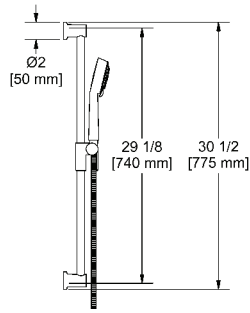
Code	Finish	Price
HU7C	Chrome	\$ 82
HU7BN	Brushed nickel (PVD)	\$ 108
HU7PN	Polished nickel (PVD)	\$ 108

Edge



Bath and shower components

Hand shower rail

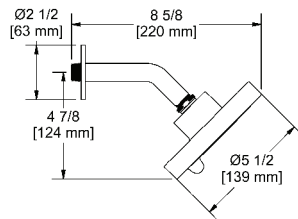


cUPC®

- Easy-Glide left cursor
- Ø22 mm (7/8") slide bar
- 05, 3-jet hand shower
- Scale-free
- 150 cm (59") double interlock flexible hose, **swivel** and 2 check valves
- **7.6 L/min, 2.0 gpm (US) 60psi**

Code	Finish	Price
5055C	Chrome	\$ 181
5055BN	Brushed nickel (PVD)	\$ 279
5055PN	Polished nickel (PVD)	\$ 279

2-jet shower head with arm

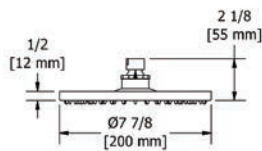


cUPC®

- Six positions
- **Swivel**
- 2 jets: luxurious, invigorating
- Shower arm with round flange
- Scale-free
- **7.6 L/min, 2.0 gpm (US) 60psi**

Code	Finish	Price
366C	Chrome	\$ 130
366BN	Brushed nickel (PVD)	\$ 163
366PN	Polished nickel (PVD)	\$ 163

8" shower head

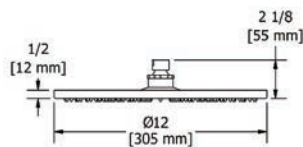



cUPC®

- 1/2" inlet female
- **Swivel**
- Scale-free
- **7.6 L/min, 2.0 gpm (US) 60psi**

Code	Finish	Price
468C	Chrome	\$ 213
468BN	Brushed nickel (PVD)	\$ 249
468PN	Polished nickel (PVD)	\$ 249

12" shower head



cUPC®

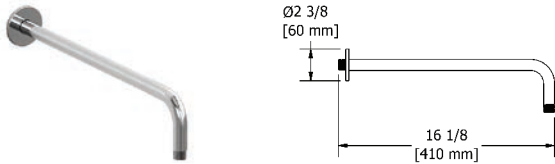
- 1/2" inlet female
- **Swivel**
- Scale-free
- **7.6 L/min, 2.0 gpm (US) 60psi**

Code	Finish	Price
472C	Chrome	\$ 392
472BN	Brushed nickel (PVD)	\$ 469
472PN	Polished nickel (PVD)	\$ 469

Edge

Bath and shower components

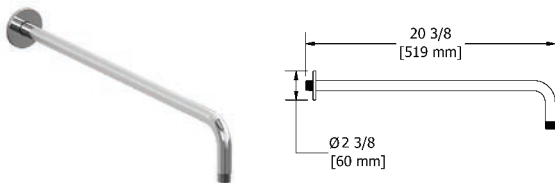
16" shower arm



- 1/2" inlet male NPT
- Round flange

Code	Finish	Price
503C	Chrome	\$ 65
503BN	Brushed nickel (PVD)	\$ 108
503PN	Polished nickel (PVD)	\$ 108

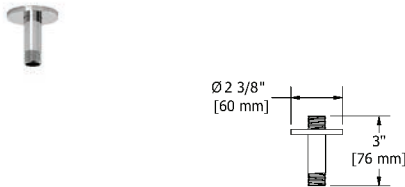
20" shower arm



- 1/2" inlet male NPT
- Round flange

Code	Finish	Price
513C	Chrome	\$ 82
513BN	Brushed nickel (PVD)	\$ 130
513PN	Polished nickel (PVD)	\$ 130

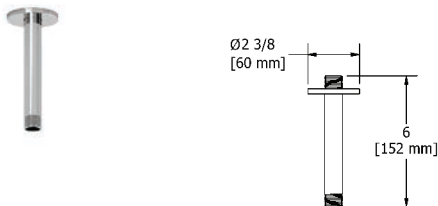
3" vertical shower arm



- 1/2" inlet male NPT
- Round flange

Code	Finish	Price
509C	Chrome	\$ 28
509BN	Brushed nickel (PVD)	\$ 49
509PN	Polished nickel (PVD)	\$ 49

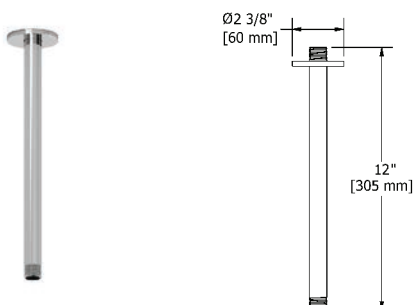
6" vertical shower arm



- 1/2" inlet male NPT
- Round flange

Code	Finish	Price
508C	Chrome	\$ 32
508BN	Brushed nickel (PVD)	\$ 55
508PN	Polished nickel (PVD)	\$ 55

12" vertical shower arm



- 1/2" inlet male NPT
- Round flange

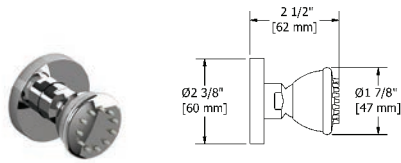
Code	Finish	Price
507C	Chrome	\$ 54
507BN	Brushed nickel (PVD)	\$ 80
507PN	Polished nickel (PVD)	\$ 80

Edge



Bath and shower components

Directional body jet



cUPC®

- 1/2" inlet female NPT
- Scale-free
- Directional
- 2 to 6 L/min, 0.5 to 1.6 gpm (US) 60psi

Code	Finish	Price
390C	Chrome	\$ 98
390BN	Brushed nickel (PVD)	\$ 150
390PN	Polished nickel (PVD)	\$ 150

2-jet directional tile body jet




cUPC®

- 1/2" inlet male NPT
- 2-jet
- Scale-free
- Directional
- 6.2 L/min, 1.6 gpm (US) 60psi

Code	Finish	Price
324C	Chrome	\$ 108

Spin tile body jet



cUPC®

- 1/2" inlet male NPT
- Rotating jet
- Special rough included
- 3.7 L/min, 1 gpm (US) 60psi

* Must be ordered at the same time as the valve rough

Code	Finish	Price
369C	Chrome	\$ 233

Elbow supply

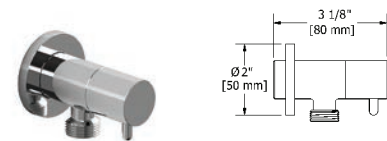


cUPC®

- 1/2" inlet female NPT
- 1/2" outlet male
- Adjustable depth

Code	Finish	Price
775C	Chrome	\$ 33
775BN	Brushed nickel (PVD)	\$ 57
775PN	Polished nickel (PVD)	\$ 57

Elbow supply with shut-off valve

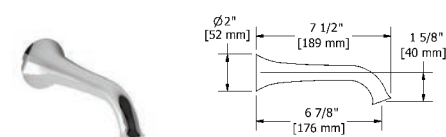


cUPC®

- 1/2" inlet female NPT
- 1/2" outlet male
- Ceramic cartridge
- Adjustable depth

Code	Finish	Price
790C	Chrome	\$ 121
790BN	Brushed nickel (PVD)	\$ 181

Wall-mount tub spout



cUPC®

- 1/2" inlet male NPT
- Brass

Code	Finish	Price
ED80C	Chrome	\$ 150
ED80BN	Brushed nickel (PVD)	\$ 206
ED80PN	Polished nickel (PVD)	\$ 206



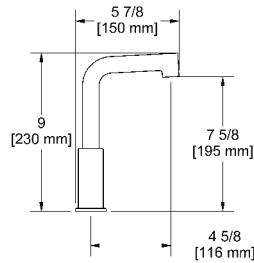
MIZO

BATHROOMS

MIZO



Single hole lavatory faucet



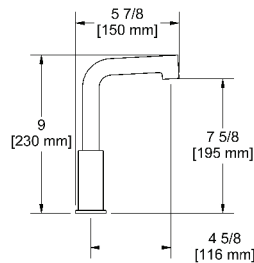
UPC®



- 3/8" speedway compression
- Ceramic cartridge
- Swivel spout
- Push drain
- 5.7 L/min, 1.5 gpm (US) 60psi

Code	Finish	Price
MZ01C	Chrome	\$ 469

Single hole lavatory faucet



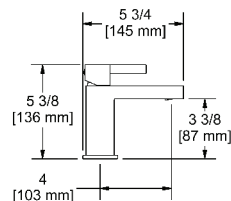
UPC®



- 3/8" speedway compression
- Ceramic cartridge
- Swivel spout
- No drain
- 5.7 L/min, 1.5 gpm (US) 60psi

Code	Finish	Price
MZ00C	Chrome	\$ 447

Single hole lavatory faucet



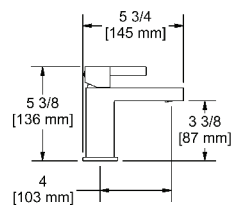
UPC®



- 3/8" speedway compression
- Ceramic cartridge
- Push drain
- 5.7 L/min, 1.5 gpm (US) 60psi

Code	Finish	Price
MZS01C	Chrome	\$ 250
MZS01BN	Brushed nickel (PVD)	\$ 348

Single hole lavatory faucet



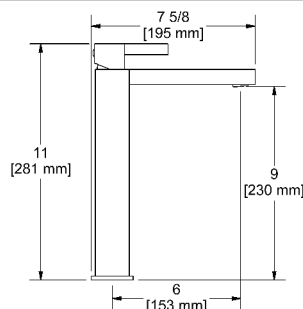
UPC®



- 3/8" speedway compression
- Ceramic cartridge
- No drain
- 5.7 L/min, 1.5 gpm (US) 60psi

Code	Finish	Price
MZS00C	Chrome	\$ 229
MZS00BN	Brushed nickel (PVD)	\$ 310

Single hole lavatory faucet



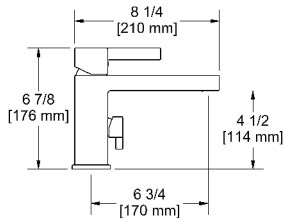
UPC®



- 3/8" speedway compression
- Ceramic cartridge
- No drain
- 5.7 L/min, 1.5 gpm (US) 60psi

Code	Finish	Price
MZL01C	Chrome	\$ 322
MZL01BN	Brushed nickel (PVD)	\$ 414

2-piece deck-mount tub filler with hand shower



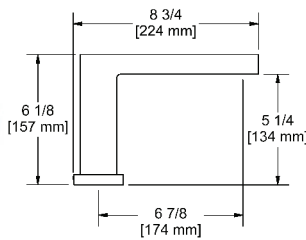
cUPC®



- 1/2" inlet male NPT
- 2 ceramic cartridges
- 1-jet hand shower/scale-free
- 2 check valves
- No diverter
- 37 L/min, 9.8 gpm (US) 60psi

Code	Finish	Price
MZ02C	Chrome	\$ 699

3-piece deck-mount tub filler with hand shower



cUPC®



- 1/2" inlet male NPT
- Ceramic cartridge
- 1-jet hand shower/scale-free
- 33 L/min, 8.7 gpm (US) 60psi

Add **-EX** for **EXPANSION PEX** connection
Add **-SPEX** for **PEX** connection

Code	Finish	Price
MZ10C	Chrome	\$ 734
MZ10BN	Brushed nickel (PVD)	\$ 945

3-piece deck-mount tub filler rough and trim

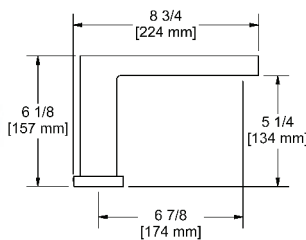


cUPC®

• ROUGH ONLY		
Code	Description	Price
RHTB	1/2" male NPT connections	\$ 192
RHTB-SPEX	PEX connections	\$ 192
RHTB-EX	EXPANSION PEX connections	\$ 192

• TRIM ONLY		
Code	Finish	Price
TMZ10C	Chrome	\$ 542
TMZ10BN	Brushed nickel (PVD)	\$ 753

3-piece Type P (pressure balance) deck-mount tub filler with hand shower



cUPC®



- 1/2" inlet male NPT
- Ceramic cartridge and balancing spool with check valves
- 1-jet hand shower/scale-free
- 23 L/min, 6.0 gpm (US) 60psi

Add **-EX** for **EXPANSION PEX** connection
Add **-SPEX** for **PEX** connection

Code	Finish	Price
MZ16C	Chrome	\$ 804
MZ16BN	Brushed nickel (PVD)	\$ 1015

3-piece Type P (pressure balance) deck-mount tub filler rough and trim

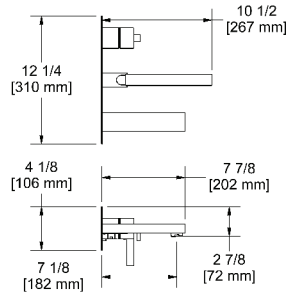


cUPC®

• ROUGH ONLY		
Code	Description	Price
RHTB	1/2" male NPT connections	\$ 192
RHTB-SPEX	PEX connections	\$ 192
RHTB-EX	EXPANSION PEX connections	\$ 192

• TRIM ONLY		
Code	Finish	Price
TMZ16C	Chrome	\$ 612
TMZ16BN	Brushed nickel (PVD)	\$ 823

Wall-mount Type T/P (thermo/pressure balance) coaxial tub filler with hand shower



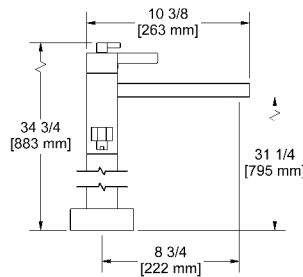
UPC®



- 1/2" inlet female NPT
- Thermostatic/pressure balance coaxial cartridge with check valves
- 1-jet hand shower/scale-free
- 2-way no share
- Service valves
- 20.5 L/min, 5.4 gpm (US) 60psi

Code	Finish	Price
MZ21C	Chrome	\$ 1048
MZ21BN	Brushed nickel (PVD)	\$ 1256

2-way Type T (thermostatic) coaxial floor-mount tub filler with hand shower



UPC®



- 1/2" inlet male NPT
- Thermostatic coaxial cartridge with check valves
- 1-jet hand shower
- 2 parts: rough and trim
- 2 check valves
- 23 L/min, 6.0 gpm (US) 60psi

Add **-EX** for **EXPANSION PEX** connection
Add **-SPEX** for **PEX** connection

Code	Finish	Price
MZ39C	Chrome	\$ 1364
MZ39BN	Brushed nickel (PVD)	\$ 1746

Floor-mount tub filler rough and trim



UPC®

• ROUGH ONLY

Code	Description	Price
RHFS	1/2" male NPT connections	\$ 204
RHFS-SPEX	PEX connections	\$ 204
RHFS-EX	EXPANSION PEX connections	\$ 204

• TRIM ONLY

Code	Finish	Price
TMZ39C	Chrome	\$ 1160
TMZ39BN	Brushed nickel (PVD)	\$ 1542

Rough, trim and concrete floor installation box



UPC®

• ROUGH ONLY

Code	Description	Price
RHBX-SPEX	PEX connections	\$ 410
RHBX-EX	EXPANSION PEX connections	\$ 410

• TRIM ONLY

Code	Finish	Price
TMZ39C	Chrome	\$ 1160
TMZ39BN	Brushed nickel (PVD)	\$ 1542

Mizo



Type P (pressure balance) valve

Type P (pressure balance) rough and trim



cUPC®

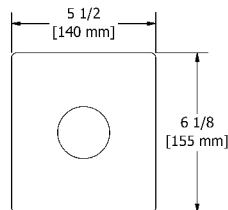
• ROUGH ONLY

Code	Description	Price
R51	Male NPT or sweat	\$ 121
R51-SPEX	PEX connections	\$ 121
R51-EX	EXPANSION PEX connections	\$ 121

• TRIM ONLY

Code	Finish	Price
TMZ51C	Chrome	\$ 190
TMZ51BN	Brushed nickel (PVD)	\$ 278

Type P (pressure balance) complete valve



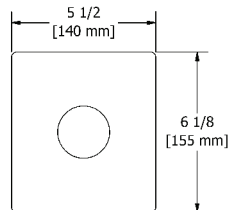
cUPC®



- 1/2" inlet male NPT or sweat
- 1/2" outlet male NPT or sweat
- Ceramic cartridge and balancing spool with check valves
- Service valves
- Double action: flow and temperature control
- 22 L/min, 5.8 gpm (US) 60psi

Code	Finish	Price
MZ51C	Chrome	\$ 311
MZ51BN	Brushed nickel (PVD)	\$ 399

Type P (pressure balance) complete valve PEX



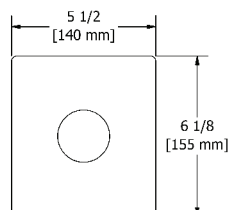
cUPC®



- 1/2" inlet PEX
- 1/2" shower outlet PEX
- 3/4" bath outlet PEX or 1/2" sweat
- Ceramic cartridge and balancing spool with check valves
- Service valves
- Double action: flow and temperature control
- 22 L/min, 5.8 gpm (US) 60psi

Code	Finish	Price
MZ51C-SPEX	Chrome	\$ 311
MZ51BN-SPEX	Brushed nickel (PVD)	\$ 399

Type P (pressure balance) complete valve EXPANSION PEX



cUPC®



- 1/2" inlet EXPANSION PEX
- 1/2" shower outlet EXPANSION PEX
- 3/4" bath outlet EXPANSION PEX or 1/2" sweat
- Ceramic cartridge and balancing spool with check valves
- Service valves
- Double action: flow and temperature control
- 22 L/min, 5.8 gpm (US) 60psi

Code	Finish	Price
MZ51C-EX	Chrome	\$ 311
MZ51BN-EX	Brushed nickel (PVD)	\$ 399

Connection examples



Mizo



Type P (pressure balance) valve

Type P (pressure balance) rough and trim



cUPC®

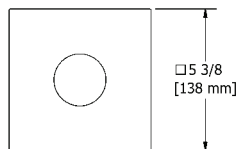
• ROUGH ONLY

Code	Description	Price
R51	Male NPT or sweat	\$ 121
R51-SPEX	PEX connections	\$ 121
R51-EX	EXPANSION PEX connections	\$ 121

• TRIM ONLY

Code	Finish	Price
TMZ71C	Chrome	\$ 96

Type P (pressure balance) complete valve



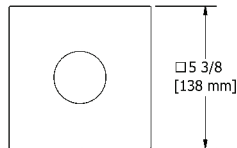
cUPC®



- 1/2" inlet male NPT or sweat
- 1/2" outlet male NPT or sweat
- Ceramic cartridge and balancing spool with check valves
- Service valves
- Double action: flow and temperature control
- **Plastic plate**
- **22 L/min, 5.8 gpm (US) 60psi**

Code	Finish	Price
MZ71C	Chrome	\$ 217

Type P (pressure balance) complete valve PEX



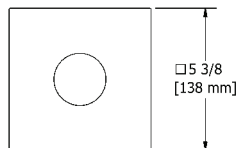
cUPC®



- 1/2" inlet PEX
- 1/2" shower outlet PEX
- 3/4" bath outlet PEX or 1/2" sweat
- Ceramic cartridge and balancing spool with check valves
- Service valves
- Double action: flow and temperature control
- **Plastic plate**
- **22 L/min, 5.8 gpm (US) 60psi**

Code	Finish	Price
MZ71C-SPEX	Chrome	\$ 217

Type P (pressure balance) complete valve EXPANSION PEX



cUPC®



- 1/2" inlet EXPANSION PEX
- 1/2" shower outlet EXPANSION PEX
- 3/4" bath outlet EXPANSION PEX or 1/2" sweat
- Ceramic cartridge and balancing spool with check valves
- Service valves
- Double action: flow and temperature control
- **Plastic plate**
- **22 L/min, 5.8 gpm (US) 60psi**

Code	Finish	Price
MZ71C-EX	Chrome	\$ 217

Connection examples



-SPEX



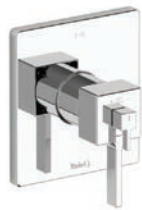
-EX

Mizo



2-way Type T/P (thermostatic/pressure balance) coaxial valve

2-way Type T/P (thermostatic/pressure balance) coaxial valve rough and trim



cUPC®

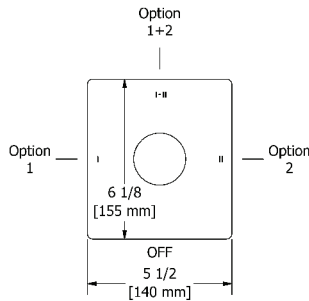

•ROUGH ONLY

Code	Description	Price
R23	Male NPT or sweat	\$ 151
R23-SPEX	PEX connections	\$ 151
R23-EX	EXPANSION PEX connections	\$ 151

•TRIM ONLY

Code	Finish	Price
TMZ23C	Chrome	\$ 328
TMZ23BN	Brushed nickel (PVD)	\$ 394

2-way Type T/P (thermostatic/pressure balance) coaxial complete valve



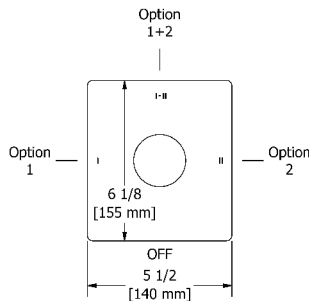
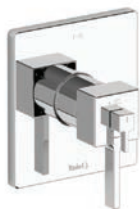
cUPC®



- 1/2" inlet male NPT or sweat
- Two 1/2" outlets male NPT or sweat
- Thermostatic/pressure balance coaxial cartridge with check valves
- 4 positions (OFF, 1, 1 and 2, 2)
- Service valves
- 24 L/min, 6.3 gpm (US) 60psi

Code	Finish	Price
MZ23C	Chrome	\$ 479
MZ23BN	Brushed nickel (PVD)	\$ 545

2-way Type T/P (thermostatic/pressure balance) coaxial complete valve PEX



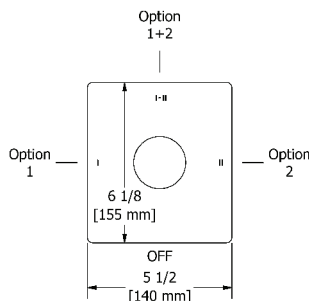
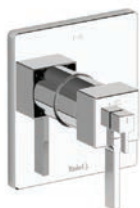
cUPC®



- 1/2" inlet PEX
- Two 1/2" outlets PEX
- Thermostatic/pressure balance coaxial cartridge with check valves
- 4 positions (OFF, 1, 1 and 2, 2)
- Service valves
- 24 L/min, 6.3 gpm (US) 60psi

Code	Finish	Price
MZ23C-SPEX	Chrome	\$ 479
MZ23BN-SPEX	Brushed nickel (PVD)	\$ 545

2-way Type T/P (thermostatic/pressure balance) coaxial complete valve EXPANSION PEX



cUPC®



- 1/2" inlet EXPANSION PEX
- Two 1/2" outlets EXPANSION PEX
- Thermostatic/pressure balance coaxial cartridge with check valves
- 4 positions (OFF, 1, 1 and 2, 2)
- Service valves
- 24 L/min, 6.3 gpm (US) 60psi

Code	Finish	Price
MZ23C-EX	Chrome	\$ 479
MZ23BN-EX	Brushed nickel (PVD)	\$ 545

Connection examples



-SPEX



-EX

Mizo



2-way Type T/P (thermostatic/pressure balance) coaxial valve

2-way Type T/P (thermostatic/pressure balance) coaxial valve rough and trim



UPC®

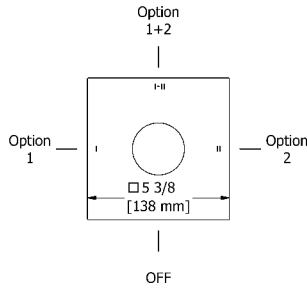
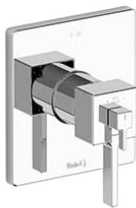
•ROUGH ONLY

Code	Description	Price
R23	Male NPT or sweat	\$ 151
R23-SPEX	PEX connections	\$ 151
R23-EX	EXPANSION PEX connections	\$ 151

•TRIM ONLY

Code	Finish	Price
TMZ93C	Chrome	\$ 274

2-way Type T/P (thermostatic/pressure balance) coaxial complete valve

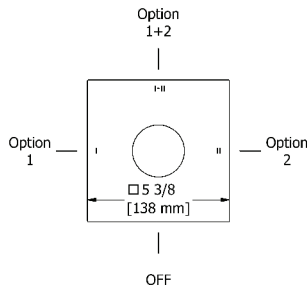


UPC®

- 1/2" inlet male NPT or sweat
- Two 1/2" outlets male NPT or sweat
- Thermostatic/pressure balance coaxial cartridge with check valves
- 4 positions (OFF, 1, 1 and 2, 2)
- Service valves
- **Plastic plate**
- **24 L/min, 6.3 gpm (US) 60psi**

Code	Finish	Price
MZ93C	Chrome	\$ 425

2-way Type T/P (thermostatic/pressure balance) coaxial complete valve PEX

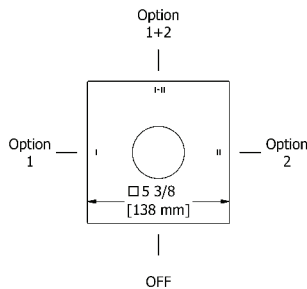
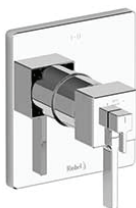


UPC®

- 1/2" inlet PEX
- Two 1/2" outlets PEX
- Thermostatic/pressure balance coaxial cartridge with check valves
- 4 positions (OFF, 1, 1 and 2, 2)
- Service valves
- **Plastic plate**
- **24 L/min, 6.3 gpm (US) 60psi**

Code	Finish	Price
MZ93C-SPEX	Chrome	\$ 425

2-way Type T/P (thermostatic/pressure balance) coaxial complete valve EXPANSION PEX



UPC®

- 1/2" inlet EXPANSION PEX
- Two 1/2" outlets EXPANSION PEX
- Thermostatic/pressure balance coaxial cartridge with check valves
- 4 positions (OFF, 1, 1 and 2, 2)
- Service valves
- **Plastic plate**
- **24 L/min, 6.3 gpm (US) 60psi**

Code	Finish	Price
MZ93C-EX	Chrome	\$ 425

Connection examples



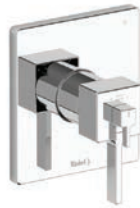
-SPEX



-EX

3-way Type T/P (thermostatic/pressure balance) coaxial valve

3-way Type T/P (thermostatic/pressure balance) coaxial valve rough and trim



cUPC®

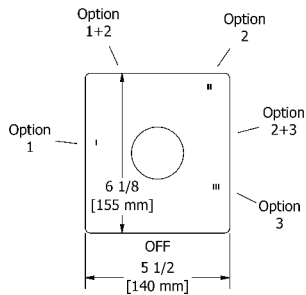

• ROUGH ONLY

Code	Description	Price
R45	Male NPT or sweat	\$ 211
R45-SPEX	PEX connections	\$ 211
R45-EX	EXPANSION PEX connections	\$ 211

• TRIM ONLY

Code	Finish	Price
TMZ45C	Chrome	\$ 318
TMZ45BN	Brushed nickel (PVD)	\$ 388

3-way Type T/P (thermostatic/pressure balance) coaxial complete valve



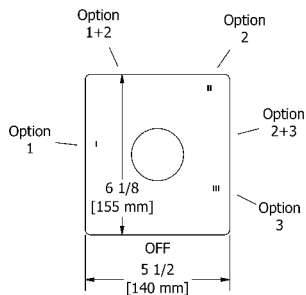

cUPC®



- 1/2" inlet male NPT or sweat
- Three 1/2" outlets male NPT or sweat
- Thermostatic/pressure balance coaxial cartridge with check valves
- 6 positions (OFF, 1, 1 and 2, 2, 2 and 3, 3)
- Service valves
- 24 L/min, 6.3 gpm (US) 60psi

Code	Finish	Price
MZ45C	Chrome	\$ 529
MZ45BN	Brushed nickel (PVD)	\$ 599

3-way Type T/P (thermostatic/pressure balance) coaxial complete valve PEX



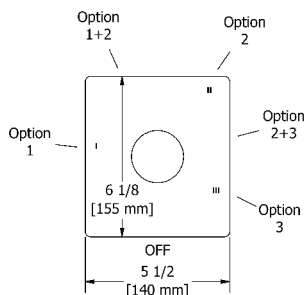
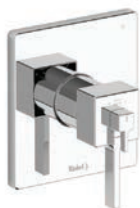
cUPC®



- 1/2" inlet PEX
- Three 1/2" outlets PEX
- Thermostatic/pressure balance coaxial cartridge with check valves
- 6 positions (OFF, 1, 1 and 2, 2, 2 and 3, 3)
- Service valves
- 24 L/min, 6.3 gpm (US) 60psi

Code	Finish	Price
MZ45C-SPEX	Chrome	\$ 529
MZ45BN-SPEX	Brushed nickel (PVD)	\$ 599

3-way Type T/P (thermostatic/pressure balance) coaxial complete valve EXPANSION PEX



cUPC®



- 1/2" inlet EXPANSION PEX
- Three 1/2" outlets EXPANSION PEX
- Thermostatic/pressure balance coaxial cartridge with check valves
- 6 positions (OFF, 1, 1 and 2, 2, 2 and 3, 3)
- Service valves
- 24 L/min, 6.3 gpm (US) 60psi

Code	Finish	Price
MZ45C-EX	Chrome	\$ 529
MZ45BN-EX	Brushed nickel (PVD)	\$ 599

Connection examples



-SPEX



-EX

Mizo



3-way Type T/P (thermostatic/pressure balance) coaxial valve

3-way Type T/P (thermostatic/pressure balance) coaxial valve rough and trim



UPC®

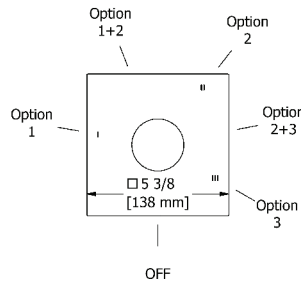
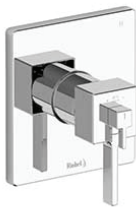
•ROUGH ONLY

Code	Description	Price
R45	Male NPT or sweat	\$ 211
R45-SPEX	PEX connections	\$ 211
R45-EX	EXPANSION PEX connections	\$ 211

•TRIM ONLY

Code	Finish	Price
TMZ95C	Chrome	\$ 267

3-way Type T/P (thermostatic/pressure balance) coaxial complete valve



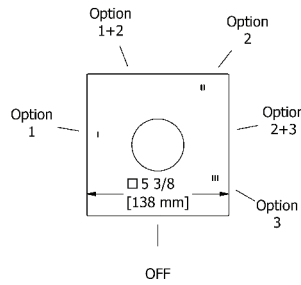
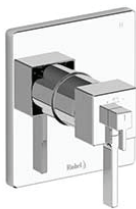
UPC®



- 1/2" inlet male NPT or sweat
- Three 1/2" outlets male NPT or sweat
- Thermostatic/pressure balance coaxial cartridge with check valves
- 6 positions (OFF, 1, 1 and 2, 2, 2 and 3, 3)
- Service valves
- **Plastic plate**
- 24 L/min, 6.3 gpm (US) 60psi

Code	Finish	Price
MZ95C	Chrome	\$ 478

3-way Type T/P (thermostatic/pressure balance) coaxial complete valve PEX



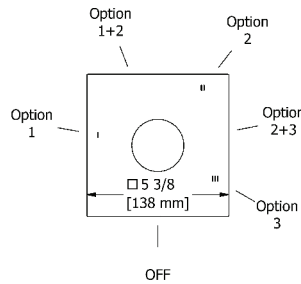
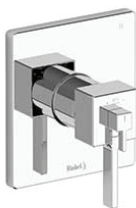
UPC®



- 1/2" inlet PEX
- Three 1/2" outlets PEX
- Thermostatic/pressure balance coaxial cartridge with check valves
- 6 positions (OFF, 1, 1 and 2, 2, 2 and 3, 3)
- Service valves
- **Plastic plate**
- 24 L/min, 6.3 gpm (US) 60psi

Code	Finish	Price
MZ95C-SPEX	Chrome	\$ 478

3-way Type T/P (thermostatic/pressure balance) coaxial complete valve EXPANSION PEX



UPC®



- 1/2" inlet EXPANSION PEX
- Three 1/2" outlets EXPANSION PEX
- Thermostatic/pressure balance coaxial cartridge with check valves
- 6 positions (OFF, 1, 1 and 2, 2, 2 and 3, 3)
- Service valves
- **Plastic plate**
- 24 L/min, 6.3 gpm (US) 60psi

Code	Finish	Price
MZ95C-EX	Chrome	\$ 478

Connection examples




-SPEX



-EX

4-way Type T/P (thermostatic/pressure balance) 3/4" coaxial valve rough and trim



cUPC®

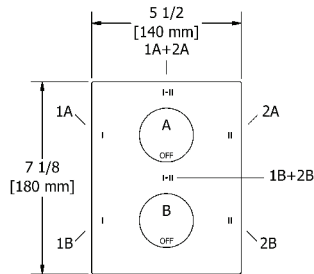
•ROUGH ONLY

Code	Description	Price
R46	3/4" inlet male NPT	\$ 322

•TRIM ONLY

Code	Finish	Price
TMZ46C	Chrome	\$ 660
TMZ46BN	Brushed nickel (PVD)	\$ 806

4-way Type T/P (thermostatic/pressure balance) 3/4" coaxial complete valve



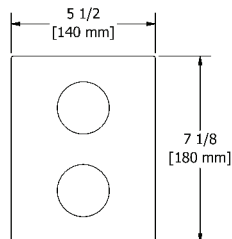
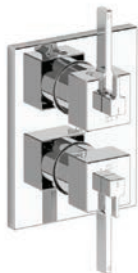
cUPC®



- 3/4" inlet male NPT
- Four 1/2" outlets female NPT
- Must be supplied with minimum 3/4" PEX , 3/4" EXPANSION PEX or 1/2" copper
- 2 thermo/pressure balance coaxial cartridges with check valves
- 4 integrated volume controls
- **2 different temperatures**
- Service valves
- **38 L/min, 10 gpm (US) 60psi**

Code	Finish	Price
MZ46C	Chrome	\$ 982
MZ46BN	Brushed nickel (PVD)	\$ 1128

3/4" high performance Type T/P (thermostatic/pressure balance) coaxial complete valve



cUPC®

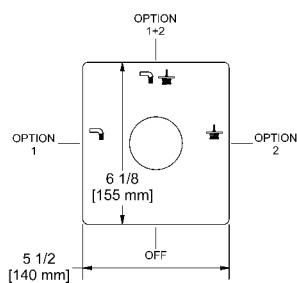


- 3/4" inlet male NPT, dedicated main water supply required
- 4 outlets: two 1/2" outlets male NPT and two 3/4" outlets male NPT or 1/2" female NPT
- 2 thermo/pressure balance coaxial cartridges with check valves
- 2 integrated volume controls
- **2 different temperatures**
- Service valves
- **76 L/min, 20 gpm (US) 60psi**

Code	Finish	Price
MZ83C	Chrome	\$ 1091

Valve plate with pictogram options

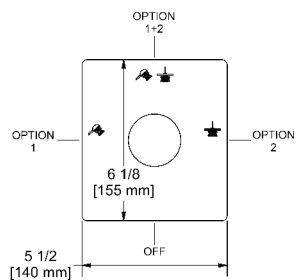
Tub spout and shower head pictograms (2-way coaxial valves)



• Pictograms engraving: Tub spout, shower head and shared function

Code	Finish	Price
PLTQ023C	Chrome	\$ 42
PLTQ023BN	Brushed nickel (PVD)	\$ 53

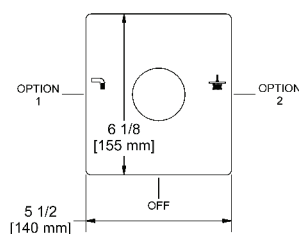
Hand shower and shower head pictograms (2-way coaxial valves)



• Pictograms engraving: Hand shower, shower head and shared function

Code	Finish	Price
PLTQ123C	Chrome	\$ 42
PLTQ123BN	Brushed nickel (PVD)	\$ 53

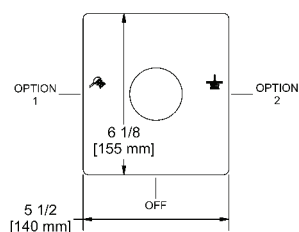
Tub spout and shower head pictograms (2-way coaxial valves)



• Pictograms engraving: Tub spout and shower head

Code	Finish	Price
PLTQ044C	Chrome	\$ 42
PLTQ044BN	Brushed nickel (PVD)	\$ 53

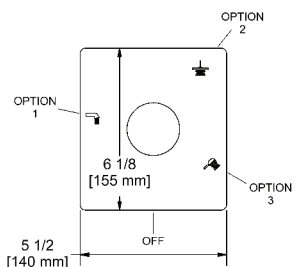
Hand shower and shower head pictograms (2-way coaxial valves)



• Pictograms engraving: Hand shower and shower head

Code	Finish	Price
PLTQ144C	Chrome	\$ 42
PLTQ144BN	Brushed nickel (PVD)	\$ 53

Tub spout, shower head and hand shower pictograms (3-way coaxial valves)



• Pictograms engraving: Tub spout, hand shower and shower head


Code	Finish	Price
PLTQ045C	Chrome	\$ 42
PLTQ045BN	Brushed nickel (PVD)	\$ 53

Mizo



Suggested assemblies

Assembly #72MZ




UPC®



Description	Code	C
Type P valve trim (Plastic plate)	TMZ71	\$ 96
Type P valve rough	R51 ¹	\$ 121
2-jet shower head with arm	343	\$ 141
Total		\$ 358

1. Add -SPEX for PEX connection and -EX for Expansion PEX connection

Assembly #73MZ



UPC®



Description	Code	C
Type P valve trim (Plastic plate)	TMZ71	\$ 96
Type P valve rough	R51 ¹	\$ 121
2-jet shower head with arm	343	\$ 141
Wall-mount tub spout	891	\$ 60
Total		\$ 418

1. Add -SPEX for PEX connection and -EX for Expansion PEX connection

Other components available in *Bath and Shower Components* section.

Suggested assemblies

Assembly #74MZ



Description	Code	C
Type P valve trim (Plastic plate)	TMZ71	\$ 96
Type P valve rough	R51 ¹	\$ 121
Hand shower rail	4665	\$ 196
Elbow supply	774	\$ 46
Total		\$ 459

1. Add -SPEX for PEX connection and -EX for Expansion PEX connection

Assembly #54MZ



Description	Code	C	BN
Type P valve trim	TMZ51	\$ 190	\$ 278
Type P valve rough	R51 ¹	\$ 121	\$ 121
Hand shower rail	4665	\$ 196	\$ 250
Elbow supply	774	\$ 46	\$ 69
Total		\$ 553	\$ 718

1. Add -SPEX for PEX connection and -EX for Expansion PEX connection

Mizo



Suggested assemblies

Assembly #4744MZ



Description	Code	C	BN
2-way no share Type T/P coaxial valve trim	TMZ44	\$ 328	\$ 394
2-way Type T/P coaxial valve rough	R23 ¹	\$ 151	\$ 151
2-jet shower head with arm	343	\$ 141	\$ 184
Square wall-mount tub spout	885	\$ 141	\$ 182
Total		\$ 761	\$ 911

1. Add -SPEX for PEX connection and -EX for Expansion PEX connection

Assembly #323MZ



Description	Code	C	BN
2-way Type T/P coaxial valve trim	TMZ23	\$ 328	\$ 394
2-way Type T/P coaxial valve rough	R23 ¹	\$ 151	\$ 151
Hand shower rail	4665	\$ 196	\$ 250
20 cm (8") shower head	488	\$ 229	\$ 338
40 cm (16") square shower arm	543	\$ 150	\$ 210
Elbow supply	774	\$ 46	\$ 69
Total		\$ 1100	\$ 1412

1. Add -SPEX for PEX connection and -EX for Expansion PEX connection

Mizo



Suggested assemblies

Assembly #1345MZ



UPC®



Description	Code	C	BN
3-way Type T/P coaxial valve trim	TMZ45	\$ 318	\$ 388
3-way Type T/P coaxial valve rough	R45 ¹	\$ 211	\$ 211
Hand shower rail	4665	\$ 196	\$ 250
20 cm (8") shower head	488	\$ 229	\$ 338
50 cm (20") square shower arm	547	\$ 167	\$ 232
Elbow supply	774	\$ 46	\$ 69
Square wall-mount tub spout	885	\$ 141	\$ 182
Total		\$ 1308	\$ 1670

1. Add -SPEX for PEX connection and -EX for Expansion PEX connection

Assembly #446MZ



UPC®



Description	Code	C	BN
4-way Type T/P coaxial valve trim	TMZ46	\$ 660	\$ 806
4-way Type T/P ¾" coaxial valve rough	R46	\$ 322	\$ 322
Hand shower rail	4665	\$ 196	\$ 250
20 cm (8") shower head	488	\$ 229	\$ 338
40 cm (16") square shower arm	543	\$ 150	\$ 210
Body jet	350(x4)	\$ 440	\$ 656
Elbow supply	774	\$ 46	\$ 69
Total		\$ 2043	\$ 2651

Other components available in *Bath and Shower Components* section.

Mizo



Suggested assemblies

Assembly #1546MZ



UPC®



Description	Code	C	BN
4-way Type T/P coaxial valve trim	TMZ46	\$ 660	\$ 806
4-way Type T/P ¾" coaxial valve	R46	\$ 322	\$ 322
Hand shower rail	4665(x2)	\$ 392	\$ 500
20 cm (8") shower head	488 (x2)	\$ 458	\$ 676
40 cm (16") square shower arm	543 (x2)	\$ 300	\$ 420
Elbow supply	774 (x2)	\$ 92	\$ 138
Total		\$ 2224	\$ 2862

Assembly #783MZ



UPC®



Description	Code	C
4-way Type T/P ¾" coaxial complete valve	MZ83	\$ 1091
Hand shower rail	4665(x2)	\$ 392
30 cm (12") shower head	492	\$ 467
40 cm (16") square shower arm	543	\$ 150
Spin tile body jet	349 ⁴ (x4)	\$ 932
Elbow supply with shut-off valve	744 (x2)	\$ 230
Total		\$ 3262

4. These items must be ordered at the same time as the valve rough

Other components available in *Bath and Shower Components* section.

KS accessories

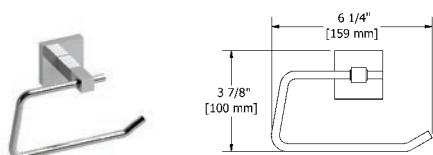
Robe hook



- 4 anchor points

Code	Finish	Price
KS0C	Chrome	\$ 61
KS0BN	Brushed nickel (PVD)	\$ 85

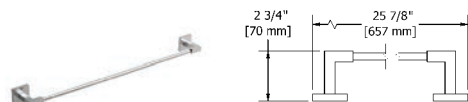
Paper holder



- 4 anchor points

Code	Finish	Price
KS3C	Chrome	\$ 84
KS3BN	Brushed nickel (PVD)	\$ 115

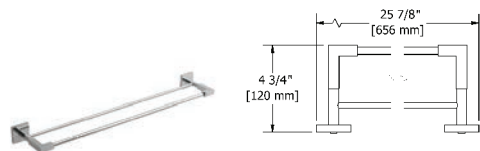
24" towel bar



- 4 anchor points

Code	Finish	Price
KS5C	Chrome	\$ 157
KS5BN	Brushed nickel (PVD)	\$ 205

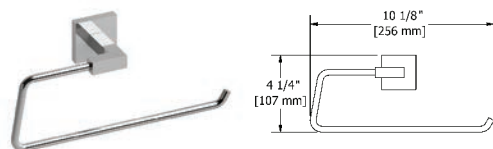
24" double towel bar



- 4 anchor points

Code	Finish	Price
KS6C	Chrome	\$ 241
KS6BN	Brushed nickel (PVD)	\$ 314

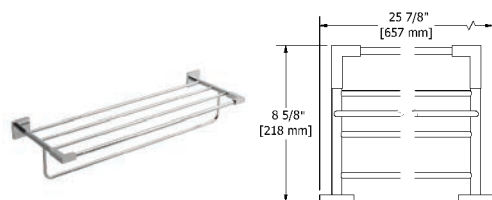
Towel ring



- 4 anchor points

Code	Finish	Price
KS7C	Chrome	\$ 88
KS7BN	Brushed nickel (PVD)	\$ 115

24" towel bar with shelf



- 4 anchor points

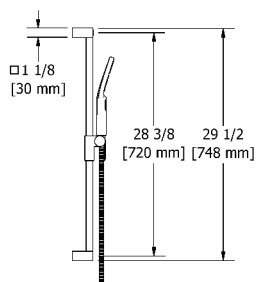
Code	Finish	Price
KS9C	Chrome	\$ 327
KS9BN	Brushed nickel (PVD)	\$ 436

Mizo



Bath and shower components

Hand shower rail

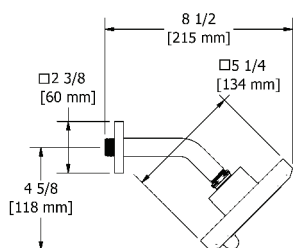


cUPC®

- Easy-Glide left cursor
- 4365, 2-jet hand shower
- Scale-free
- 150 cm (59") double interlock flexible hose, **swivel** and 2 check valves
- Square slide bar
- **7.6 L/min, 2.0 gpm (US) 60psi**

Code	Finish	Price
4665C	Chrome	\$ 196
4665BN	Brushed nickel (PVD)	\$ 250

2-jet shower head with arm

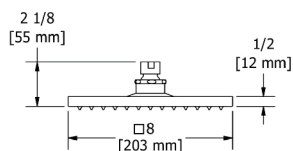


cUPC®

- Six positions
- 2 jets: luxurious, invigorating
- Shower arm with square flange
- Scale-free
- **Swivel**
- **7.6 L/min, 2.0 gpm (US) 60psi**

Code	Finish	Price
343C	Chrome	\$ 141
343BN	Brushed nickel (PVD)	\$ 184

8" shower head

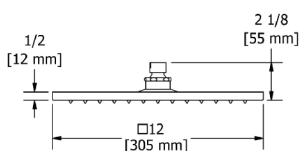


cUPC®

- 1/2" inlet female
- **Swivel**
- Scale-free
- **7.6 L/min, 2.0 gpm (US) 60psi**

Code	Finish	Price
488C	Chrome	\$ 229
488BN	Brushed nickel (PVD)	\$ 338

12" shower head



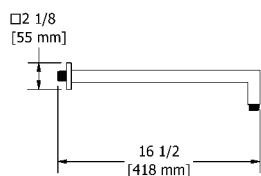
cUPC®

- 1/2" inlet female
- **Swivel**
- Scale-free
- **7.6 L/min, 2.0 gpm (US) 60psi**

Code	Finish	Price
492C	Chrome	\$ 467
492BN	Brushed nickel (PVD)	\$ 606

Bath and shower components

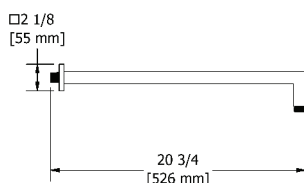
16" square shower arm



- 1/2" inlet male NPT
- Square flange

Code	Finish	Price
543C	Chrome	\$ 150
543BN	Brushed nickel (PVD)	\$ 210

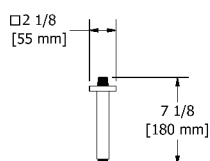
20" shower arm



- 1/2" inlet male NPT
- Square flange

Code	Finish	Price
547C	Chrome	\$ 167
547BN	Brushed nickel (PVD)	\$ 232

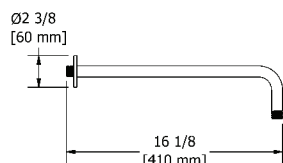
6" vertical square shower arm



- 1/2" inlet male NPT
- Square flange with set screw

Code	Finish	Price
548C	Chrome	\$ 93
548BN	Brushed nickel (PVD)	\$ 128

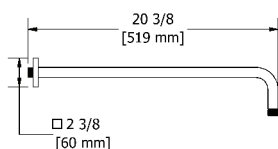
16" shower arm



- 1/2" inlet male NPT
- Square flange with set screw

Code	Finish	Price
560C	Chrome	\$ 88
560BN	Brushed nickel (PVD)	\$ 134

20" shower arm

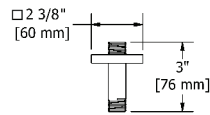


- 1/2" inlet male NPT
- Square flange with set screw

Code	Finish	Price
533C	Chrome	\$ 97
533BN	Brushed nickel (PVD)	\$ 147

Bath and shower components

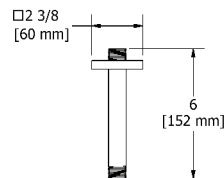
3" vertical shower arm



- 1/2" inlet male NPT
- Square flange with set screw

Code	Finish	Price
519C	Chrome	\$ 49
519BN	Brushed nickel (PVD)	\$ 67

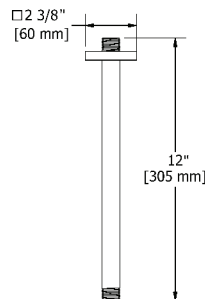
6" vertical shower arm



- 1/2" inlet male NPT
- Square flange with set screw

Code	Finish	Price
518C	Chrome	\$ 54
518BN	Brushed nickel (PVD)	\$ 79

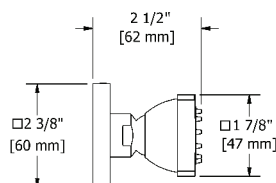
12" vertical shower arm



- 1/2" inlet male NPT
- Square flange with set screw

Code	Finish	Price
517C	Chrome	\$ 68
517BN	Brushed nickel (PVD)	\$ 103

Directional body jet

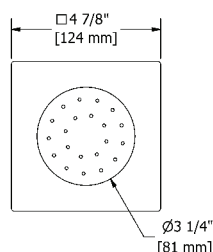


cUPC®

- 1/2" inlet female NPT
- Scale-free
- Directional
- 2 to 6 L/min, 0.5 to 1.6 gpm (US) 60psi

Code	Finish	Price
350C	Chrome	\$ 110
350BN	Brushed nickel (PVD)	\$ 164
350PN	Polished nickel (PVD)	\$ 164

Directional tile body jet



cUPC®

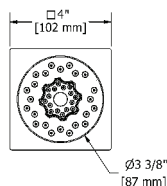
- 1/2" inlet male NPT
- Directional and scale-free
- **Special rough included**
- 4.5 L/min, 1.2 gpm (US) 60psi

* Must be ordered at the same time as the valve rough

Code	Finish	Price
340C	Chrome	\$ 233

Bath and shower components

2-jet directional tile body jet

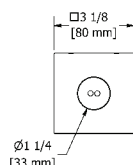


cUPC®

- 1/2" inlet male NPT
- 2-jet
- Scale-free
- Directional
- 6.2 L/min, 1.6 gpm (US) 60psi

Code	Finish	Price
344C	Chrome	\$ 108

Spin tile body jet



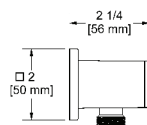
cUPC®

- 1/2" inlet male NPT
- Rotating jet
- **Special rough included**
- 3.7 L/min, 1 gpm (US) 60psi

* Must be ordered at the same time as the valve rough

Code	Finish	Price
349C	Chrome	\$ 233

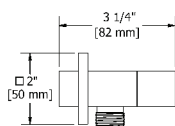
Elbow supply



- 1/2" inlet female NPT
- 1/2" outlet male
- Adjustable depth

Code	Finish	Price
774C	Chrome	\$ 46
774BN	Brushed nickel (PVD)	\$ 69

Elbow supply with shut-off valve

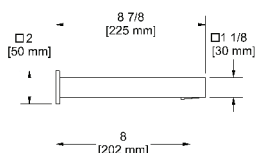


cUPC®

- 1/2" inlet female NPT
- 1/2" outlet male
- Ceramic cartridge
- Adjustable depth

Code	Finish	Price
744C	Chrome	\$ 115
744BN	Brushed nickel (PVD)	\$ 174

Square wall-mount tub spout

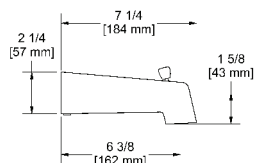


cUPC®

- 1/2" copper slip fit inlet
- Brass

Code	Finish	Price
885C	Chrome	\$ 141
885BN	Brushed nickel (PVD)	\$ 182

Wall-mount tub spout



cUPC®

- 1/2" copper slip fit inlet
- Flow diffuser
- Diverter

Code	Finish	Price
891C	Chrome	\$ 60
891BN	Brushed nickel (PVD)	\$ 76



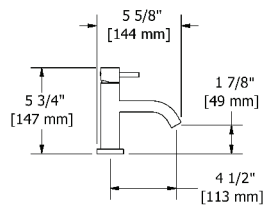
CS

BATHROOMS

CS



Single hole lavatory faucet



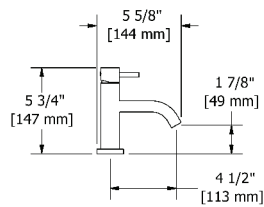
cUPC®



- 3/8" speedway compression
- Ceramic cartridge
- Push drain
- 5.7 L/min, 1.5 gpm (US) 60psi

Code	Finish	Price
CS01C	Chrome	\$ 250
CS01BN	Brushed nickel (PVD)	\$ 370

Single hole lavatory faucet



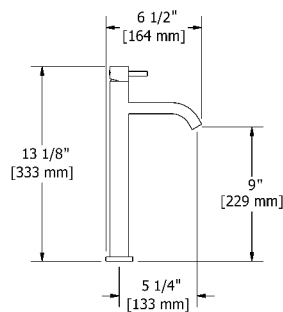
cUPC®



- 3/8" speedway compression
- Ceramic cartridge
- No drain
- 5.7 L/min, 1.5 gpm (US) 60psi

Code	Finish	Price
CS00C	Chrome	\$ 229
CS00BN	Brushed nickel (PVD)	\$ 332

Single hole lavatory faucet



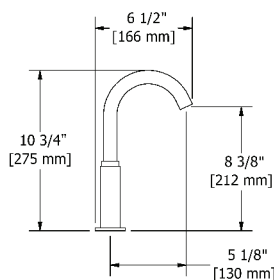
cUPC®



- 3/8" speedway compression
- Ceramic cartridge
- No drain
- 5.7 L/min, 1.5 gpm (US) 60psi

Code	Finish	Price
CL01C	Chrome	\$ 348
CL01BN	Brushed nickel (PVD)	\$ 490

Single hole lavatory faucet



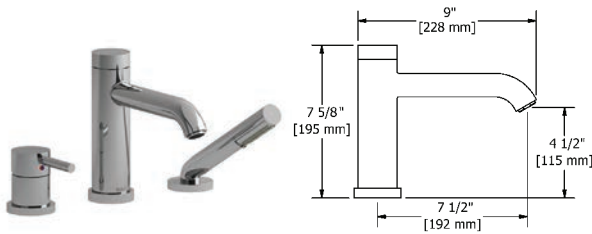
cUPC®



- 3/8" speedway compression
- Ceramic cartridge
- Swivel spout
- No drain
- 5.7 L/min, 1.5 gpm (US) 60psi

Code	Finish	Price
BM01C	Chrome	\$ 315

3-piece deck-mount tub filler with hand shower



cUPC®



- 1/2" inlet male NPT
- Ceramic cartridge
- 1-jet hand shower/scale-free
- 33 L/min, 8.7 gpm (US) 60psi

Add **-EX** for **EXPANSION PEX** connection
Add **-SPEX** for **PEX** connection

Code	Finish	Price
CS10C	Chrome	\$ 621
CS10BN	Brushed nickel (PVD)	\$ 872

3-piece deck-mount tub filler rough and trim



cUPC®

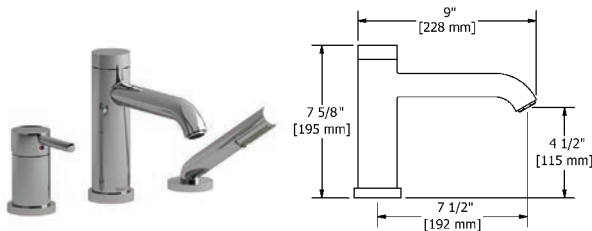
• ROUGH ONLY

Code	Description	Price
RHTB	1/2" male NPT connections	\$ 192
RHTB-SPEX	PEX connections	\$ 192
RHTB-EX	EXPANSION PEX connections	\$ 192

• TRIM ONLY

Code	Finish	Price
TCS10C	Chrome	\$ 429
TCS10BN	Brushed nickel (PVD)	\$ 680

3-piece Type P (pressure balance) deck-mount tub filler with hand shower



cUPC®



- 1/2" inlet male NPT
- Ceramic cartridge and balancing spool with check valves
- 1-jet hand shower/scale-free
- 23 L/min, 6.0 gpm (US) 60psi

Add **-EX** for **EXPANSION PEX** connection
Add **-SPEX** for **PEX** connection

Code	Finish	Price
CS16C	Chrome	\$ 691
CS16BN	Brushed nickel (PVD)	\$ 942

3-piece Type P (pressure balance) deck-mount tub filler rough and trim



cUPC®

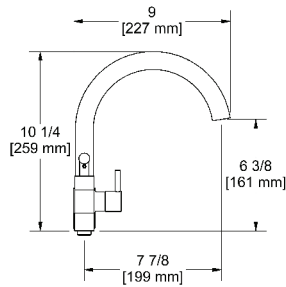
• ROUGH ONLY

Code	Description	Price
RHTB	1/2" male NPT connections	\$ 192
RHTB-SPEX	PEX connections	\$ 192
RHTB-EX	EXPANSION PEX connections	\$ 192

• TRIM ONLY

Code	Finish	Price
TCS16C	Chrome	\$ 499
TCS16BN	Brushed nickel (PVD)	\$ 750

6" tub filler with hand shower



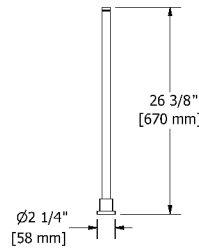
cUPC®



- 3/4" inlet female
- Ceramic cartridge
- 1-jet hand shower/scale-free
- 2 check valves
- 44 L/min, 11.6 gpm (US) 60psi

Code	Finish	Price
CS06C	Chrome	\$ 599
CS06BN	Brushed nickel (PVD)	\$ 818

26" high floor riser pair

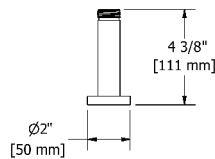


cUPC®

- 1/2" inlet female NPT
- 3/4" outlet male
- Pair
- 2 parts: rough and trim
- Round flange

Code	Finish	Price
TU26C	Chrome	\$ 486
TU26BN	Brushed nickel (PVD)	\$ 687

4" deck-mount riser pair

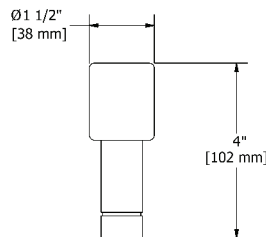


cUPC®

- 1/2" inlet female NPT
- 3/4" outlet male
- Pair
- Round flange

Code	Finish	Price
TU04C	Chrome	\$ 196
TU04BN	Brushed nickel (PVD)	\$ 272

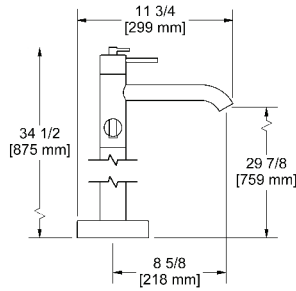
3 1/2" pair of extensions for TU26



- 3/4" male NPT x 3/4" female NPT
- Pair

Code	Finish	Price
EXTTU33C	Chrome	\$ 78
EXTTU33BN	Brushed nickel (PVD)	\$ 91

2-way Type T (thermostatic) coaxial floor-mount tub filler with hand shower



UPC®



- 1/2" inlet male NPT
- Thermostatic coaxial cartridge with check valves
- 1-jet hand shower/scale-free
- 2 parts: rough and trim
- 2 check valves
- 23 L/min, 6.0 gpm (US) 60psi

Add **-EX** for **EXPANSION PEX** connection
 Add **-SPEX** for **PEX** connection

Code	Finish	Price
CS39C	Chrome	\$ 1309
CS39BN	Brushed nickel (PVD)	\$ 1746

Floor-mount tub filler rough and trim



UPC®

• **ROUGH ONLY**

Code	Description	Price
RHFS	1/2" male NPT connections	\$ 204
RHFS-SPEX	PEX connections	\$ 204
RHFS-EX	EXPANSION PEX connections	\$ 204

• **TRIM ONLY**

Code	Finish	Price
TCS39C	Chrome	\$ 1105
TCS39BN	Brushed nickel (PVD)	\$ 1542

Rough, trim and concrete floor installation box



UPC®

• **ROUGH ONLY**

Code	Description	Price
RHBX-SPEX	PEX connections	\$ 410
RHBX-EX	EXPANSION PEX connections	\$ 410

• **TRIM ONLY**

Code	Finish	Price
TCS39C	Chrome	\$ 1105
TCS39BN	Brushed nickel (PVD)	\$ 1542

Type P (pressure balance) valve

Type P (pressure balance) rough and trim



cUPC®

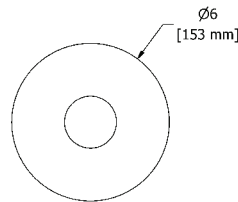
• **ROUGH ONLY**

Code	Description	Price
R51	Male NPT or sweat	\$ 121
R51-SPEX	PEX connections	\$ 121
R51-EX	EXPANSION PEX connections	\$ 121

• **TRIM ONLY**

Code	Finish	Price
TCSTM51C	Chrome	\$ 190
TCSTM51BN	Brushed nickel (PVD)	\$ 278

Type P (pressure balance) complete valve



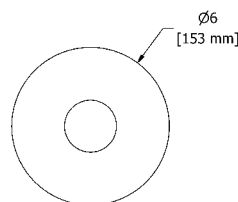
cUPC®



- ½" inlet male NPT or sweat
- ½" outlet male NPT or sweat
- Ceramic cartridge and balancing spool with check valves
- Service valves
- Double action: flow and temperature control
- 22 L/min, 5.8 gpm (US) 60psi

Code	Finish	Price
CSTM51C	Chrome	\$ 311
CSTM51BN	Brushed nickel (PVD)	\$ 399

Type P (pressure balance) complete valve PEX



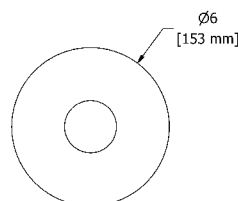
cUPC®



- ½" inlet PEX
- ½" shower outlet PEX
- ¾" bath outlet PEX or ½" sweat
- Ceramic cartridge and balancing spool with check valves
- Service valves
- Double action: flow and temperature control
- 22 L/min, 5.8 gpm (US) 60psi

Code	Finish	Price
CSTM51C-SPEX	Chrome	\$ 311
CSTM51BN-SPEX	Brushed nickel (PVD)	\$ 399

Type P (pressure balance) complete valve EXPANSION PEX



cUPC®



- ½" inlet EXPANSION PEX
- ½" shower outlet EXPANSION PEX
- ¾" bath outlet EXPANSION PEX or ½" sweat
- Ceramic cartridge and balancing spool with check valves
- Service valves
- Double action: flow and temperature control
- 22 L/min, 5.8 gpm (US) 60psi

Code	Finish	Price
CSTM51C-EX	Chrome	\$ 311
CSTM51BN-EX	Brushed nickel (PVD)	\$ 399

Connection examples



-SPEX

-EX

2-way Type T/P (thermostatic/pressure balance) coaxial valve

2-way Type T/P (thermostatic/pressure balance) coaxial valve rough and trim



cUPC®

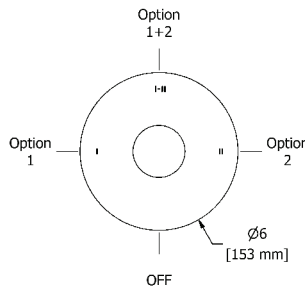
•ROUGH ONLY

Code	Description	Price
R23	Male NPT or sweat	\$ 151
R23-SPEX	PEX connections	\$ 151
R23-EX	EXPANSION PEX connections	\$ 151

•TRIM ONLY

Code	Finish	Price
TCSTM23C	Chrome	\$ 328
TCSTM23BN	Brushed nickel (PVD)	\$ 394

2-way Type T/P (thermostatic/pressure balance) coaxial complete valve



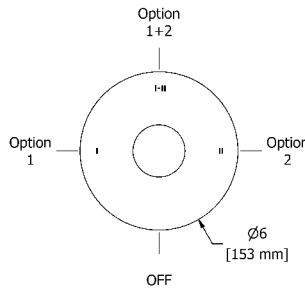
cUPC®



- 1/2" inlet male NPT or sweat
- Two 1/2" outlets male NPT or sweat
- Thermostatic/pressure balance coaxial cartridge with check valves
- 4 positions (OFF, 1, 1 and 2, 2)
- Service valves
- 24 L/min, 6.3 gpm (US) 60psi

Code	Finish	Price
CSTM23C	Chrome	\$ 479
CSTM23BN	Brushed nickel (PVD)	\$ 545

2-way Type T/P (thermostatic/pressure balance) coaxial complete valve PEX



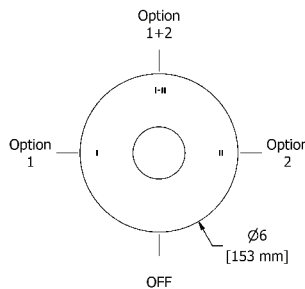
cUPC®



- 1/2" inlet PEX
- Two 1/2" outlets PEX
- Thermostatic/pressure balance coaxial cartridge with check valves
- 4 positions (OFF, 1, 1 and 2, 2)
- Service valves
- 24 L/min, 6.3 gpm (US) 60psi

Code	Finish	Price
CSTM23C-SPEX	Chrome	\$ 479
CSTM23BN-SPEX	Brushed nickel (PVD)	\$ 545

2-way Type T/P (thermostatic/pressure balance) coaxial complete valve EXPANSION PEX



cUPC®



- 1/2" inlet EXPANSION PEX
- Two 1/2" outlets EXPANSION PEX
- Thermostatic/pressure balance coaxial cartridge with check valves
- 4 positions (OFF, 1, 1 and 2, 2)
- Service valves
- 24 L/min, 6.3 gpm (US) 60psi

Code	Finish	Price
CSTM23C-EX	Chrome	\$ 479
CSTM23BN-EX	Brushed nickel (PVD)	\$ 545

Connection examples



-SPEX



-EX

3-way Type T/P (thermostatic/pressure balance) coaxial valve

3-way Type T/P (thermostatic/pressure balance) coaxial valve rough and trim



cUPC®

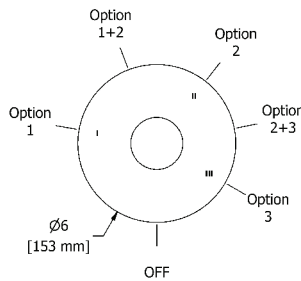
•ROUGH ONLY

Code	Description	Price
R45	Male NPT or sweat	\$ 211
R45-SPEX	PEX connections	\$ 211
R45-EX	EXPANSION PEX connections	\$ 211

•TRIM ONLY

Code	Finish	Price
TCSTM45C	Chrome	\$ 318
TCSTM45BN	Brushed nickel (PVD)	\$ 388

3-way Type T/P (thermostatic/pressure balance) coaxial complete valve



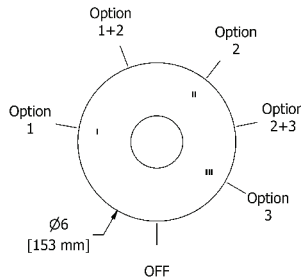
cUPC®



- 1/2" inlet male NPT or sweat
- Three 1/2" outlets male NPT or sweat
- Thermostatic/pressure balance coaxial cartridge with check valves
- 6 positions (OFF, 1, 1 and 2, 2, 2 and 3, 3)
- Service valves
- 24 L/min, 6.3 gpm (US) 60psi

Code	Finish	Price
CSTM45C	Chrome	\$ 529
CSTM45BN	Brushed nickel (PVD)	\$ 599

3-way Type T/P (thermostatic/pressure balance) coaxial complete valve PEX



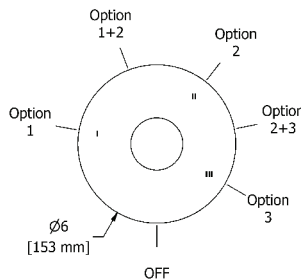
cUPC®



- 1/2" inlet PEX
- Three 1/2" outlets PEX
- Thermostatic/pressure balance coaxial cartridge with check valves
- 6 positions (OFF, 1, 1 and 2, 2, 2 and 3, 3)
- Service valves
- 24 L/min, 6.3 gpm (US) 60psi

Code	Finish	Price
CSTM45C-SPEX	Chrome	\$ 529
CSTM45BN-SPEX	Brushed nickel (PVD)	\$ 599

3-way Type T/P (thermostatic/pressure balance) coaxial complete valve EXPANSION PEX



cUPC®



- 1/2" inlet EXPANSION PEX
- Three 1/2" outlets EXPANSION PEX
- Thermostatic/pressure balance coaxial cartridge with check valves
- 6 positions (OFF, 1, 1 and 2, 2, 2 and 3, 3)
- Service valves
- 24 L/min, 6.3 gpm (US) 60psi

Code	Finish	Price
CSTM45C-EX	Chrome	\$ 529
CSTM45BN-EX	Brushed nickel (PVD)	\$ 599

Connection examples




-SPEX



-EX

4-way Type T/P (thermostatic/pressure balance) 3/4" coaxial valve rough and trim

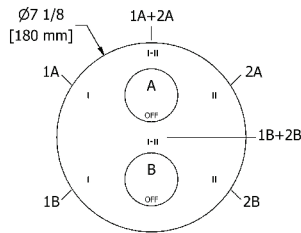


cUPC®

• ROUGH ONLY		
Code	Description	Price
R46	3/4" inlet male NPT	\$ 322

• TRIM ONLY		
Code	Finish	Price
TCSTM46C	Chrome	\$ 616
TCSTM46BN	Brushed nickel (PVD)	\$ 757

4-way Type T/P (thermostatic/pressure balance) 3/4" coaxial complete valve



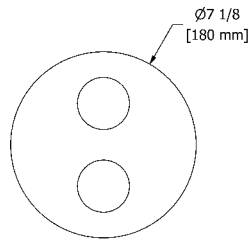
cUPC®



- 4 integrated volume controls
- 2 different temperatures
- 3/4" inlet male NPT
- Must be supplied with minimum 3/4" PEX, 3/4" EXPANSION PEX or 1/2" copper
- 2 thermo/pressure balance coaxial cartridges with check valves
- Four 1/2" outlets female NPT
- Service valves
- 38 L/min, 10 gpm (US) 60psi

Code	Finish	Price
CSTM46C	Chrome	\$ 938
CSTM46BN	Brushed nickel (PVD)	\$ 1079

3/4" high performance Type T/P (thermostatic/pressure balance) coaxial complete valve



cUPC®



- 3/4" inlet male NPT, dedicated main water supply required
- 2 thermo/pressure balance coaxial cartridges with check valves
- 2 integrated volume controls
- 2 different temperatures
- 4 outlets: two 1/2" outlets male NPT and two 3/4" outlets male NPT or 1/2" female NPT
- Service valves
- 76 L/min, 20 gpm (US) 60psi

Code	Finish	Price
CSTM83C	Chrome	\$ 1048
CSTM83BN	Brushed nickel (PVD)	\$ 1189

1/2" shut-off rough and trim

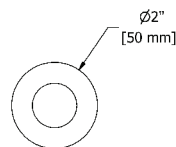


cUPC®

• ROUGH ONLY		
Code	Description	Price
R20	—	\$ 93

• TRIM ONLY		
Code	Finish	Price
TCSTM20C	Chrome	\$ 58
TCSTM20BN	Brushed nickel (PVD)	\$ 101

1/2" shut-off valve



cUPC®

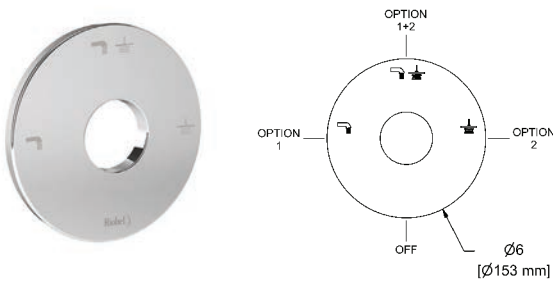


- 1/2" inlet female NPT
- 1/2" ceramic cartridge

Code	Finish	Price
CSTM20C	Chrome	\$ 151
CSTM20BN	Brushed nickel (PVD)	\$ 194

Valve plate with pictogram options

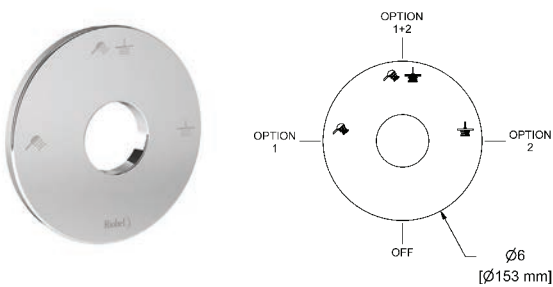
Tub spout and shower head pictograms (2-way coaxial valves)



• Pictograms engraving: Tub spout, shower head and shared function

Code	Finish	Price
PLTM023C	Chrome	\$ 42
PLTM023BN	Brushed nickel (PVD)	\$ 53

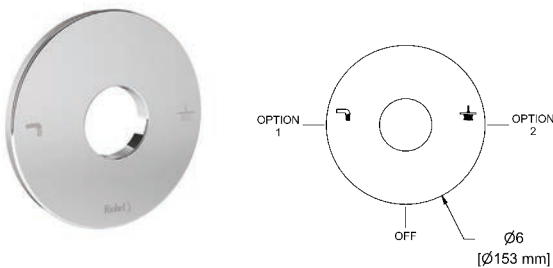
Hand shower and shower head pictograms (2-way coaxial valves)



• Pictograms engraving: Hand shower, shower head and shared function

Code	Finish	Price
PLTM123C	Chrome	\$ 42
PLTM123BN	Brushed nickel (PVD)	\$ 53

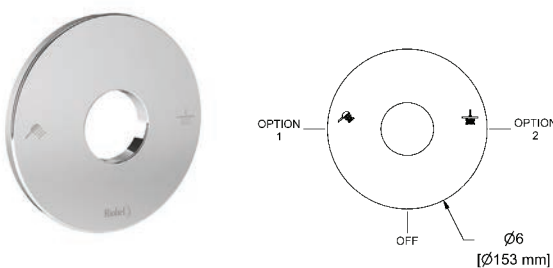
Tub spout and shower head pictograms (2-way coaxial valves)



• Pictograms engraving: Tub spout and shower head

Code	Finish	Price
PLTM044C	Chrome	\$ 42
PLTM044BN	Brushed nickel (PVD)	\$ 53

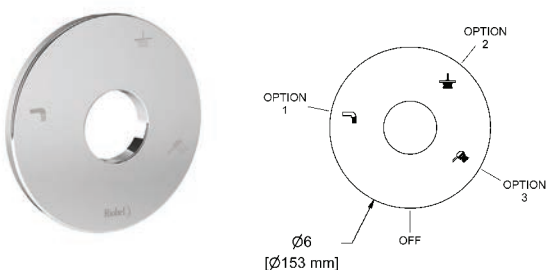
Hand shower and shower head pictograms (2-way coaxial valves)



• Pictograms engraving: Hand shower and shower head

Code	Finish	Price
PLTM144C	Chrome	\$ 42
PLTM144BN	Brushed nickel (PVD)	\$ 53

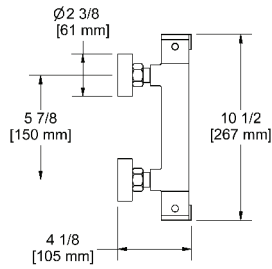
Tub spout, shower head and hand shower pictograms (3-way coaxial valves)



• Pictograms engraving: Tub spout, hand shower and shower head

Code	Finish	Price
PLTM045C	Chrome	\$ 42
PLTM045BN	Brushed nickel (PVD)	\$ 53

Type T (thermostatic) 1/2" external bar



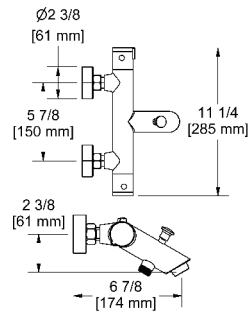
cUPC®



- 3/4" inlet female
- Ceramic cartridge
- 1/2" male X 3/4" male adaptor
- Thermostatic cartridge
- **29.5 L/min, 7.8 gpm (US) 60psi**

Code	Finish	Price
CSTM77C	Chrome	\$ 239

Type T (thermostatic) 1/2" external bar with spout



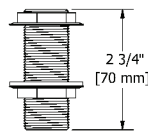
cUPC®



- 3/4" inlet female
- Ceramic cartridge
- 1/2" male X 3/4" male adaptor
- Thermostatic cartridge
- Diverter
- **17 L/min, 4.5 gpm (US) 60psi**

Code	Finish	Price
CSTM81C	chrome	\$ 359

Horizontal extensions kit



- 1/2" inlet female NPT
- 3/4" outlet male
- Pair

Code	Finish	Price
EXT77C	Chrome	\$ 62

Suggested assemblies

Duo shower rail with Type T (thermostatic) 1/2" external bar



- 3/4" inlet female
- 1/2" male X 3/4" male adaptor
- Ceramic cartridge/diverter
- Thermostatic cartridge
- 428, 23 cm (9") plastic shower head
- 4380, 3-jet hand shower
- Ø 24mm (1") Slide Bar
- Expandable rail

Code	Finish	Price
CSTM57C	Chrome	\$ 763

UPC®



Duo shower rail with Type T (thermostatic) 1/2" external bar



- 3/4" inlet female
- 1/2" male X 3/4" male adaptor
- Ceramic cartridge/diverter
- Thermostatic cartridge
- 4365, 2-jet hand shower
- 458, 20 cm (8") plastic shower head
- Ø 24mm (1") Slide Bar
- Expandable rail

Code	Finish	Price
CSTQ57C	Chrome	\$ 763

UPC®



Suggested assemblies

Assembly #4077CSTM



UPC®



Description	Code	C
Type T (thermostatic) ½" external bar	CSTM77	\$ 239
Hand shower rail	5055	\$ 181
Total		\$ 420

Assembly #4181CSTM



UPC®



Description	Code	C
Type T (thermostatic) bar with diverter and tub spout	CSTM81	\$ 359
Hand shower rail	5055	\$ 181
Total		\$ 540

Other components available in *Bath and Shower Components* section.

Suggested assemblies

Assembly #54CSTM



UPC®



Description	Code	C	BN
Type P valve trim	TCSTM51	\$ 190	\$ 278
Type P valve rough	R51 ¹	\$ 121	\$ 121
Hand shower rail	5055	\$ 181	\$ 279
Elbow supply	775	\$ 33	\$ 57
Total		\$ 525	\$ 735

1. Add -SPEX for PEX connection and -EX for Expansion PEX connection

Assembly #4744CSTM



UPC®



Description	Code	C	BN
2-way no share Type T/P coaxial valve trim	TCSTM44	\$ 328	\$ 394
2-way Type T/P coaxial valve rough	R23 ¹	\$ 151	\$ 151
2-jet shower head with arm	366	\$ 130	\$ 163
Wall-mount tub spout	867	\$ 97	\$ 126
Total		\$ 706	\$ 834

1. Add -SPEX for PEX connection and -EX for Expansion PEX connection

Suggested assemblies

Assembly #323CSTM



UPC®



Description	Code	C	BN
2-way Type T/P coaxial valve trim	TCSTM23	\$ 328	\$ 394
2-way Type T/P coaxial valve rough	R23 ¹	\$ 151	\$ 151
Hand shower rail	5055	\$ 181	\$ 279
20 cm (8") shower head	468	\$ 213	\$ 249
40 cm (16") shower arm	503	\$ 65	\$ 108
Elbow supply	775	\$ 33	\$ 57
Total		\$ 971	\$ 1238

1. Add -SPEX for PEX connection and -EX for Expansion PEX connection

Assembly #1345CSTM



UPC®



Description	Code	C	BN
3-way Type T/P coaxial valve trim	TCSTM45	\$ 318	\$ 388
3-way Type T/P coaxial valve rough	R45 ¹	\$ 211	\$ 211
Hand shower rail	5055	\$ 181	\$ 279
20 cm (8") shower head	468	\$ 213	\$ 249
50 cm (20") shower arm	513	\$ 82	\$ 130
Elbow supply	775	\$ 33	\$ 57
Wall-mount tub spout	867	\$ 97	\$ 126
Total		\$ 1135	\$ 1440

1. Add -SPEX for PEX connection and -EX for Expansion PEX connection

Suggested assemblies

Assembly #446CSTM



UPC®



Description	Code	C	BN
4-way Type T/P coaxial valve trim	TCSTM46	\$ 616	\$ 757
4-way Type T/P ¾" coaxial valve rough	R46	\$ 322	\$ 322
Hand shower rail	5055	\$ 181	\$ 279
20 cm (8") shower head	468	\$ 213	\$ 249
40 cm (16") shower arm	503	\$ 65	\$ 108
Body jet	390 (x4)	\$ 392	\$ 600
Elbow supply	775	\$ 33	\$ 57
Total		\$ 1822	\$ 2372

Assembly #1546CSTM



UPC®



Description	Code	C	BN
4-way Type T/P coaxial valve trim	TCSTM46	\$ 616	\$ 757
4-way Type T/P ¾" coaxial valve	R46	\$ 322	\$ 322
Hand shower rail	5055(x2)	\$ 362	\$ 558
20 cm (8") shower head	468 (x2)	\$ 426	\$ 498
40 cm (16") shower arm	503 (x2)	\$ 130	\$ 216
Elbow supply	775 (x2)	\$ 66	\$ 114
Total		\$ 1922	\$ 2465

Suggested assemblies

Assembly #783CSTM



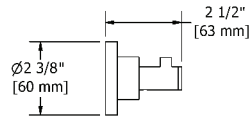
cUPC®

Description	Code	C
4-way Type T/P ¾" coaxial complete valve	CSTM83	\$ 1048
Hand shower rail	5055(x2)	\$ 362
30 cm (12") shower head	472	\$ 392
40 cm (16") shower arm	503	\$ 65
Spin tile body jet	369 ⁴ (x4)	\$ 932
Elbow supply with shut-off valve	790 (x2)	\$ 242
Total		\$ 3041

4. These items must be ordered at the same time as the valve rough

Star accessories

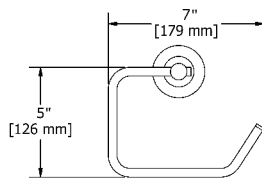
Robe hook



• 4 anchor points

Code	Finish	Price
ST0C	Chrome	\$ 57
ST0BN	Brushed nickel (PVD)	\$ 93

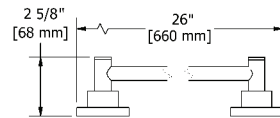
Paper holder



• 4 anchor points

Code	Finish	Price
ST3C	Chrome	\$ 93
ST3BN	Brushed nickel (PVD)	\$ 128

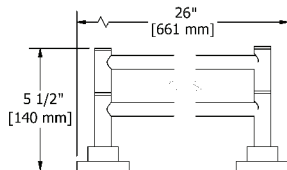
24" towel bar



• 4 anchor points

Code	Finish	Price
ST5C	Chrome	\$ 163
ST5BN	Brushed nickel (PVD)	\$ 220

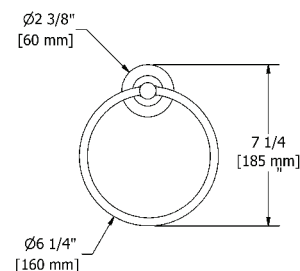
24" double towel bar



• 4 anchor points

Code	Finish	Price
ST6C	Chrome	\$ 244
ST6BN	Brushed nickel (PVD)	\$ 338

Towel ring

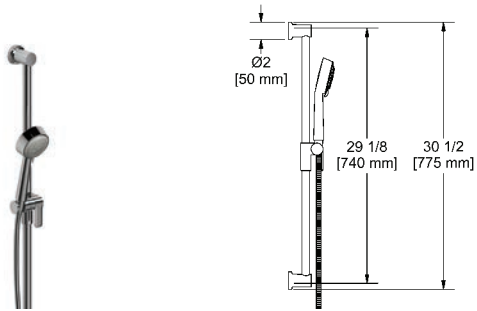


• 4 anchor points

Code	Finish	Price
ST7C	Chrome	\$ 79
ST7BN	Brushed nickel (PVD)	\$ 111

Bath and shower components

Hand shower rail

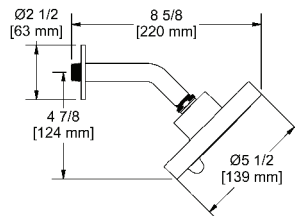


cUPC®

- Easy-Glide left cursor
- Ø22 mm (7/8") slide bar
- 05, 3-jet hand shower
- Scale-free
- 150 cm (59") double interlock flexible hose, **swivel** and 2 check valves
- **7.6 L/min, 2.0 gpm (US) 60psi**

Code	Finish	Price
5055C	Chrome	\$ 181
5055BN	Brushed nickel (PVD)	\$ 279

2-jet shower head with arm

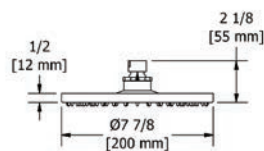


cUPC®

- Six positions
- 2 jets: luxurious, invigorating
- Shower arm with round flange
- Scale-free
- **Swivel**
- **7.6 L/min, 2.0 gpm (US) 60psi**

Code	Finish	Price
366C	Chrome	\$ 130
366BN	Brushed nickel (PVD)	\$ 163

8" shower head

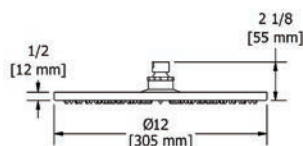


cUPC®

- 1/2" inlet female
- **Swivel**
- Scale-free
- **7.6 L/min, 2.0 gpm (US) 60psi**

Code	Finish	Price
468C	Chrome	\$ 213
468BN	Brushed nickel (PVD)	\$ 249

12" shower head



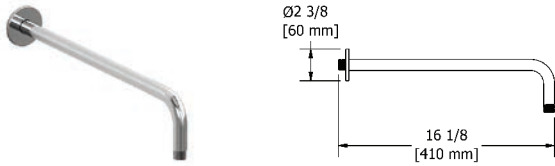
cUPC®

- 1/2" inlet female
- **Swivel**
- Scale-free
- **7.6 L/min, 2.0 gpm (US) 60psi**

Code	Finish	Price
472C	Chrome	\$ 392
472BN	Brushed nickel (PVD)	\$ 469

Bath and shower components

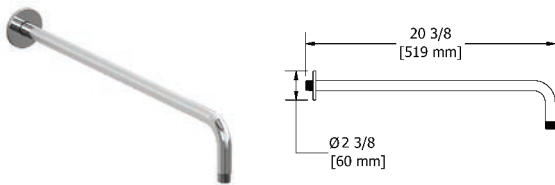
16" shower arm



- 1/2" inlet male NPT
- Round flange

Code	Finish	Price
503C	Chrome	\$ 65
503BN	Brushed nickel (PVD)	\$ 108

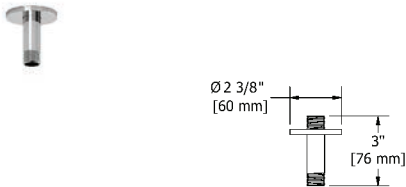
20" shower arm



- 1/2" inlet male NPT
- Round flange

Code	Finish	Price
513C	Chrome	\$ 82
513BN	Brushed nickel (PVD)	\$ 130

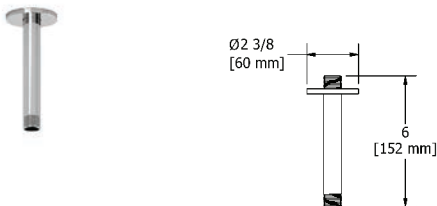
3" vertical shower arm



- 1/2" inlet male NPT
- Round flange

Code	Finish	Price
509C	Chrome	\$ 28
509BN	Brushed nickel (PVD)	\$ 49

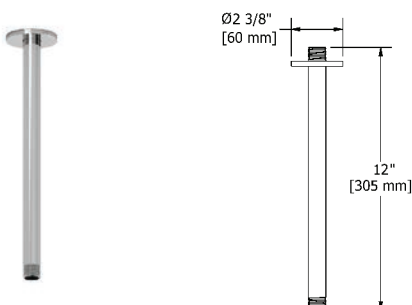
6" vertical shower arm



- 1/2" inlet male NPT
- Round flange

Code	Finish	Price
508C	Chrome	\$ 32
508BN	Brushed nickel (PVD)	\$ 55

12" vertical shower arm

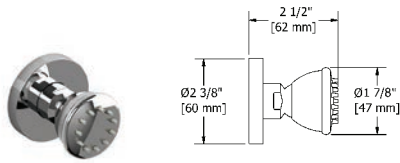


- 1/2" inlet male NPT
- Round flange

Code	Finish	Price
507C	Chrome	\$ 54
507BN	Brushed nickel (PVD)	\$ 80

Bath and shower components

Directional body jet



cUPC®

- 1/2" inlet female NPT
- Scale-free
- Directional
- 2 to 6 L/min, 0.5 to 1.6 gpm (US) 60psi

Code	Finish	Price
390C	Chrome	\$ 98
390BN	Brushed nickel (PVD)	\$ 150

2-jet directional tile body jet




cUPC®

- 1/2" inlet male NPT
- 2-jet
- Scale-free
- Directional
- 6.2 L/min, 1.6 gpm (US) 60psi

Code	Finish	Price
324C	Chrome	\$ 108

Spin tile body jet



cUPC®

- 1/2" inlet male NPT
- Rotating jet
- Special rough included
- 3.7 L/min, 1 gpm (US) 60psi

* Must be ordered at the same time as the valve rough

Code	Finish	Price
369C	Chrome	\$ 233

Elbow supply

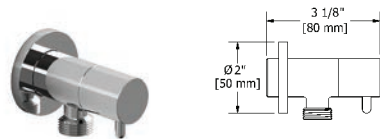


cUPC®

- 1/2" inlet female NPT
- 1/2" outlet male
- Adjustable depth

Code	Finish	Price
775C	Chrome	\$ 33
775BN	Brushed nickel (PVD)	\$ 57

Elbow supply with shut-off valve

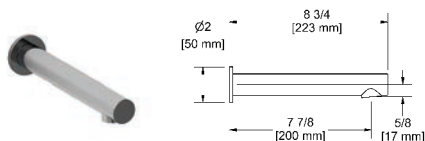


cUPC®

- 1/2" inlet female NPT
- 1/2" outlet male
- Ceramic cartridge
- Adjustable depth

Code	Finish	Price
790C	Chrome	\$ 121

Wall-mount tub spout



cUPC®

- 1/2" copper slip fit inlet
- Brass

Code	Finish	Price
867C	Chrome	\$ 97
867BN	Brushed nickel (PVD)	\$ 126



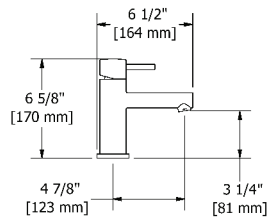
GS

BATHROOMS

GS



Single hole lavatory faucet



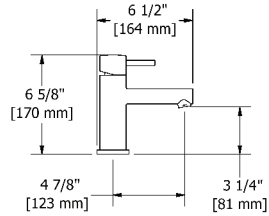
cUPC®



- 3/8" speedway compression
- Ceramic cartridge
- Push drain
- 5.7 L/min, 1.5 gpm (US) 60psi

Code	Finish	Price
GS01C	Chrome	\$ 283

Single hole lavatory faucet



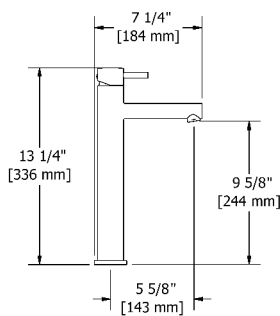
cUPC®



- 3/8" speedway compression
- Ceramic cartridge
- No drain
- 5.7 L/min, 1.5 gpm (US) 60psi

Code	Finish	Price
GS00C	Chrome	\$ 261

Single hole lavatory faucet



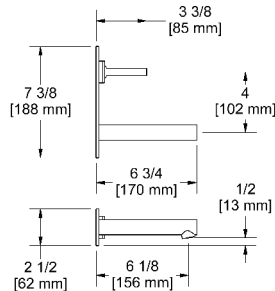
cUPC®



- 3/8" speedway compression
- Ceramic cartridge
- No drain
- 5.7 L/min, 1.5 gpm (US) 60psi

Code	Finish	Price
GL01C	Chrome	\$ 403

Wall-mount lavatory faucet



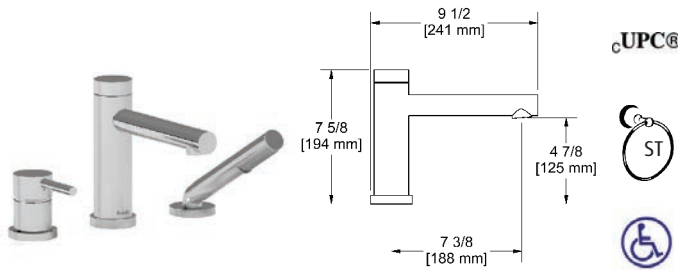
cUPC®



- 1/2" inlet female NPT
- Ceramic cartridge
- No drain
- 5.7 L/min, 1.5 gpm (US) 60psi

Code	Finish	Price
GS11C	Chrome	\$ 387

3-piece deck-mount tub filler with hand shower



- 1/2" inlet male NPT
- Ceramic cartridge
- 1-jet hand shower/scale-free
- 33 L/min, 8.7 gpm (US) 60psi

Add -EX for EXPANSION PEX connection
Add -SPEX for PEX connection

Code	Finish	Price
GS10C	Chrome	\$ 583

3-piece deck-mount tub filler rough and trim



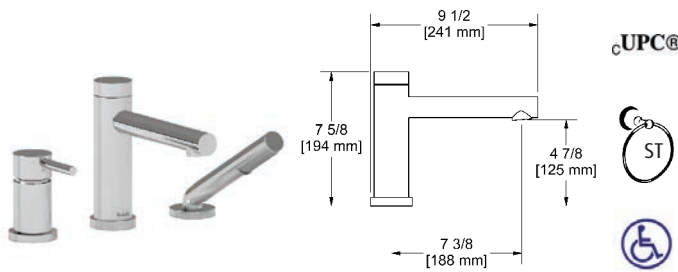
- ROUGH ONLY

Code	Description	Price
RHTB	1/2" male NPT connections	\$ 192
RHTB-SPEX	PEX connections	\$ 192
RHTB-EX	EXPANSION PEX connections	\$ 192

- TRIM ONLY

Code	Finish	Price
TGS10C	Chrome	\$ 391

3-piece Type P (pressure balance) deck-mount tub filler with hand shower



- 1/2" inlet male NPT
- Ceramic cartridge and balancing spool with check valves
- 1-jet hand shower/scale-free
- 23 L/min, 6.0 gpm (US) 60psi

Add -EX for EXPANSION PEX connection
Add -SPEX for PEX connection

Code	Finish	Price
GS16C	Chrome	\$ 653

3-piece Type P (pressure balance) deck-mount tub filler rough and trim



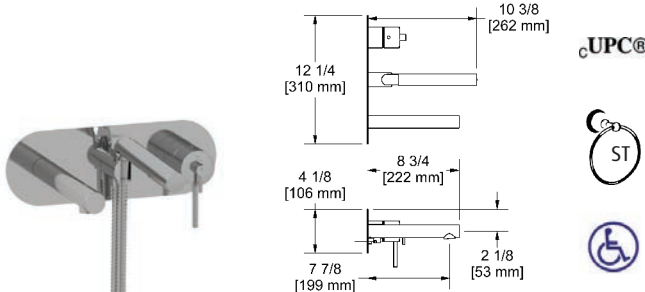
- ROUGH ONLY

Code	Description	Price
RHTB	1/2" male NPT connections	\$ 192
RHTB-SPEX	PEX connections	\$ 192
RHTB-EX	EXPANSION PEX connections	\$ 192

- TRIM ONLY

Code	Finish	Price
TGS16C	Chrome	\$ 461

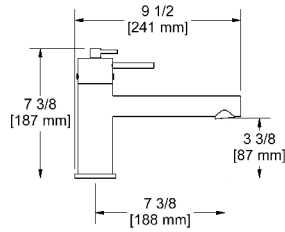
Wall-mount Type T/P (thermo/pressure balance) coaxial tub filler with hand shower



- 1/2" inlet female NPT
- Thermostatic/pressure balance coaxial cartridge with check valves
- Service stops
- 1-jet hand shower/scale-free
- 2-way no share
- 20.5 L/min, 5.4 gpm (US) 60psi

Code	Finish	Price
GS21C	Chrome	\$ 927

2-way 2-piece Type T (thermostatic) coaxial deck-mount tub filler with hand shower



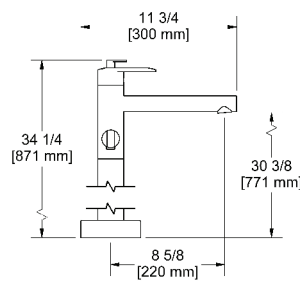
cUPC®



- 1/2" inlet male NPT
- Thermostatic coaxial cartridge with check valves
- 1-jet hand shower/scale-free
- 2 check valves
- 23 L/min, 6.0 gpm (US) 60psi

Code	Finish	Price
GS29C	Chrome	\$ 687

2-way Type T (thermostatic) coaxial floor-mount tub filler with hand shower



cUPC®



- 1/2" inlet male NPT
- Thermostatic coaxial cartridge with check valves
- 1-jet hand shower/scale-free
- 2 parts: rough and trim
- 2 check valves
- 23 L/min, 6.0 gpm (US) 60psi

Add **-EX** for **EXPANSION PEX** connection
Add **-SPEX** for **PEX** connection

Code	Finish	Price
GS39C	Chrome	\$ 1145

Floor-mount tub filler rough and trim



cUPC®

• ROUGH ONLY

Code	Description	Price
RHFS	1/2" male NPT connections	\$ 204
RHFS-SPEX	PEX connections	\$ 204
RHFS-EX	EXPANSION PEX connections	\$ 204

• TRIM ONLY

Code	Finish	Price
TGS39C	Chrome	\$ 941

Rough, trim and concrete floor installation box



cUPC®

• ROUGH ONLY

Code	Description	Price
RHBX-SPEX	PEX connections	\$ 410
RHBX-EX	EXPANSION PEX connections	\$ 410

• TRIM ONLY

Code	Finish	Price
TGS39C	Chrome	\$ 941

Type P (pressure balance) valve

Type P (pressure balance) rough and trim



cUPC®

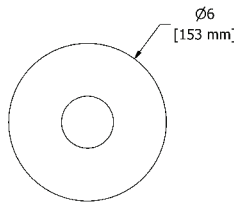
• ROUGH ONLY

Code	Description	Price
R51	Male NPT or sweat	\$ 121
R51-SPEX	PEX connections	\$ 121
R51-EX	EXPANSION PEX connections	\$ 121

• TRIM ONLY

Code	Finish	Price
TGS51C	Chrome	\$ 190

Type P (pressure balance) complete valve



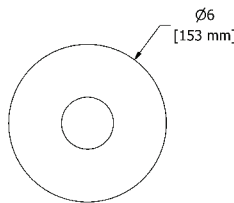
cUPC®



- ½" inlet male NPT or sweat
- ½" outlet male NPT or sweat
- Ceramic cartridge and balancing spool with check valves
- Double action: flow and temperature control
- Service valves
- 22 L/min, 5.8 gpm (US) 60psi

Code	Finish	Price
GS51C	Chrome	\$ 311

Type P (pressure balance) complete valve PEX



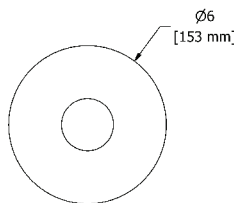
cUPC®



- ½" inlet PEX
- ½" shower outlet PEX
- ¾" bath outlet PEX or ½" sweat
- Ceramic cartridge and balancing spool with check valves
- Double action: flow and temperature control
- Service valves
- 22 L/min, 5.8 gpm (US) 60psi

Code	Finish	Price
GS51C-SPEX	Chrome	\$ 311

Type P (pressure balance) complete valve EXPANSION PEX



cUPC®



- ½" inlet EXPANSION PEX
- ½" shower outlet EXPANSION PEX
- ¾" bath outlet EXPANSION PEX or ½" sweat
- Ceramic cartridge and balancing spool with check valves
- Double action: flow and temperature control
- Service valves
- 22 L/min, 5.8 gpm (US) 60psi

Code	Finish	Price
GS51C-EX	Chrome	\$ 311

Connection examples



-SPEX



-EX

Type P (pressure balance) valve

Type P (pressure balance) rough and trim



cUPC®

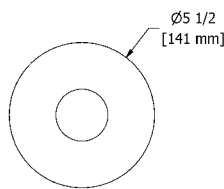
•ROUGH ONLY

Code	Description	Price
R51	Male NPT or sweat	\$ 121
R51-SPEX	PEX connections	\$ 121
R51-EX	EXPANSION PEX connections	\$ 121

•TRIM ONLY

Code	Finish	Price
TGS71C	Chrome	\$ 96

Type P (pressure balance) complete valve



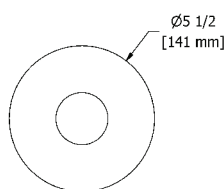
cUPC®



- 1/2" inlet male NPT or sweat
- 1/2" outlet male NPT or sweat
- Ceramic cartridge and balancing spool with check valves
- Double action: flow and temperature control
- Service valves
- **Plastic plate**
- 22 L/min, 5.8 gpm (US) 60psi

Code	Finish	Price
GS71C	Chrome	\$ 217

Type P (pressure balance) complete valve PEX



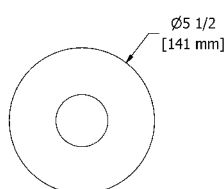
cUPC®



- 1/2" inlet PEX
- 1/2" shower outlet PEX
- 3/4" bath outlet PEX or 1/2" sweat
- Ceramic cartridge and balancing spool with check valves
- Double action: flow and temperature control
- Service valves
- **Plastic plate**
- 22 L/min, 5.8 gpm (US) 60psi

Code	Finish	Price
GS71C-SPEX	Chrome	\$ 217

Type P (pressure balance) complete valve EXPANSION PEX



cUPC®



- 1/2" inlet EXPANSION PEX
- 1/2" shower outlet EXPANSION PEX
- 3/4" bath outlet EXPANSION PEX or 1/2" sweat
- Ceramic cartridge and balancing spool with check valves
- Double action: flow and temperature control
- Service valves
- **Plastic plate**
- 22 L/min, 5.8 gpm (US) 60psi

Code	Finish	Price
GS71C-EX	Chrome	\$ 217

Connection examples



-SPEX



-EX

2-way Type T/P (thermostatic/pressure balance) coaxial valve

2-way Type T/P (thermostatic/pressure balance) coaxial valve rough and trim



cUPC®

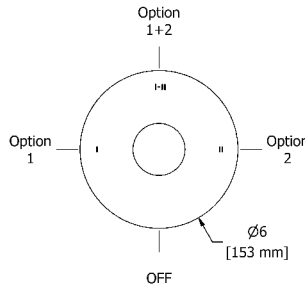
•ROUGH ONLY

Code	Description	Price
R23	Male NPT or sweat	\$ 151
R23-SPEX	PEX connections	\$ 151
R23-EX	EXPANSION PEX connections	\$ 151

•TRIM ONLY

Code	Finish	Price
TGS23C	Chrome	\$ 328

2-way Type T/P (thermostatic/pressure balance) coaxial complete valve



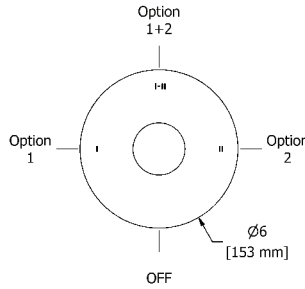
cUPC®



- ½" inlet male NPT or sweat
- Two ½" outlets male NPT or sweat
- Thermostatic/pressure balance coaxial cartridge with check valves
- 4 positions (OFF, 1, 1 and 2, 2)
- Service valves
- 24 L/min, 6.3 gpm (US) 60psi

Code	Finish	Price
GS23C	Chrome	\$ 479

2-way Type T/P (thermostatic/pressure balance) coaxial complete valve PEX



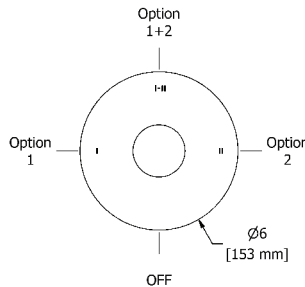
cUPC®



- ½" inlet PEX
- Two ½" outlets PEX
- Thermostatic/pressure balance coaxial cartridge with check valves
- 4 positions (OFF, 1, 1 and 2, 2)
- Service valves
- 24 L/min, 6.3 gpm (US) 60psi

Code	Finish	Price
GS23C-SPEX	Chrome	\$ 479

2-way Type T/P (thermostatic/pressure balance) coaxial complete valve EXPANSION PEX



cUPC®



- ½" inlet EXPANSION PEX
- Two ½" outlets EXPANSION PEX
- Thermostatic/pressure balance coaxial cartridge with check valves
- 4 positions (OFF, 1, 1 and 2, 2)
- Service valves
- 24 L/min, 6.3 gpm (US) 60psi

Code	Finish	Price
GS23C-EX	Chrome	\$ 479

Connection examples



-SPEX



-EX

2-way Type T/P (thermostatic/pressure balance) coaxial valve

2-way Type T/P (thermostatic/pressure balance) coaxial valve rough and trim



UPC®

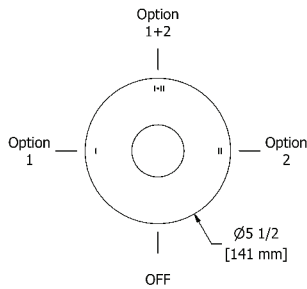
•ROUGH ONLY

Code	Description	Price
R23	Male NPT or sweat	\$ 151
R23-SPEX	PEX connections	\$ 151
R23-EX	EXPANSION PEX connections	\$ 151

•TRIM ONLY

Code	Finish	Price
TG593C	Chrome	\$ 254

2-way Type T/P (thermostatic/pressure balance) coaxial complete valve



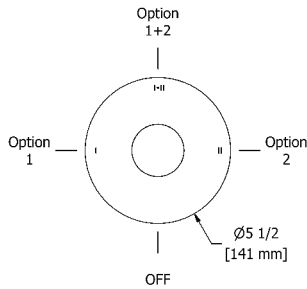
UPC®



- 1/2" inlet male NPT or sweat
- Two 1/2" outlets male NPT or sweat
- Thermostatic/pressure balance coaxial cartridge with check valves
- 4 positions (OFF, 1, 1 and 2, 2)
- Service valves
- **Plastic plate**
- 24 L/min, 6.3 gpm (US) 60psi

Code	Finish	Price
GS93C	Chrome	\$ 405

2-way Type T/P (thermostatic/pressure balance) coaxial complete valve PEX



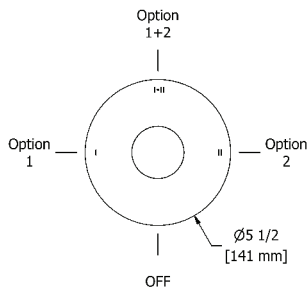
UPC®



- 1/2" inlet PEX
- Two 1/2" outlets PEX
- Thermostatic/pressure balance coaxial cartridge with check valves
- 4 positions (OFF, 1, 1 and 2, 2)
- Service valves
- **Plastic plate**
- 24 L/min, 6.3 gpm (US) 60psi

Code	Finish	Price
GS93C-SPEX	Chrome	\$ 405

2-way Type T/P (thermostatic/pressure balance) coaxial complete valve EXPANSION PEX



UPC®



- 1/2" inlet EXPANSION PEX
- Two 1/2" outlets EXPANSION PEX
- Thermostatic/pressure balance coaxial cartridge with check valves
- 4 positions (OFF, 1, 1 and 2, 2)
- Service valves
- **Plastic plate**
- 24 L/min, 6.3 gpm (US) 60psi

Code	Finish	Price
GS93C-EX	Chrome	\$ 405

Connection examples



-SPEX

-EX

3-way Type T/P (thermostatic/pressure balance) coaxial valve

3-way Type T/P (thermostatic/pressure balance) coaxial valve rough and trim



cUPC®

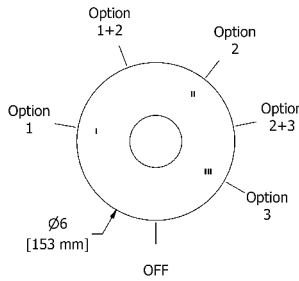
•ROUGH ONLY

Code	Description	Price
R45	Male NPT or sweat	\$ 211
R45-SPEX	PEX connections	\$ 211
R45-EX	EXPANSION PEX connections	\$ 211

•TRIM ONLY

Code	Finish	Price
TGS45C	Chrome	\$ 318

3-way Type T/P (thermostatic/pressure balance) coaxial complete valve



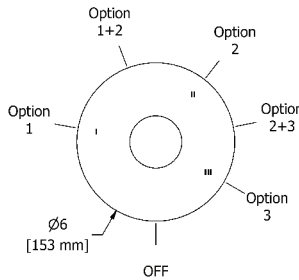
cUPC®



- ½" inlet male NPT or sweat
- Three ½" outlets male NPT or sweat
- Thermostatic/pressure balance coaxial cartridge with check valves
- 6 positions (OFF, 1, 1 and 2, 2, 2 and 3, 3)
- Service valves
- 24 L/min, 6.3 gpm (US) 60psi

Code	Finish	Price
GS45C	Chrome	\$ 529

3-way Type T/P (thermostatic/pressure balance) coaxial complete valve PEX



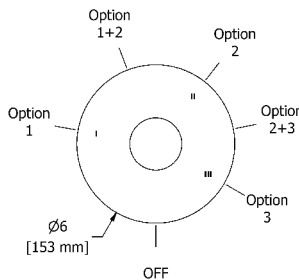
cUPC®



- ½" inlet PEX
- Three ½" outlets PEX
- Thermostatic/pressure balance coaxial cartridge with check valves
- 6 positions (OFF, 1, 1 and 2, 2, 2 and 3, 3)
- Service valves
- 24 L/min, 6.3 gpm (US) 60psi

Code	Finish	Price
GS45C-SPEX	Chrome	\$ 529

3-way Type T/P (thermostatic/pressure balance) coaxial complete valve EXPANSION PEX



cUPC®



- ½" inlet EXPANSION PEX
- Three ½" outlets EXPANSION PEX
- Thermostatic/pressure balance coaxial cartridge with check valves
- 6 positions (OFF, 1, 1 and 2, 2, 2 and 3, 3)
- Service valves
- 24 L/min, 6.3 gpm (US) 60psi

Code	Finish	Price
GS45C-EX	Chrome	\$ 529

Connection examples



-SPEX



-EX

3-way Type T/P (thermostatic/pressure balance) coaxial valve

3-way Type T/P (thermostatic/pressure balance) coaxial valve rough and trim



cUPC®

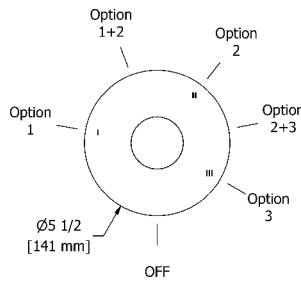
•ROUGH ONLY

Code	Description	Price
R45	Male NPT or sweat	\$ 211
R45-SPEX	PEX connections	\$ 211
R45-EX	EXPANSION PEX connections	\$ 211

•TRIM ONLY

Code	Finish	Price
TGS95C	Chrome	\$ 240

3-way Type T/P (thermostatic/pressure balance) coaxial complete valve



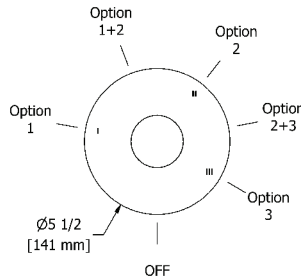
cUPC®



- 1/2" inlet male NPT or sweat
- Three 1/2" outlets male NPT or sweat
- Thermostatic/pressure balance coaxial cartridge with check valves
- 6 positions (OFF, 1, 1 and 2, 2, 2 and 3, 3)
- Service valves
- **Plastic plate**
- 24 L/min, 6.3 gpm (US) 60psi

Code	Finish	Price
GS95C	Chrome	\$ 451

3-way Type T/P (thermostatic/pressure balance) coaxial complete valve PEX



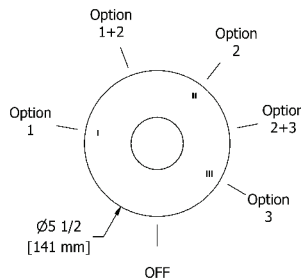
cUPC®



- 1/2" inlet PEX
- Three 1/2" outlets PEX
- Thermostatic/pressure balance coaxial cartridge with check valves
- 6 positions (OFF, 1, 1 and 2, 2, 2 and 3, 3)
- Service valves
- **Plastic plate**
- 24 L/min, 6.3 gpm (US) 60psi

Code	Finish	Price
GS95C-SPEX	Chrome	\$ 451

3-way Type T/P (thermostatic/pressure balance) coaxial complete valve EXPANSION PEX



cUPC®



- 1/2" inlet EXPANSION PEX
- Three 1/2" outlets EXPANSION PEX
- Thermostatic/pressure balance coaxial cartridge with check valves
- 6 positions (OFF, 1, 1 and 2, 2, 2 and 3, 3)
- Service valves
- **Plastic plate**
- 24 L/min, 6.3 gpm (US) 60psi

Code	Finish	Price
GS95C-EX	Chrome	\$ 451


Connection examples



-SPEX

-EX

4-way Type T/P (thermostatic/pressure balance) 3/4" coaxial valve rough and trim

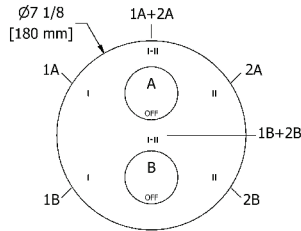


cUPC®

•ROUGH ONLY			
Code	Description	Price	
R46	3/4" inlet male NPT	\$ 322	

•TRIM ONLY			
Code	Finish	Price	
TGS46C	Chrome	\$ 616	

4-way Type T/P (thermostatic/pressure balance) 3/4" coaxial complete valve



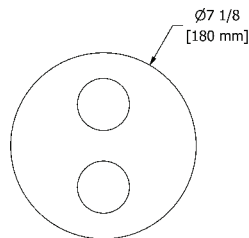
cUPC®



- 3/4" inlet male NPT
- Must be supplied with minimum 3/4" PEX , 3/4" EXPANSION PEX or 1/2" copper
- Four 1/2" outlets female NPT
- 2 thermo/pressure balance coaxial cartridges with check valves
- 4 integrated volume controls
- 2 different temperatures
- Service valves
- 38 L/min, 10 gpm (US) 60psi

Code	Finish	Price	
GS46C	Chrome	\$ 938	

3/4" high performance Type T/P (thermostatic/pressure balance) coaxial complete valve



cUPC®

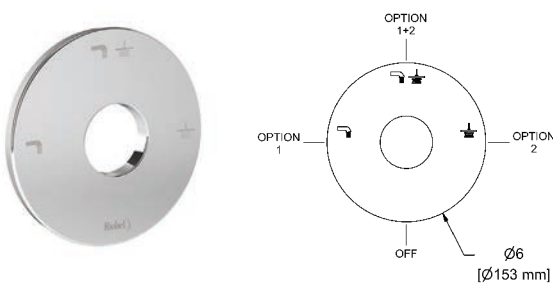


- 3/4" inlet male NPT, dedicated main water supply required
- 4 outlets: two 1/2"outlets male NPT and two 3/4" outlets male NPT or 1/2" female NPT
- 2 thermo/pressure balance coaxial cartridges with check valves
- 2 integrated volume controls
- 2 different temperatures
- Service valves
- 76 L/min, 20 gpm (US) 60psi

Code	Finish	Price	
GS83C	Chrome	\$ 1048	

Valve plate with pictogram options

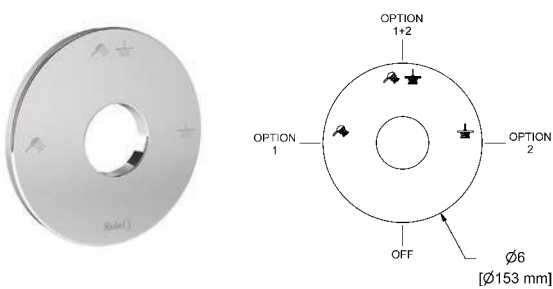
Tub spout and shower head pictograms (2-way coaxial valves)



• Pictograms engraving: Tub spout, shower head and shared function

Code	Finish	Price
PLTM023C	Chrome	\$ 42

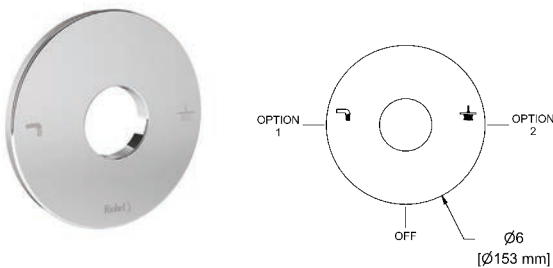
Hand shower and shower head pictograms (2-way coaxial valves)



• Pictograms engraving: Hand shower, shower head and shared function

Code	Finish	Price
PLTM123C	Chrome	\$ 42

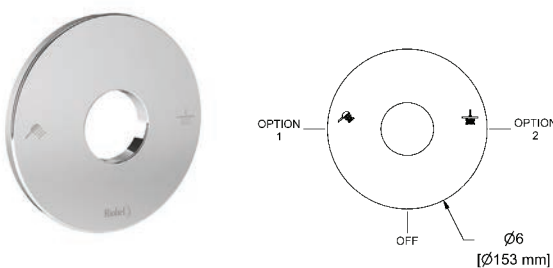
Tub spout and shower head pictograms (2-way coaxial valves)



• Pictograms engraving: Tub spout and shower head

Code	Finish	Price
PLTM044C	Chrome	\$ 42

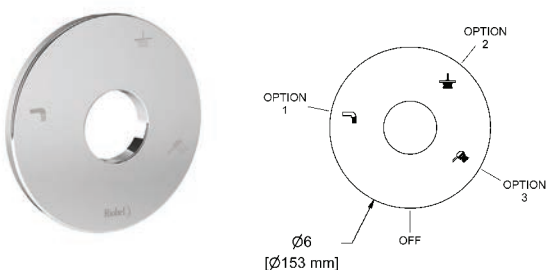
Hand shower and shower head pictograms (2-way coaxial valves)



• Pictograms engraving: Hand shower and shower head

Code	Finish	Price
PLTM144C	Chrome	\$ 42

Tub spout, shower head and hand shower pictograms (3-way coaxial valves)



• Pictograms engraving: Tub spout, shower head and hand shower

Code	Finish	Price
PLTM045C	Chrome	\$ 42

Suggested assemblies

Assembly #52GS



Description	Code	C
Type P valve trim	TGS51	\$ 190
Type P valve rough	R51 ¹	\$ 121
3-jet shower head with arm	308	\$ 46
Total		\$ 357

1. Add -SPEX for PEX connection and -EX for Expansion PEX connection

Assembly #72GS



Description	Code	C
Type P valve trim (Plastic plate)	TGS71	\$ 96
Type P valve rough	R51 ¹	\$ 121
3-jet shower head with arm	308	\$ 46
Total		\$ 263

1. Add -SPEX for PEX connection and -EX for Expansion PEX connection

Suggested assemblies

Assembly #53GS



Description	Code	C
Type P valve trim	TGS51	\$ 190
Type P valve rough	R51 ¹	\$ 121
3-jet shower head with arm	308	\$ 46
Wall-mount tub spout	871	\$ 46
Total		\$ 403

1. Add -SPEX for PEX connection and -EX for Expansion PEX connection

Assembly #73GS



Description	Code	C
Type P valve trim (Plastic plate)	TGS71	\$ 96
Type P valve rough	R51 ¹	\$ 121
3-jet shower head with arm	308	\$ 46
Wall-mount tub spout	871	\$ 46
Total		\$ 309

1. Add -SPEX for PEX connection and -EX for Expansion PEX connection

Suggested assemblies

Assembly #54GS



UPC®



Description	Code	C
Type P valve trim	TGS51	\$ 190
Type P valve rough	R51 ¹	\$ 121
Hand shower rail	5063	\$ 186
Elbow supply	775	\$ 33
Total		\$ 530

1. Add -SPEX for PEX connection and -EX for Expansion PEX connection

Assembly #74GS



UPC®



Description	Code	C
Type P valve trim (Plastic plate)	TGS71	\$ 96
Type P valve rough	R51 ¹	\$ 121
Hand shower rail	5063	\$ 186
Elbow supply	775	\$ 33
Total		\$ 436

1. Add -SPEX for PEX connection and -EX for Expansion PEX connection

Suggested assemblies

Assembly #4744GS



UPC®



Description	Code	C
2-way no share Type T/P coaxial valve trim	TGS44	\$ 328
2-way Type T/P coaxial valve rough	R23 ¹	\$ 151
2-jet shower head with arm	366	\$ 130
Wall-mount tub spout	870	\$ 40
Total		\$ 649

1. Add -SPEX for PEX connection and -EX for Expansion PEX connection

Assembly #323GS



UPC®



Description	Code	C
2-way Type T/P coaxial valve trim	TGS23	\$ 328
2-way Type T/P coaxial valve rough	R23 ¹	\$ 151
Hand shower rail	5063	\$ 186
20 cm (8") shower head	468	\$ 213
40 cm (16") shower arm	503	\$ 65
Elbow supply	775	\$ 33
Total		\$ 976

1. Add -SPEX for PEX connection and -EX for Expansion PEX connection

Suggested assemblies

Assembly #1345GS



cUPC®



Description	Code	C
3-way Type T/P coaxial valve trim	TGS45	\$ 318
3-way Type T/P coaxial valve rough	R45 ¹	\$ 211
Hand shower rail	5063	\$ 186
20 cm (8") shower head	468	\$ 213
40 cm (16") shower arm	503	\$ 65
Elbow supply	775	\$ 33
Wall-mount tub spout	870	\$ 40
Total		\$ 1066

1. Add -SPEX for PEX connection and -EX for Expansion PEX connection

Assembly #446GS



cUPC®



Description	Code	C
4-way Type T/P coaxial valve trim	TGS46	\$ 616
4-way Type T/P ¾" coaxial valve rough	R46	\$ 322
Hand shower rail	5063	\$ 186
20 cm (8") shower head	468	\$ 213
40 cm (16") shower arm	503	\$ 65
Body jet	390(x4)	\$ 392
Elbow supply	775	\$ 33
Total		\$ 1827

Suggested assemblies

Assembly #1546GS



Description	Code	C
4-way Type T/P coaxial valve trim	TGS46	\$ 616
4-way Type T/P 3/4" coaxial valve rough	R46	\$ 322
Hand shower rail	5063(x2)	\$ 372
20 cm (8") shower head	468 (x2)	\$ 426
40 cm (16") shower arm	503 (x2)	\$ 130
Elbow supply	775 (x2)	\$ 66
Total		\$ 1932

Assembly #783GS

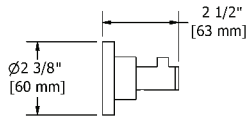


Description	Code	C
4-way Type T/P 3/4" coaxial complete valve	GS83	\$ 1048
Hand shower rail	5063(x2)	\$ 372
30 cm (12") shower head	472	\$ 392
40 cm (16") shower arm	503	\$ 65
Spin tile body jet	369 ⁴ (x4)	\$ 932
Elbow supply with shut-off valve	790 (x2)	\$ 242
Total		\$ 3051

4. These items must be ordered at the same time as the valve rough

Star accessories

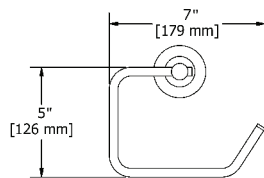
Robe hook



• 4 anchor points

Code	Finish	Price
ST0C	Chrome	\$ 57

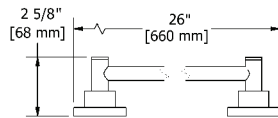
Paper holder



• 4 anchor points

Code	Finish	Price
ST3C	Chrome	\$ 93

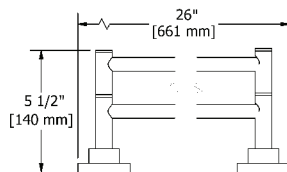
24" towel bar



• 4 anchor points

Code	Finish	Price
ST5C	Chrome	\$ 163

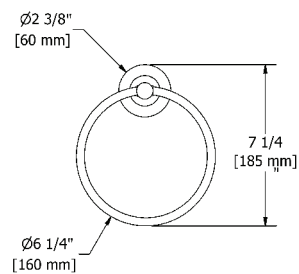
24" double towel bar



• 4 anchor points

Code	Finish	Price
ST6C	Chrome	\$ 244

Towel ring

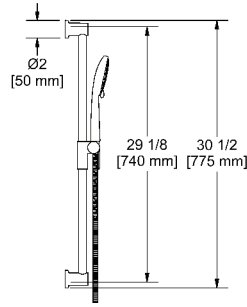


• 4 anchor points

Code	Finish	Price
ST7C	Chrome	\$ 79

Bath and shower components

Hand shower rail

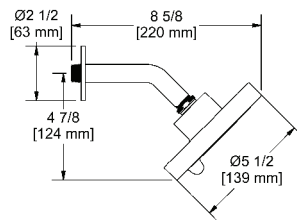


cUPC®

- 4363, 3-jet hand shower with pause
- 150 cm (59") double interlock flexible hose, **swivel** and 2 check valves
- Ø22 mm (7/8") slide bar
- Scale-free
- Easy-Glide left cursor
- **7.6 L/min, 2.0 gpm (US) 60psi**

Code	Finish	Price
5063C	Chrome	\$ 186

2-jet shower head with arm

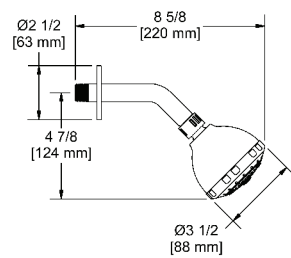


cUPC®

- Six positions
- 2 jets: luxurious, invigorating
- Shower arm with round flange
- Scale-free
- **Swivel**
- **7.6 L/min, 2.0 gpm (US) 60psi**

Code	Finish	Price
366C	Chrome	\$ 130

3-jet shower head with arm

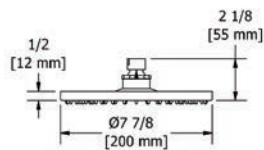


cUPC®

- 3 jets: tropical breeze, luxurious, massage
- Shower arm with round flange
- **Swivel**
- Scale-free
- **7.6 L/min, 2.0 gpm (US) 60psi**

Code	Finish	Price
308C	Chrome	\$ 46

8" shower head

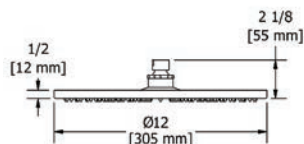


cUPC®

- 1/2" inlet female
- **Swivel**
- Scale-free
- **7.6 L/min, 2.0 gpm (US) 60psi**

Code	Finish	Price
468C	Chrome	\$ 213

12" shower head



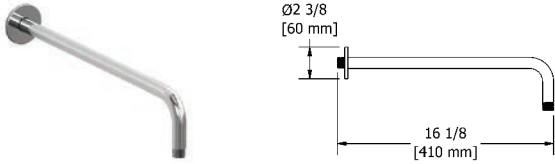
cUPC®

- 1/2" inlet female
- **Swivel**
- Scale-free
- **7.6 L/min, 2.0 gpm (US) 60psi**

Code	Finish	Price
472C	Chrome	\$ 392

Bath and shower components

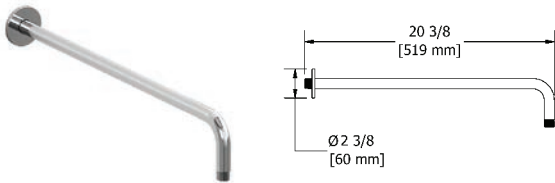
16" shower arm



- 1/2" inlet male NPT
- Round flange

Code	Finish	Price
503C	Chrome	\$ 65

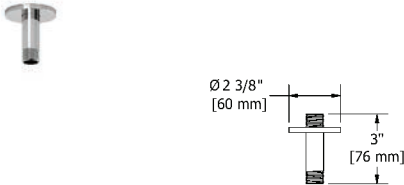
20" shower arm



- 1/2" inlet male NPT
- Round flange

Code	Finish	Price
513C	Chrome	\$ 82

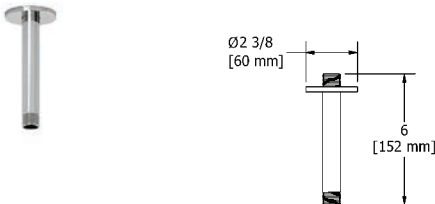
3" vertical shower arm



- 1/2" inlet male NPT
- Round flange

Code	Finish	Price
509C	Chrome	\$ 28

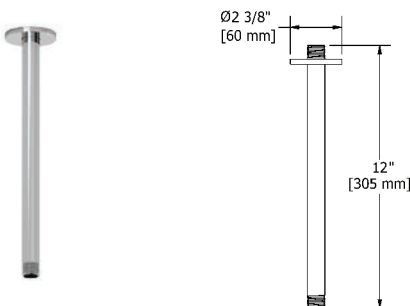
6" vertical shower arm



- 1/2" inlet male NPT
- Round flange

Code	Finish	Price
508C	Chrome	\$ 32

12" vertical shower arm

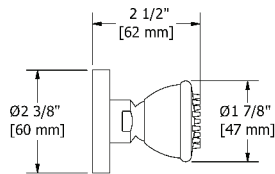


- 1/2" inlet male NPT
- Round flange

Code	Finish	Price
507C	Chrome	\$ 54

Bath and shower components

Directional body jet

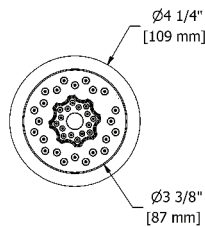


cUPC®

- 1/2" inlet female NPT
- Directional
- Scale-free
- **2 to 6 L/min, 0.5 to 1.6 gpm (US) 60psi**

Code	Finish	Price
390C	Chrome	\$ 98

2-jet directional tile body jet

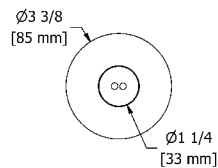


cUPC®

- 1/2" inlet male NPT
- 2-jet
- Directional
- Scale-free
- **6.2 L/min, 1.6 gpm (US) 60psi**

Code	Finish	Price
324C	Chrome	\$ 108

Spin tile body jet



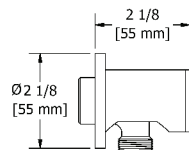
cUPC®

- 1/2" inlet male NPT
- Rotating jet
- **Special rough included**
- **3.7 L/min, 1 gpm (US) 60psi**

* Must be ordered at the same time as the valve rough

Code	Finish	Price
369C	Chrome	\$ 233

Elbow supply

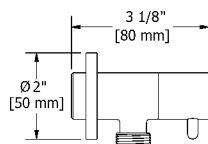


cUPC®

- 1/2" inlet female NPT
- 1/2" outlet male
- Adjustable depth

Code	Finish	Price
775C	Chrome	\$ 33

Elbow supply with shut-off valve



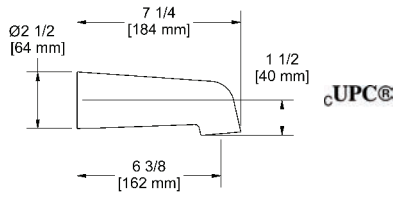
cUPC®

- 1/2" inlet female NPT
- 1/2" outlet male
- Ceramic cartridge
- Adjustable depth

Code	Finish	Price
790C	Chrome	\$ 121

Bath and shower components

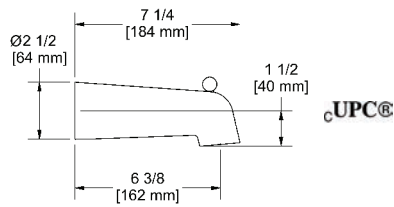
Wall-mount tub spout



- 1/2" copper slip fit inlet
- Flow diffuser

Code	Finish	Price
870C	Chrome	\$ 40

Wall-mount tub spout



- 1/2" copper slip fit inlet
- Diverter
- Flow diffuser

Code	Finish	Price
871C	Chrome	\$ 46



GENIUS™

SHOWER

GENIUS™

SHOWER

WHAT A GREAT IDEA!

Thanks to its versatile design, the Genius™ Shower is a perfect fit regardless of the bathroom decor. This high-tech shower system is sure to fulfill any needs and meet any expectations.

ACTIVATION AT YOUR FINGERS TIPS


User-friendly and simple! Two words: a perfect description of the Genius™ Shower. Its digital keypad is so easy to master that everyone in the family will be able to use it, regardless of their age. You can activate just one or two components simultaneously. Push the buttons and relax. Thanks to its highly sophisticated temperature sensor, the Genius™ Shower allows for easy selection of a precise water temperature, thus avoiding cold-water chills or scalding.



INSTALLATION IS AS EASY AS 1-2-3!

The installation of this electronic pressure balanced thermostatic shower is just as easy as installing a regular shower. The valve with access panel is designed to be inserted between two 2" x 3" studs in a discreet location such as a closet, under the vanity or even directly behind the shower.

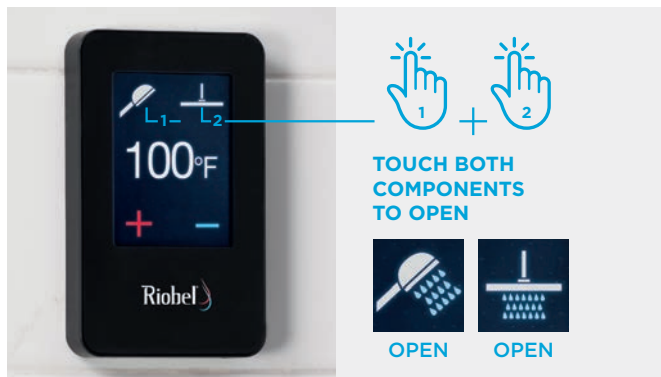
The Genius™ Shower outputs up to 5 gpm of water at 60 psi, even when there's a power interruption: it is one of the few electronic shower systems currently available that has an auto-recharge battery with a 1½-hour autonomy so you can shower even when there is no power!



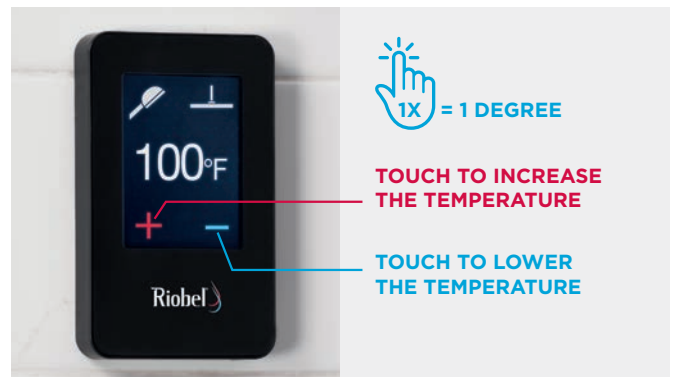
ACTIVATE A COMPONENT



ACTIVATE TWO COMPONENTS



CHANGE TEMPERATURE



OPTION NOT AVAILABLE
FOR GENIUS™ SHOWER (9584)

HIGH EFFICIENCY

TO SEE THE VIDEO
USE OF THE GENIUS™ SHOWER

http://links.riobel.ca/genius_shower

2-way complete electronic valve



- ½" inlet male NPT
- Two ½" outlets male NPT
- Thermostatic pressure balance valve
- 110 volts supply and 12 volts functionality
- Auto-recharge battery
- 19 L/min, 5.0 gpm (US) 60 psi

Code	Finish	Price
9580	—	\$ 1418

Genius™ Shower



Suggested assemblies

Assembly #901GE



UPC®

Description	Code	C
2-way complete electronic valve	9580	\$ 1418
Hand shower rail	4843	\$ 338
30 cm (12") shower head	492	\$ 467
40 cm (16") square shower arm	543	\$ 150
Elbow supply	774	\$ 46
Total		\$ 2419

Assembly #902GE



UPC®

Description	Code	C
2-way complete electronic valve	9580	\$ 1418
Hand shower rail	4843	\$ 338
42 cm (16½") built-in shower head	485	\$ 1051
Elbow supply	774	\$ 46
Total		\$ 2853

Other components available in *Bath and Shower Components* section.

Genius™ Shower



Suggested assemblies

Assembly #903GE



UPC®

Description	Code	C
2-way complete electronic valve	9580	\$ 1418
Hand shower rail	4665	\$ 196
20 cm (8") shower head	488	\$ 229
40 cm (16") shower arm	560	\$ 88
Elbow supply	774	\$ 46
Total		\$ 1977

Assembly #904GE



UPC®

Description	Code	C
2-way complete electronic valve	9580	\$ 1418
Hand shower rail	4812	\$ 338
30 cm (12") shower head	472	\$ 392
40 cm (16") shower arm	503	\$ 65
Elbow supply	775	\$ 33
Total		\$ 2246


Other components available in *Bath and Shower Components* section.

Genius™ Shower



Suggested assemblies


Assembly #905GE



UPC®

Description	Code	C
2-way complete electronic valve	9580	\$ 1418
Hand shower rail	5063	\$ 186
20 cm (8") shower head	468	\$ 213
40 cm (16") shower arm	503	\$ 65
Elbow supply	775	\$ 33
Total		\$ 1915

Assembly #906GE



UPC®

Description	Code	C
2-way complete electronic valve	9580	\$ 1418
Hand shower rail	4843	\$ 338
Tile body jet	340 ⁴ (x2)	\$ 466
Elbow supply	774	\$ 46
Total		\$ 2268

4. These items must be ordered at the same time as the valve rough


Other components available in *Bath and Shower Components* section.

Genius™ Shower




Suggested assemblies

Assembly #907GE



Description	Code	C
2-way complete electronic valve	9580	\$ 1418
Hand shower rail	4843(x2)	\$ 676
Elbow supply	774 (x2)	\$ 92
Total		\$ 2186

Assembly #908GE



Description	Code	C
2-way complete electronic valve	9580	\$ 1418
Hand shower rail	4812(x2)	\$ 676
Elbow supply	775 (x2)	\$ 66
Total		\$ 2160

Other components available in *Bath and Shower Components* section.



PREMIUM
COMPONENTS

SHOWERS

PREMIUM COMPONENTS

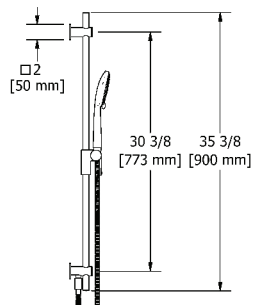


Premium components



Hand shower rails

Hand shower rail with built-in elbow supply

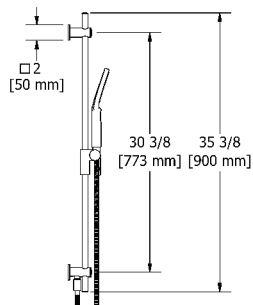


cUPC®

- 4363, 3-jet hand shower with pause
- 150 cm (59") double interlock flexible hose, **swivel** and 2 check valves
- Ø19 mm (¾") slide bar
- Scale-free
- **Built-in elbow supply**
- Easy-Glide left cursor
- 7.6 L/min, 2.0 gpm (US) 60psi

Code	Finish	Price
4623C	Chrome	\$ 362

Hand shower rail with built-in elbow supply

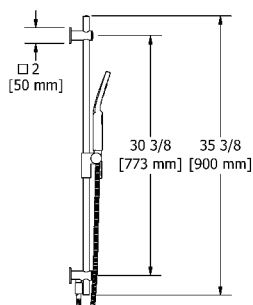


cUPC®

- 4364, 2-jet hand shower
- 150 cm (59") double interlock flexible hose, **swivel** and 2 check valves
- Ø19 mm (¾") slide bar
- Scale-free
- **Built-in elbow supply**
- Easy-Glide left cursor
- 7.6 L/min, 2.0 gpm (US) 60psi

Code	Finish	Price
4624C	Chrome	\$ 372

Hand shower rail with built-in elbow supply

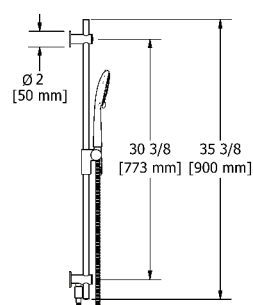


cUPC®

- Ø19 mm (¾") slide bar
- 4365, 2-jet hand shower
- 150 cm (59") double interlock flexible hose, **swivel** and 2 check valves
- Scale-free
- **Built-in elbow supply**
- 7.6 L/min, 2.0 gpm (US) 60psi
- Easy-Glide left cursor

Code	Finish	Price
4625C	Chrome	\$ 372
4625BN	Brushed nickel (PVD)	\$ 546
4625PN	Polished nickel (PVD)	\$ 546

Hand shower rail with built-in elbow supply

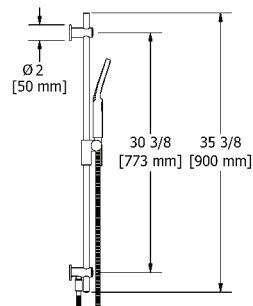


cUPC®

- 4363, 3-jet hand shower with pause
- 150 cm (59") double interlock flexible hose, **swivel** and 2 check valves
- Ø19 mm (¾") slide bar
- Scale-free
- **Built-in elbow supply**
- Easy-Glide left cursor
- 7.6 L/min, 2.0 gpm (US) 60psi

Code	Finish	Price
4613C	Chrome	\$ 314

Hand shower rail with built-in elbow supply



cUPC®

- 4364, 2-jet hand shower
- 150 cm (59") double interlock flexible hose, **swivel** and 2 check valves
- Ø19 mm (¾") slide bar
- Scale-free
- **Built-in elbow supply**
- Easy-Glide left cursor
- 7.6 L/min, 2.0 gpm (US) 60psi

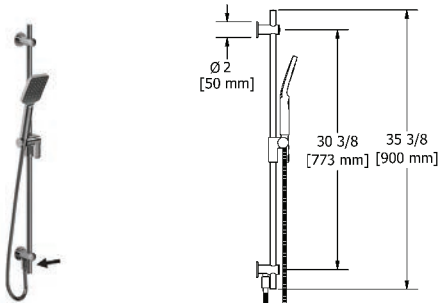
Code	Finish	Price
4614C	Chrome	\$ 327

Premium components



Hand shower rails

Hand shower rail with built-in elbow supply

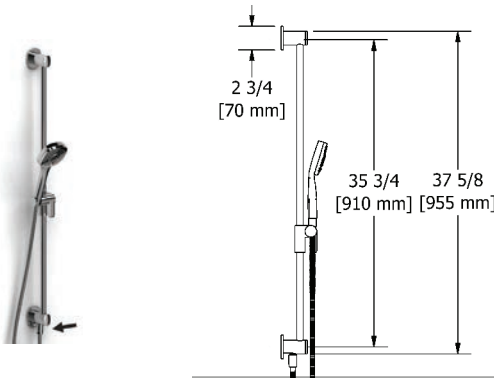


cUPC®

- 4365, 2-jet hand shower
- 150 cm (59") double interlock flexible hose, **swivel** and 2 check valves
- Ø19 mm (¾") slide bar
- Scale-free
- **Built-in elbow supply**
- Easy-Glide left cursor
- **7.6 L/min, 2.0 gpm (US) 60psi**

Code	Finish	Price
4615C	Chrome	\$ 327

Venty hand shower rail with built-in elbow supply

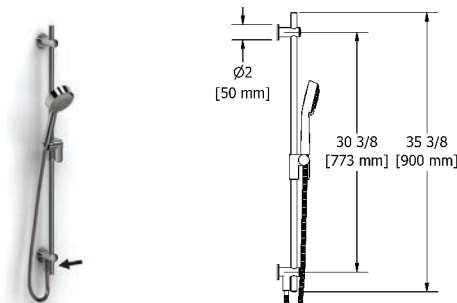


cUPC®

- 4308, 2-jet hand shower
- 150 cm (59") double interlock flexible hose, **swivel** and 2 check valves
- Ø19 mm (¾") slide bar
- Scale-free
- **Built-in elbow supply**
- Easy-Glide left cursor
- **7.6 L/min, 2.0 gpm (US) 60psi**

Code	Finish	Price
8060C	Chrome	\$ 519

Hand shower rail with built-in elbow supply

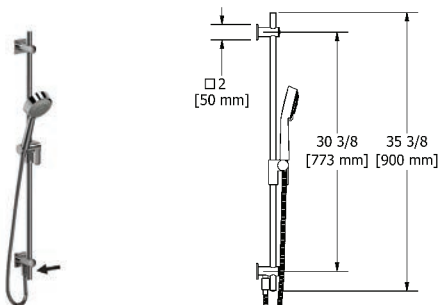


cUPC®

- 10, 4-jet hand shower with pause
- 150 cm (59") double interlock flexible hose, **swivel** and 2 check valves
- Ø19 mm (¾") slide bar
- Scale-free
- **Built-in elbow supply**
- Easy-Glide left cursor
- **7.6 L/min, 2.0 gpm (US) 60psi**

Code	Finish	Price
1060C	Chrome	\$ 314
1060BN	Brushed nickel (PVD)	\$ 467
1060PN	Polished nickel (PVD)	\$ 467

Hand shower rail with built-in elbow supply



cUPC®

- 10, 4-jet hand shower with pause
- 150 cm (59") double interlock flexible hose, **swivel** and 2 check valves
- Ø19 mm (¾") slide bar
- Scale-free
- **Built-in elbow supply**
- Easy-Glide left cursor
- **7.6 L/min, 2.0 gpm (US) 60psi**

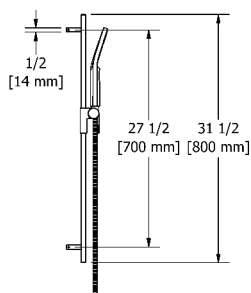
Code	Finish	Price
2060C	Chrome	\$ 362
2060BN	Brushed nickel (PVD)	\$ 545
2060PN	Polished nickel (PVD)	\$ 545

Premium components



Hand shower rails

Hand shower rail

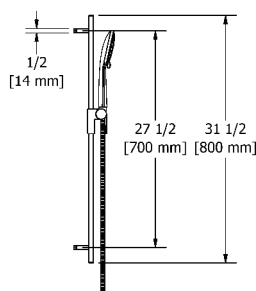


cUPC®

- 4364, 2-jet hand shower
- 150 cm (59") double interlock flexible hose, **swivel** and 2 check valves
- Scale-free
- Rectangular slide bar
- Easy-Glide left cursor
- **7.6 L/min, 2.0 gpm (US) 60psi**

Code	Finish	Price
4844C	Chrome	\$ 349

Hand shower rail

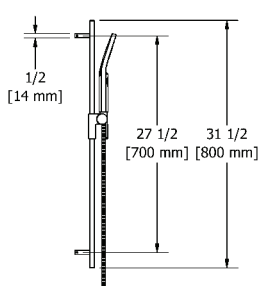


cUPC®

- 4363, 3-jet hand shower with pause
- 150 cm (59") double interlock flexible hose, **swivel** and 2 check valves
- Scale-free
- Rectangular slide bar
- Easy-Glide left cursor
- **7.6 L/min, 2.0 gpm (US) 60psi**

Code	Finish	Price
4843C	Chrome	\$ 338

Hand shower rail

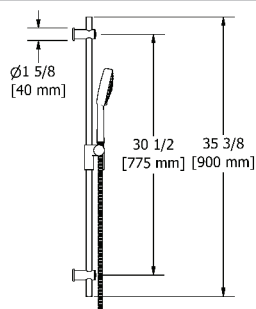


cUPC®

- 4365, 2-jet hand shower
- 150 cm (59") double interlock flexible hose, **swivel** and 2 check valves
- Scale-free
- Rectangular slide bar
- Easy-Glide left cursor
- **7.6 L/min, 2.0 gpm (US) 60psi**

Code	Finish	Price
4845C	Chrome	\$ 349

Hand shower rail

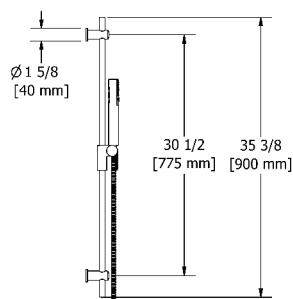


cUPC®

- 4318, 3-jet hand shower
- 150 cm (59") double interlock flexible hose, **swivel** and 2 check valves
- Ø19 mm (¾") slide bar
- Scale-free
- Easy-Glide left cursor
- **7.6 L/min, 2.0 gpm (US) 60psi**

Code	Finish	Price
4812C	Chrome	\$ 338

Hand shower rail



cUPC®

- 4316, 2-jet hand shower
- 150 cm (59") double interlock flexible hose, **swivel** and 2 check valves
- Ø19 mm (¾") slide bar
- Scale-free
- Easy-Glide left cursor
- **7.6 L/min, 2.0 gpm (US) 60psi**

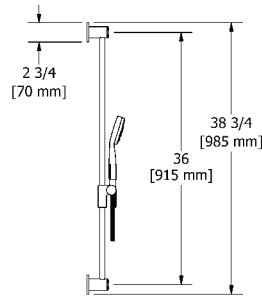
Code	Finish	Price
4810C	Chrome	\$ 305

Premium components



Hand shower rails

Hand shower rail

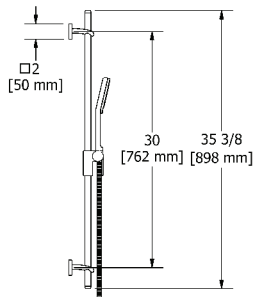


cUPC®

- 4308, 2-jet hand shower
- 150 cm (59") double interlock flexible hose, **swivel** and 2 check valves
- Ø19 mm (¾") slide bar
- Scale-free
- Easy-Glide left cursor
- **7.6 L/min, 2.0 gpm (US) 60psi**

Code	Finish	Price
8080C	Chrome	\$ 479

Hand shower rail

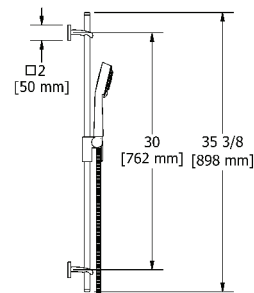


cUPC®

- 4370, 2-jet hand shower
- 150 cm (59") double interlock flexible hose, **swivel** and 2 check valves
- Ø19 mm (¾") slide bar
- Scale-free
- Easy-Glide left cursor
- **7.6 L/min, 2.0 gpm (US) 60psi**

Code	Finish	Price
7007C	Chrome	\$ 419
7007PN	Polished nickel (PVD)	\$ 699

Hand shower rail

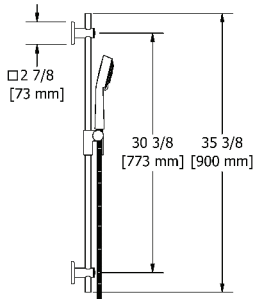


cUPC®

- 10, 4-jet hand shower with pause
- 150 cm (59") double interlock flexible hose, **swivel** and 2 check valves
- Ø19 mm (¾") slide bar
- Scale-free
- Easy-Glide left cursor
- **7.6 L/min, 2.0 gpm (US) 60psi**

Code	Finish	Price
7070C	Chrome	\$ 348
7070PN	Polished nickel (PVD)	\$ 611

Hand shower rail

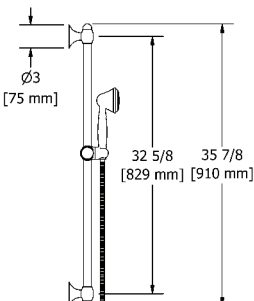


cUPC®

- 10, 4-jet hand shower with pause
- 150 cm (59") double interlock flexible hose, **swivel** and 2 check valves
- Ø19 mm (¾") slide bar
- Scale-free
- Easy-Glide left cursor
- **7.6 L/min, 2.0 gpm (US) 60psi**

Code	Finish	Price
4040C	Chrome	\$ 303
4040BN	Brushed nickel (PVD)	\$ 461
4040PN	Polished nickel (PVD)	\$ 461

Hand shower rail



cUPC®

- 4310, 3-jet hand shower
- 150 cm (59") double interlock flexible hose, **swivel** and 2 check valves
- Ø25 mm (1") slide bar
- Scale-free
- **7.6 L/min, 2.0 gpm (US) 60psi**

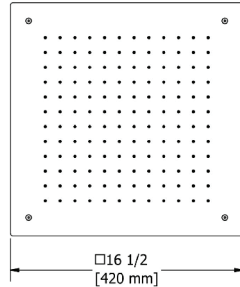
Code	Finish	Price
4830C	Chrome	\$ 338

Premium components



Shower heads

16 1/2" built-in shower head

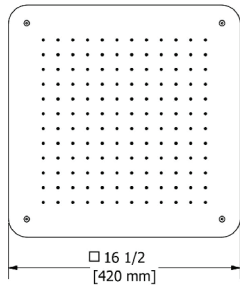


cUPC®

- 1/2" inlet female
- Stainless steel
- Scale-free
- 7.6 L/min, 2.0 gpm (US) 60psi

Code	Finish	Price
485C	Chrome	\$ 1051

16 1/2" built-in shower head

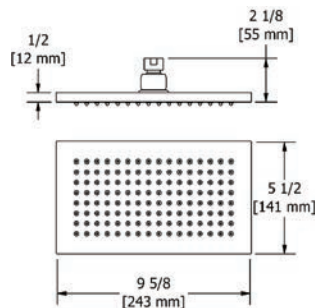


cUPC®

- 1/2" inlet female
- Stainless steel
- Scale-free
- 7.6 L/min, 2.0 gpm (US) 60psi

Code	Finish	Price
475C	Chrome	\$ 1167
475PN	Polished nickel (PVD)	\$ 1635

6" x 10" rectangular shower head



cUPC®

- 1/2" inlet female
- Swivel
- Scale-free
- 7.6 L/min, 2.0 gpm (US) 60psi

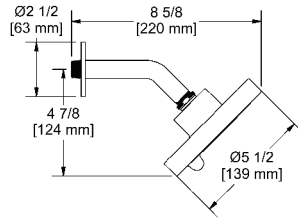
Code	Finish	Price
489C	Chrome	\$ 217

Premium components



Shower heads

2-jet shower head with arm

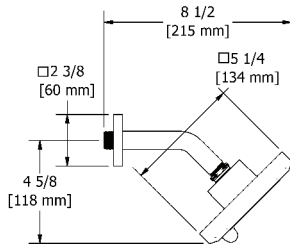


cUPC®

- Six positions
- 2 jets: luxurious, invigorating
- Shower arm with round flange
- Scale-free
- Swivel
- 7.6 L/min, 2.0 gpm (US) 60psi

Code	Finish	Price
366C	Chrome	\$ 130
366BN	Brushed nickel (PVD)	\$ 163
366PN	Polished nickel (PVD)	\$ 163

2-jet shower head with arm



cUPC®

- Six positions
- 2 jets: luxurious, invigorating
- Shower arm with square flange
- Scale-free
- Swivel
- 7.6 L/min, 2.0 gpm (US) 60psi

Code	Finish	Price
343C	Chrome	\$ 141
343BN	Brushed nickel (PVD)	\$ 184
343PN	Polished nickel (PVD)	\$ 184






BATH & SHOWER

COMPONENTS

BATH & SHOWER

COMPONENTS

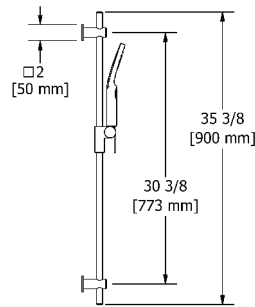


Bath & shower components



Hand shower rails

Hand shower rail

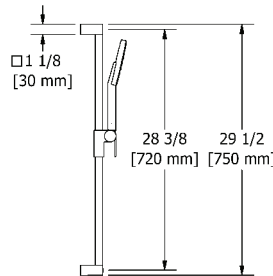


cUPC®

- 4365, 2-jet hand shower
- 150 cm (59") double interlock flexible hose, **swivel** and 2 check valves
- Ø19 mm (¾") slide bar
- Scale-free
- Easy-Glide left cursor
- **7.6 L/min, 2.0 gpm (US) 60psi**

Code	Finish	Price
4835C	Chrome	\$ 289

Hand shower rail



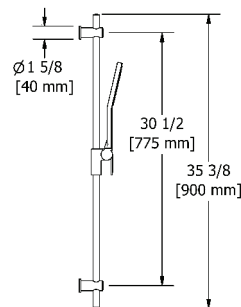
cUPC®



- 4319, 1-jet hand shower
- 150 cm (59") double interlock flexible hose, **swivel** and 2 check valves
- Scale-free
- Square slide bar
- Easy-Glide left cursor
- **7.6 L/min, 2.0 gpm (US) 60psi**

Code	Finish	Price
4847C	Chrome	\$ 194

Hand shower rail



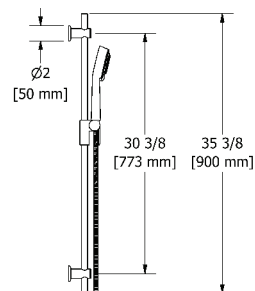
cUPC®



- 4319, 1-jet hand shower
- 150 cm (59") double interlock flexible hose, **swivel** and 2 check valves
- Ø19 mm (¾") slide bar
- Easy-Glide left cursor
- **7 L/min, 1.85 gpm (US) 60psi**

Code	Finish	Price
4867C	Chrome	\$ 218

Momenti hand shower rail

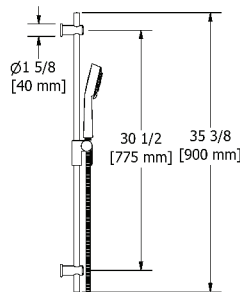


cUPC®

- 10, 4-jet hand shower with pause
- 150 cm (59") double interlock flexible hose, **swivel** and 2 check valves
- Ø19 mm (¾") slide bar
- Scale-free
- Easy-Glide left cursor
- **7.6 L/min, 2.0 gpm (US) 60psi**

Code	Finish	Price
4861C	Chrome	\$ 311
4861BN	Brushed nickel (PVD)	\$ 475
4861PN	Polished nickel (PVD)	\$ 475

Hand shower rail



cUPC®

- 10, 4-jet hand shower with pause
- 150 cm (59") double interlock flexible hose, **swivel** and 2 check valves
- Ø19 mm (¾") slide bar
- Scale-free
- Easy-Glide left cursor
- **7.6 L/min, 2.0 gpm (US) 60psi**

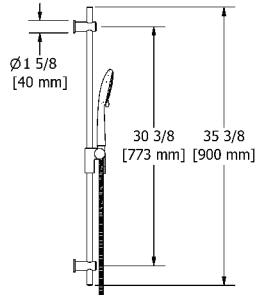
Code	Finish	Price
1010C	Chrome	\$ 233
1010BN	Brushed nickel (PVD)	\$ 364
1010PN	Polished nickel (PVD)	\$ 364

Bath & shower components



Hand shower rails

Hand shower rail

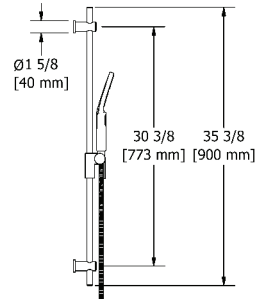


cUPC®

- 4363, 3-jet hand shower with pause
- 150 cm (59") double interlock flexible hose, **swivel** and 2 check valves
- Ø19 mm (¾") slide bar
- Scale-free
- Easy-Glide left cursor
- **7.6 L/min, 2.0 gpm (US) 60psi**

Code	Finish	Price
4813C	Chrome	\$ 233

Hand shower rail

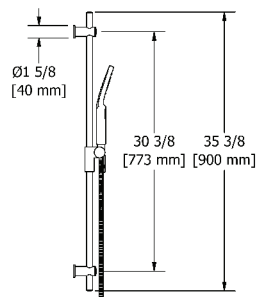


cUPC®

- 4364, 2-jet hand shower
- 150 cm (59") double interlock flexible hose, **swivel** and 2 check valves
- Ø19 mm (¾") slide bar
- Scale-free
- Easy-Glide left cursor
- **7.6 L/min, 2.0 gpm (US) 60psi**

Code	Finish	Price
4814C	Chrome	\$ 244

Hand shower rail

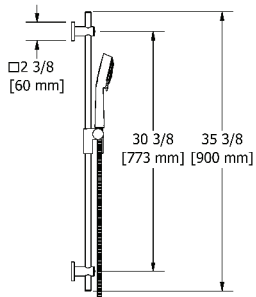


cUPC®

- 4365, 2-jet hand shower
- 150 cm (59") double interlock flexible hose, **swivel** and 2 check valves
- Ø19 mm (¾") slide bar
- Scale-free
- Easy-Glide left cursor
- **7.6 L/min, 2.0 gpm (US) 60psi**

Code	Finish	Price
4815C	Chrome	\$ 244

Hand shower rail

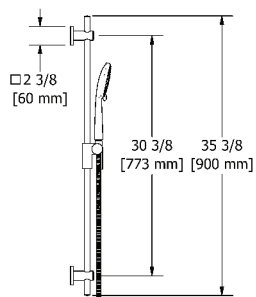


cUPC®

- 10, 4-jet hand shower with pause
- 150 cm (59") double interlock flexible hose, **swivel** and 2 check valves
- Ø19 mm (¾") slide bar
- Scale-free
- Easy-Glide left cursor
- **7.6 L/min, 2.0 gpm (US) 60psi**

Code	Finish	Price
2020C	Chrome	\$ 278
2020BN	Brushed nickel (PVD)	\$ 423
2020PN	Polished nickel (PVD)	\$ 423

Hand shower rail



cUPC®

- 4363, 3-jet hand shower with pause
- 150 cm (59") double interlock flexible hose, **swivel** and 2 check valves
- Ø19 mm (¾") slide bar
- Scale-free
- Easy-Glide left cursor
- **7.6 L/min, 2.0 gpm (US) 60psi**

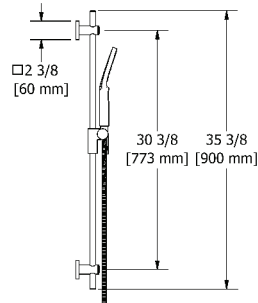
Code	Finish	Price
4823C	Chrome	\$ 278

Bath & shower components



Hand shower rails

Hand shower rail

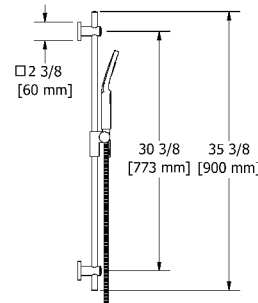


cUPC®

- 4364, 2-jet hand shower
- 150 cm (59") double interlock flexible hose, **swivel** and 2 check valves
- Ø19 mm (¾") slide bar
- Scale-free
- Easy-Glide left cursor
- **7.6 L/min, 2.0 gpm (US) 60psi**

Code	Finish	Price
4824C	Chrome	\$ 289

Hand shower rail

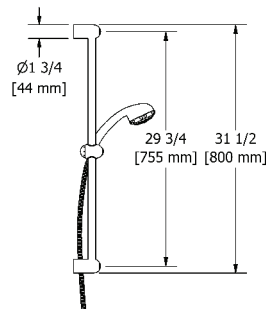


cUPC®

- 4365, 2-jet hand shower
- 150 cm (59") double interlock flexible hose, **swivel** and 2 check valves
- Ø19 mm (¾") slide bar
- Scale-free
- Easy-Glide left cursor
- **7.6 L/min, 2.0 gpm (US) 60psi**

Code	Finish	Price
4825C	Chrome	\$ 289
4825BN	Brushed nickel (PVD)	\$ 481
4825PN	Polished nickel (PVD)	\$ 481

Hand shower rail

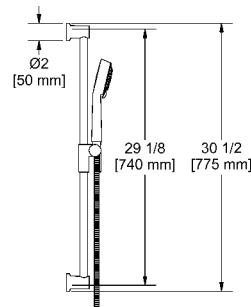


cUPC®

- 06, 3-jet hand shower
- 150 cm (59") double interlock flexible hose, **swivel** and 2 check valves
- Ø25 mm (1") slide bar
- Scale-free
- **7.6 L/min, 2.0 gpm (US) 60psi**

Code	Finish	Price
6006C	Chrome	\$ 181
6006BN	Brushed nickel (PVD)	\$ 299
6006PN	Polished nickel (PVD)	\$ 299

Hand shower rail

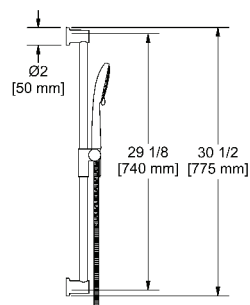


cUPC®

- 05, 3-jet hand shower
- 150 cm (59") double interlock flexible hose, **swivel** and 2 check valves
- Ø22 mm (7/8") slide bar
- Scale-free
- Easy-Glide left cursor
- **7.6 L/min, 2.0 gpm (US) 60psi**

Code	Finish	Price
5055C	Chrome	\$ 181
5055BN	Brushed nickel (PVD)	\$ 279
5055PN	Polished nickel (PVD)	\$ 279

Hand shower rail



cUPC®

- 4363, 3-jet hand shower with pause
- 150 cm (59") double interlock flexible hose, **swivel** and 2 check valves
- Ø22 mm (7/8") slide bar
- Scale-free
- Easy-Glide left cursor
- **7.6 L/min, 2.0 gpm (US) 60psi**

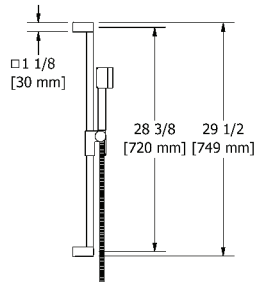
Code	Finish	Price
5063C	Chrome	\$ 186

Bath & shower components



Hand shower rails

Hand shower rail

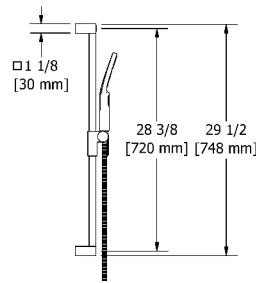


cUPC®

- 44, 3-jet hand shower
- 150 cm (59") double interlock flexible hose, **swivel** and 2 check valves
- Square slide bar
- Easy-Glide left cursor
- **7.6 L/min, 2.0 gpm (US) 60psi**

Code	Finish	Price
4644C	Chrome	\$ 184

Hand shower rail

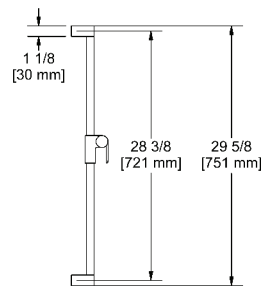


cUPC®

- 4365, 2-jet hand shower
- 150 cm (59") double interlock flexible hose, **swivel** and 2 check valves
- Scale-free
- Square slide bar
- Easy-Glide left cursor
- **7.6 L/min, 2.0 gpm (US) 60psi**

Code	Finish	Price
4665C	Chrome	\$ 196
4665BN	Brushed nickel (PVD)	\$ 250

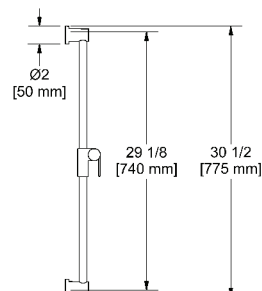
Square shower rail without hand shower and hose



- Square slide bar
- Easy-Glide left cursor

Code	Finish	Price
4854C	Chrome	\$ 113
4854BN	Brushed nickel (PVD)	\$ 132

Shower rail without hand shower and hose



- Ø22 mm (7/8") slide bar
- Easy-Glide left cursor

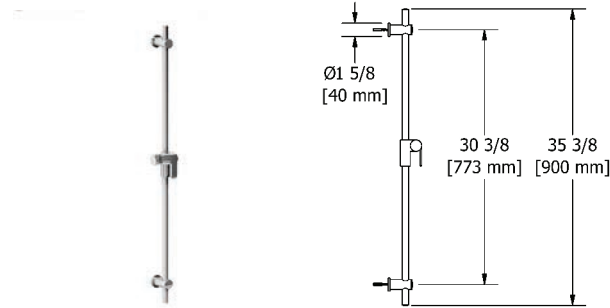
Code	Finish	Price
4855C	Chrome	\$ 121
4855BN	Brushed nickel (PVD)	\$ 146
4855PN	Polished nickel (PVD)	\$ 146

Bath & shower components



Hand shower rails

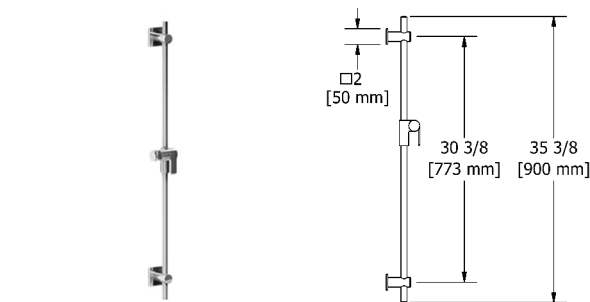
Shower rail without hand shower and hose



- Ø19 mm (¾") slide bar
- Easy-Glide left cursor

Code	Finish	Price
4842C	Chrome	\$ 139
4842BN	Brushed nickel (PVD)	\$ 194
4842PN	Polished nickel (PVD)	\$ 194

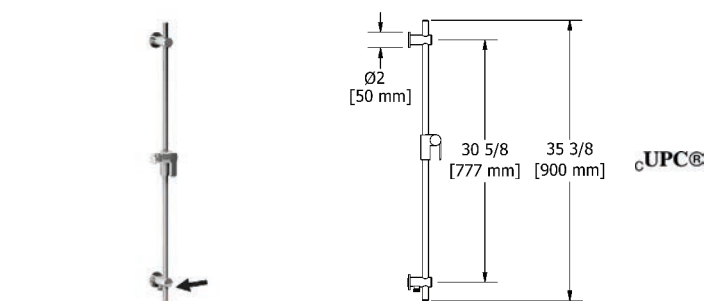
Shower rail without hand shower and hose



- Ø19 mm (¾") slide bar
- Easy-Glide left cursor

Code	Finish	Price
4862C	Chrome	\$ 149
4862BN	Brushed nickel (PVD)	\$ 209
4862PN	Polished nickel (PVD)	\$ 209

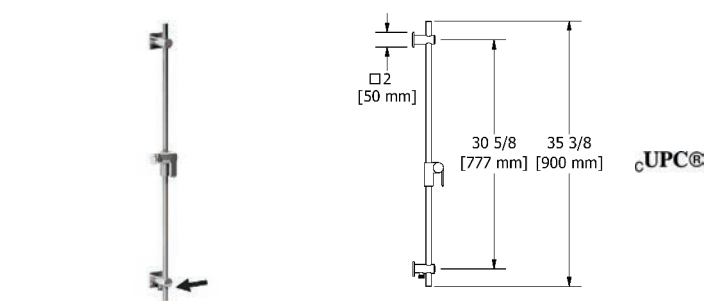
Shower rail with built-in elbow supply without hand shower and hose



- Ø19 mm (¾") slide bar
- Built-in elbow supply
- Easy-Glide left cursor

Code	Finish	Price
4866C	Chrome	\$ 219
4866BN	Brushed nickel (PVD)	\$ 309
4866PN	Polished nickel (PVD)	\$ 309

Shower rail with built-in elbow supply without hand shower and hose



- Ø19 mm (¾") slide bar
- Built-in elbow supply
- Easy-Glide left cursor

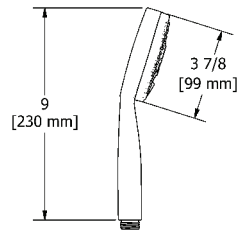
Code	Finish	Price
4846C	Chrome	\$ 229
4846BN	Brushed nickel (PVD)	\$ 319
4846PN	Polished nickel (PVD)	\$ 319

Bath & shower components



Hand showers

2-jet hand shower

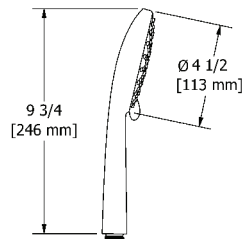


cUPC®

- 2-jet hand shower: luxurious or massage
- Two positions
- Scale-free
- 7.6 L/min, 2.0 gpm (US) 60psi

Code	Finish	Price
4308C	Chrome	\$ 146

3-jet hand shower with pause

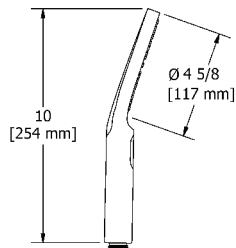


cUPC®

- 3-jet hand shower: tropical breeze, luxurious, massage, mix and pause
- Three positions and pause
- Scale-free
- 7.6 L/min, 2.0 gpm (US) 60psi

Code	Finish	Price
4363C	Chrome	\$ 94

2-jet hand shower

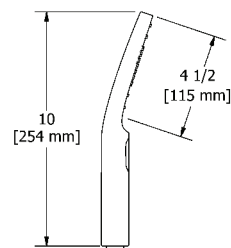


cUPC®

- 2-jet hand shower: tropical breeze, luxurious
- Three positions
- Scale-free
- 7.6 L/min, 2.0 gpm (US) 60psi

Code	Finish	Price
4364C	Chrome	\$ 103

2-jet hand shower



cUPC®

- 2-jet hand shower: tropical breeze, luxurious
- Three positions
- Scale-free
- 7.6 L/min, 2.0 gpm (US) 60psi

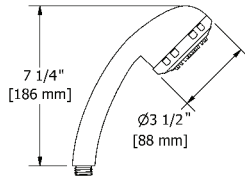
Code	Finish	Price
4365C	Chrome	\$ 103
4365BN	Brushed nickel (PVD)	\$ 130
4365PN	Polished nickel (PVD)	\$ 130

Bath & shower components



Hand showers

3-jet hand shower

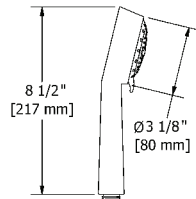


cUPC®

- 3-jet hand shower: tropical breeze, luxurious, massage
- Three positions
- Scale-free
- 7.6 L/min, 2.0 gpm (US) 60psi

Code	Finish	Price
06C	Chrome	\$ 79
06BN	Brushed nickel (PVD)	\$ 115
06PN	Polished nickel (PVD)	\$ 115

3-jet hand shower

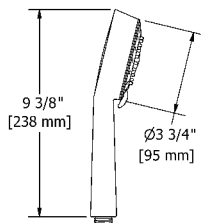


cUPC®

- 3-jet hand shower: tropical breeze, luxurious, massage
- Three positions
- Scale-free
- 7.6 L/min, 2.0 gpm (US) 60psi

Code	Finish	Price
05C	Chrome	\$ 79
05BN	Brushed nickel (PVD)	\$ 115
05PN	Polished nickel (PVD)	\$ 115

4-jet hand shower with pause

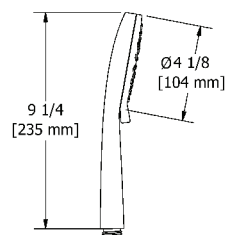


cUPC®

- 4-jet hand shower: tropical breeze, luxurious, invigorating, massage and pause
- Four positions and pause
- Scale-free
- 7.6 L/min, 2.0 gpm (US) 60psi

Code	Finish	Price
10C	Chrome	\$ 103
10BN	Brushed nickel (PVD)	\$ 151
10PN	Polished nickel (PVD)	\$ 151

2-jet hand shower



cUPC®

- 3-jet hand shower: luxurious, massage, mix
- Three positions
- Scale-free
- 7.6 L/min, 2.0 gpm (US) 60psi

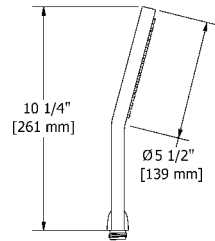
Code	Finish	Price
4370C	Chrome	\$ 194
4370PN	Polished nickel (PVD)	\$ 293

Bath & shower components



Hand showers

1-jet hand shower

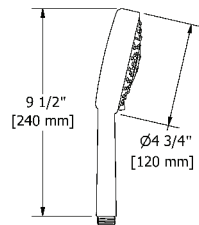


cUPC®

- Shower head 1 jet: luxurious
- One position
- 7.6 L/min, 2.0 gpm (US) 60psi

Code	Finish	Price
4319C	Chrome	\$ 115

3-jet hand shower

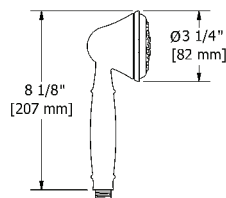


cUPC®

- 3-jet hand shower: luxurious, massage, invigorating
- Three positions
- Scale-free
- 7.6 L/min, 2.0 gpm (US) 60psi

Code	Finish	Price
4318C	Chrome	\$ 195

3-jet hand shower

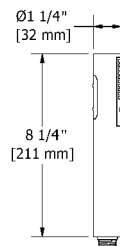


cUPC®

- 3-jet hand shower: luxurious, massage, invigorating
- Three positions
- Scale-free
- 7.6 L/min, 2.0 gpm (US) 60psi

Code	Finish	Price
4310C	Chrome	\$ 163

2-jet hand shower

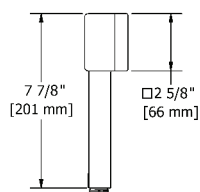


cUPC®

- 2-jet hand shower: luxurious or massage
- Two positions
- Scale-free
- 7.6 L/min, 2.0 gpm (US) 60psi

Code	Finish	Price
4316C	Chrome	\$ 141

3-jet hand shower



cUPC®

- 3-jet hand shower: tropical breeze, luxurious, massage
- Three positions
- 7.6 L/min, 2.0 gpm (US) 60psi

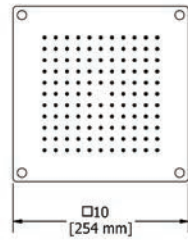
Code	Finish	Price
44C	Chrome	\$ 75

Bath & shower components



Shower heads

10" built-in shower head

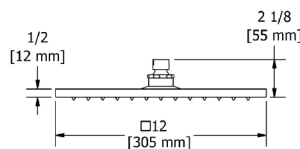


cUPC®

- ½" inlet female
- Stainless steel
- Scale-free
- 7.6 L/min, 2.0 gpm (US) 60psi

Code	Finish	Price
480C	Chrome	\$ 255

12" shower head

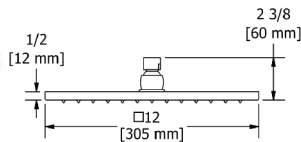


cUPC®

- ½" inlet female
- Swivel
- Scale-free
- 7.6 L/min, 2.0 gpm (US) 60psi

Code	Finish	Price
492C	Chrome	\$ 467
492BN	Brushed nickel (PVD)	\$ 606
492PN	Polished nickel (PVD)	\$ 606

12" shower head

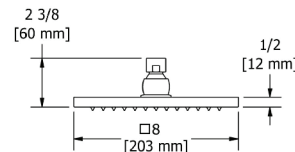


cUPC®

- ½" inlet female
- Swivel
- Scale-free
- 7.6 L/min, 2.0 gpm (US) 60psi

Code	Finish	Price
482C	Chrome	\$ 512
482PN	Polished nickel (PVD)	\$ 621

8" shower head

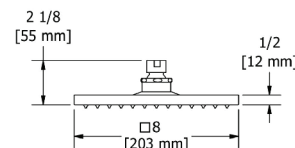


cUPC®

- ½" inlet female
- Swivel
- Scale-free
- 7.6 L/min, 2.0 gpm (US) 60psi

Code	Finish	Price
478C	Chrome	\$ 304
478BN	Brushed nickel (PVD)	\$ 424
478PN	Polished nickel (PVD)	\$ 424

8" shower head



cUPC®

- ½" inlet female
- Swivel
- Scale-free
- 7.6 L/min, 2.0 gpm (US) 60psi

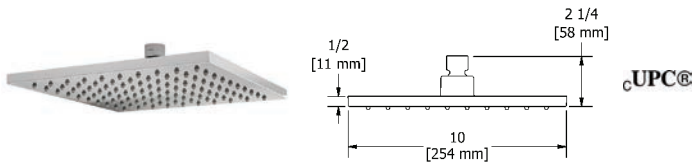
Code	Finish	Price
488C	Chrome	\$ 229
488BN	Brushed nickel (PVD)	\$ 338
488PN	Polished nickel (PVD)	\$ 338

Bath & shower components



Shower heads

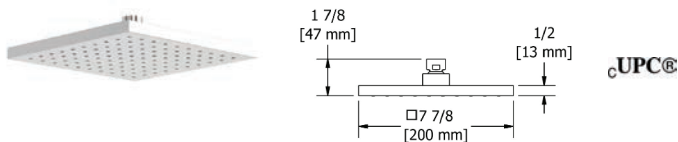
10" shower head



- 1/2" inlet female NPT
- **Swivel**
- Scale-free
- 7.6 L/min, 2.0 gpm (US) 60psi

Code	Finish	Price
450C	Chrome	\$ 148

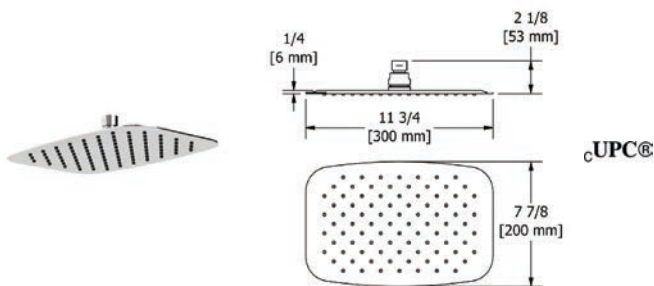
8" plastic shower head



- 1/2" inlet female NPT
- **Swivel**
- Scale-free
- 7.6 L/min, 2.0 gpm (US) 60psi

Code	Finish	Price
458C	Chrome	\$ 130

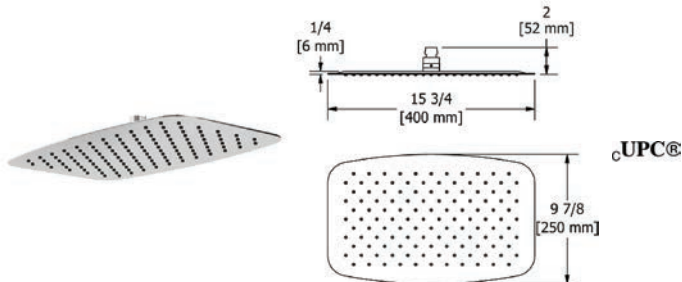
8" x 12" rectangular shower head



- 1/2" inlet female
- Stainless steel
- **Swivel**
- Scale-free
- 7.6 L/min, 2.0 gpm (US) 60psi

Code	Finish	Price
495C	Chrome	\$ 304

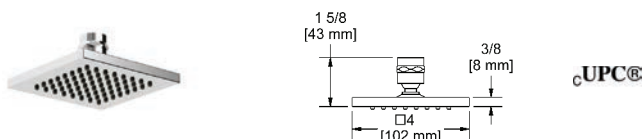
10" x 16" rectangular shower head



- 1/2" inlet female
- Stainless steel
- **Swivel**
- Scale-free
- 7.6 L/min, 2.0 gpm (US) 60psi

Code	Finish	Price
499C	Chrome	\$ 583

4" shower head



- 1/2" inlet female
- **Swivel**
- Scale-free
- 7.6 L/min, 2.0 gpm (US) 60psi

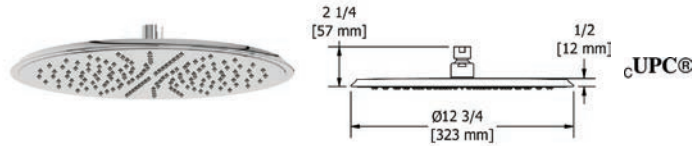
Code	Finish	Price
484C	Chrome	\$ 88

Bath & shower components



Shower heads

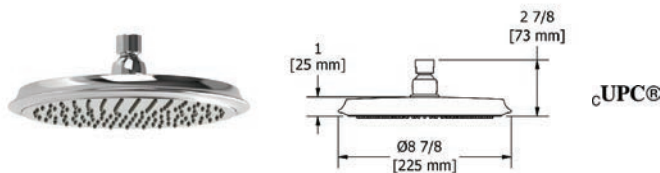
13" shower head



- 1/2" inlet female
- **Swivel**
- Scale-free
- 7.6 L/min, 2.0 gpm (US) 60psi

Code	Finish	Price
412C	Chrome	\$ 469
412PN	Polished nickel (PVD)	\$ 588

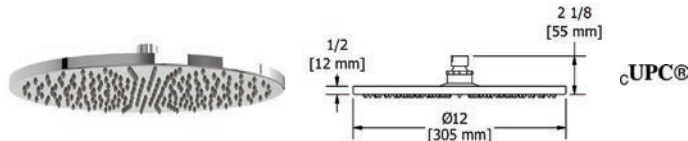
8" shower head



- 1/2" inlet female
- **Swivel**
- Scale-free
- 7.6 L/min, 2.0 gpm (US) 60psi

Code	Finish	Price
408C	Chrome	\$ 202
408BN	Brushed nickel (PVD)	\$ 239
408PN	Polished nickel (PVD)	\$ 239

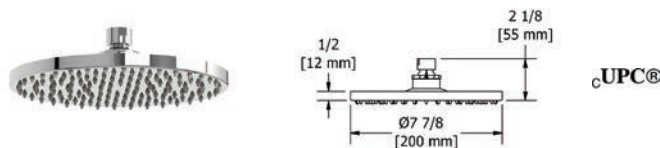
12" shower head



- 1/2" inlet female
- **Swivel**
- Scale-free
- 7.6 L/min, 2.0 gpm (US) 60psi

Code	Finish	Price
472C	Chrome	\$ 392
472BN	Brushed nickel (PVD)	\$ 469
472PN	Polished nickel (PVD)	\$ 469

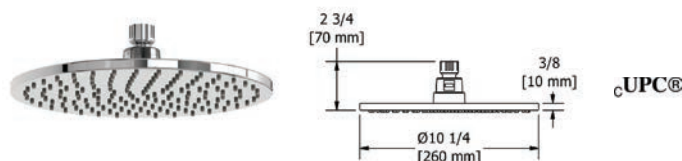
8" shower head



- 1/2" inlet female
- **Swivel**
- Scale-free
- 7.6 L/min, 2.0 gpm (US) 60psi

Code	Finish	Price
468C	Chrome	\$ 213
468BN	Brushed nickel (PVD)	\$ 249
468PN	Polished nickel (PVD)	\$ 249

10" Plastic shower head



- 1/2" inlet female NPT
- **Swivel**
- Scale-free
- 7.6 L/min, 2.0 gpm (US) 60psi

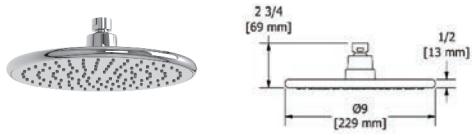
Code	Finish	Price
430C	Chrome	\$ 130

Bath & shower components



Shower heads

9" plastic shower head

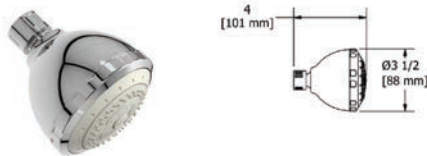


cUPC®

- 1/2" inlet female NPT
- Swivel
- Scale-free
- 7.6 L/min, 2.0 gpm (US) 60psi

Code	Finish	Price
428C	Chrome	\$ 108

3-jet shower head




cUPC®

- 3 jets: tropical breeze, luxurious, massage
- Swivel
- Scale-free
- 7.6 L/min, 2.0 gpm (US) 60psi

Code	Finish	Price
333C	Chrome	\$ 33
333BN	Brushed nickel (PVD)	\$ 54

3-jet shower head

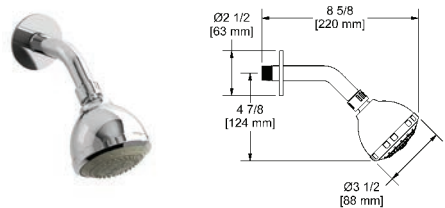


cUPC®

- 3 jets: tropical breeze, luxurious, massage
- Swivel
- Scale-free
- 7 L/min, 1.85 gpm (US) 60psi

Code	Finish	Price
353C	Chrome	\$ 46
353BN	Brushed nickel (PVD)	\$ 57
353PN	Polished nickel (PVD)	\$ 57

3-jet shower head with shower arm

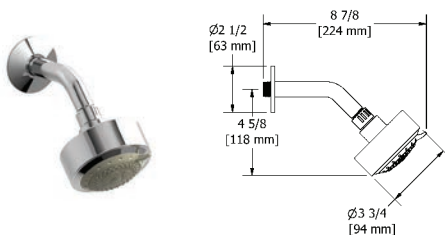


cUPC®

- 3 jets: tropical breeze, luxurious, massage
- Swivel
- Shower arm with round flange
- Scale-free
- 7.6 L/min, 2.0 gpm (US) 60psi

Code	Finish	Price
308C	Chrome	\$ 46
308BN	Brushed nickel (PVD)	\$ 75
308PN	Polished nickel (PVD)	\$ 75

3-jet shower head with shower arm

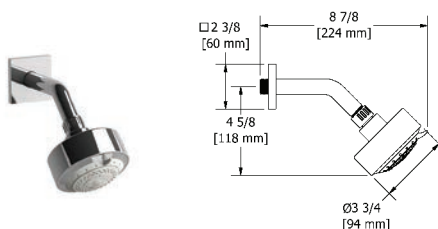


cUPC®

- 3 jets: tropical breeze, luxurious, massage
- Swivel
- Scale-free
- Shower arm with round flange
- 7 L/min, 1.85 gpm (US) 60psi

Code	Finish	Price
358C	Chrome	\$ 62
358BN	Brushed nickel (PVD)	\$ 76
358PN	Polished nickel (PVD)	\$ 76

3-jet shower head with shower arm



cUPC®

- 3 jets: tropical breeze, luxurious, massage
- Swivel
- Shower arm with square flange
- Scale-free
- 7 L/min, 1.85 gpm (US) 60psi

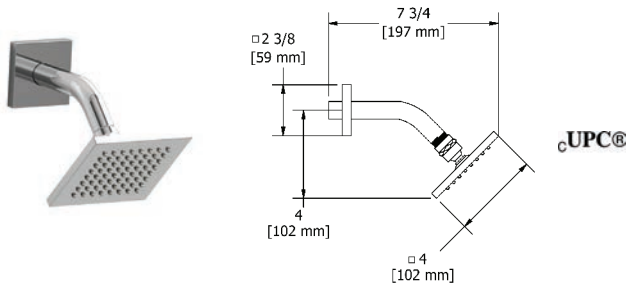
Code	Finish	Price
346C	Chrome	\$ 84
346BN	Brushed nickel (PVD)	\$ 100
346PN	Polished nickel (PVD)	\$ 100

Bath & shower components



Shower heads

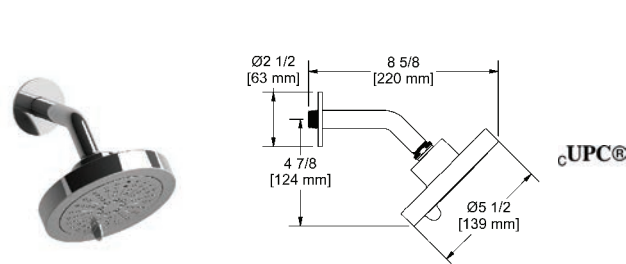
4" shower head with shower arm



- Shower arm with square flange
- **Swivel**
- Scale-free
- **7.6 L/min, 2.0 gpm (US) 60psi**

Code	Finish	Price
384C	Chrome	\$ 123

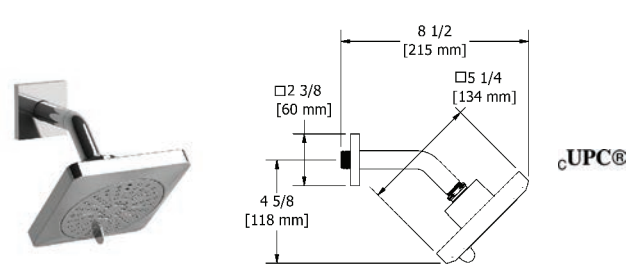
2-jet shower head with shower arm



- Six positions
- 2 jets: luxurious, invigorating
- Shower arm with round flange
- Scale-free
- **Swivel**
- **7.6 L/min, 2.0 gpm (US) 60psi**

Code	Finish	Price
366C	Chrome	\$ 130
366BN	Brushed nickel (PVD)	\$ 163
366PN	Polished nickel (PVD)	\$ 163

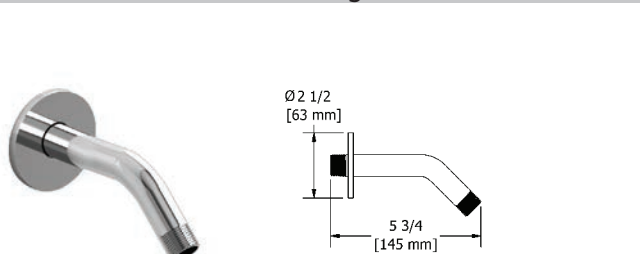
2-jet shower head with shower arm



- Six positions
- 2 jets: luxurious, invigorating
- Shower arm with square flange
- Scale-free
- **Swivel**
- **7.6 L/min, 2.0 gpm (US) 60psi**

Code	Finish	Price
343C	Chrome	\$ 141
343BN	Brushed nickel (PVD)	\$ 184
343PN	Polished nickel (PVD)	\$ 184

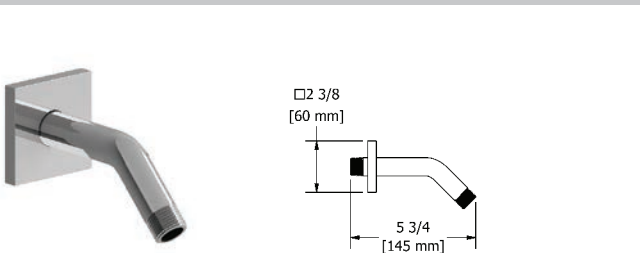
Regular shower arm with flange



- 1/2" inlet male NPT
- Round flange

Code	Finish	Price
506C	Chrome	\$ 19
506BN	Brushed nickel (PVD)	\$ 28

Regular shower arm



- 1/2" inlet male NPT
- Square flange

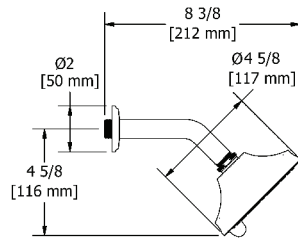
Code	Finish	Price
546C	Chrome	\$ 38
546BN	Brushed nickel (PVD)	\$ 50

Bath & shower components



Shower heads

Momenti 2-jet shower head with shower arm

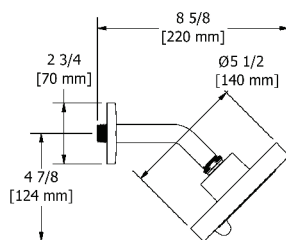


cUPC®

- Six positions
- 2 jets: luxurious, invigorating
- Shower arm with Momenti flange
- Scale-free
- **Swivel**
- **7.6 L/min, 2.0 gpm (US) 60psi**

Code	Finish	Price
356C	Chrome	\$ 174
356BN	Brushed nickel (PVD)	\$ 217
356PN	Polished nickel (PVD)	\$ 217

Venty 2-jet shower head with shower arm

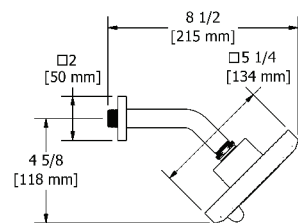


cUPC®

- Six positions
- 2 jets: luxurious, invigorating
- Scale-free
- **Swivel**
- Shower arm with Venty flange with set screw
- **7.6 L/min, 2.0 gpm (US) 60psi**

Code	Finish	Price
396C	Chrome	\$ 174

Salomé, Equinox 2-jet shower head with shower arm

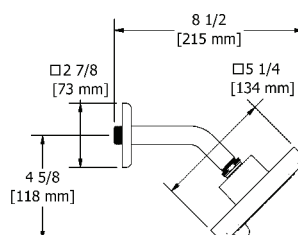


cUPC®

- Six positions
- 2 jets: luxurious, invigorating
- Scale-free
- **Swivel**
- Shower arm with Salome flange with set screw
- **7.6 L/min, 2.0 gpm (US) 60psi**

Code	Finish	Price
376C	Chrome	\$ 174
376PN	Polished nickel (PVD)	\$ 217

Eiffel 2-jet shower head with shower arm



cUPC®

- Six positions
- 2 jets: luxurious, invigorating
- Shower arm with Eiffel flange
- Scale-free
- **Swivel**
- **7.6 L/min, 2.0 gpm (US) 60psi**

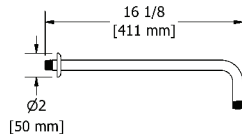
Code	Finish	Price
326C	Chrome	\$ 174
326BN	Brushed nickel (PVD)	\$ 217
326PN	Polished nickel (PVD)	\$ 217

Bath & shower components



Momenti shower arms

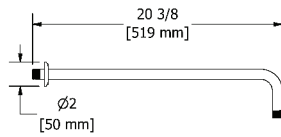
16" shower arm



- 1/2" inlet male NPT
- Shower arm with Momenti flange

Code	Finish	Price
554C	Chrome	\$ 102
554BN	Brushed nickel (PVD)	\$ 138
554PN	Polished nickel (PVD)	\$ 138

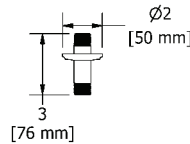
20" shower arm



- 1/2" inlet male NPT
- Shower arm with Momenti flange

Code	Finish	Price
553C	Chrome	\$ 119
553BN	Brushed nickel (PVD)	\$ 165
553PN	Polished nickel (PVD)	\$ 165

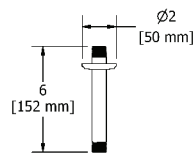
3" vertical shower arm



- 1/2" inlet male NPT
- Shower arm with Momenti flange

Code	Finish	Price
559C	Chrome	\$ 59
559BN	Brushed nickel (PVD)	\$ 74
559PN	Polished nickel (PVD)	\$ 74

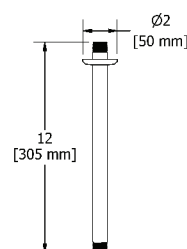
6" vertical shower arm



- 1/2" inlet male NPT
- Shower arm with Momenti flange

Code	Finish	Price
558C	Chrome	\$ 66
558BN	Brushed nickel (PVD)	\$ 88
558PN	Polished nickel (PVD)	\$ 88

12" vertical shower arm



- 1/2" inlet male NPT
- Shower arm with Momenti flange

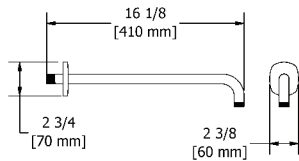
Code	Finish	Price
557C	Chrome	\$ 87
557BN	Brushed nickel (PVD)	\$ 119
557PN	Polished nickel (PVD)	\$ 119

Bath & shower components



Venty shower arms

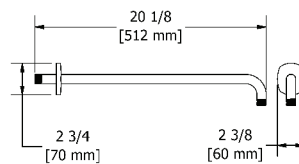
16" shower arm



- 1/2" inlet male NPT
- Shower arm with Venty flange with set screw

Code	Finish	Price
594C	Chrome	\$ 99

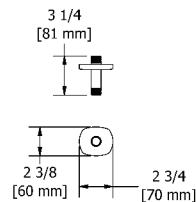
20" shower arm



- 1/2" inlet male NPT
- Shower arm with Venty flange with set screw

Code	Finish	Price
593C	Chrome	\$ 115

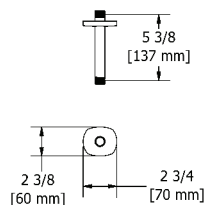
3" vertical shower arm



- 1/2" inlet male NPT
- Shower arm with Venty flange with set screw

Code	Finish	Price
599C	Chrome	\$ 57

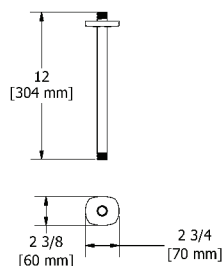
6" vertical shower arm



- 1/2" inlet male NPT
- Shower arm with Venty flange with set screw

Code	Finish	Price
598C	Chrome	\$ 65

12" vertical shower arm



- 1/2" inlet male NPT
- Shower arm with Venty flange with set screw

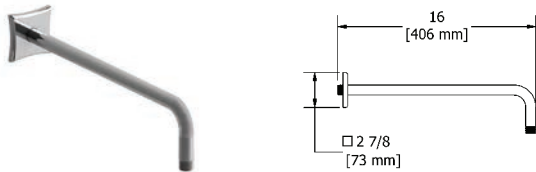
Code	Finish	Price
597C	Chrome	\$ 84

Bath & shower components



Eiffel shower arms

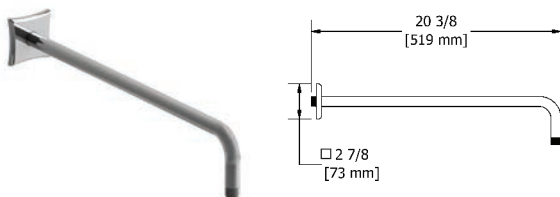
16" shower arm



- 1/2" inlet male NPT
- Shower arm with Eiffel flange

Code	Finish	Price
524C	Chrome	\$ 104
524BN	Brushed nickel (PVD)	\$ 146
524PN	Polished nickel (PVD)	\$ 146

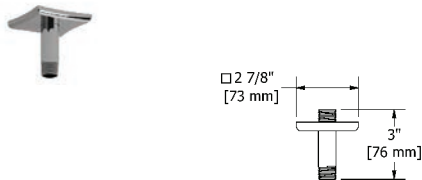
20" shower arm



- 1/2" inlet male NPT
- Shower arm with Eiffel flange

Code	Finish	Price
523C	Chrome	\$ 115
523BN	Brushed nickel (PVD)	\$ 169
523PN	Polished nickel (PVD)	\$ 169

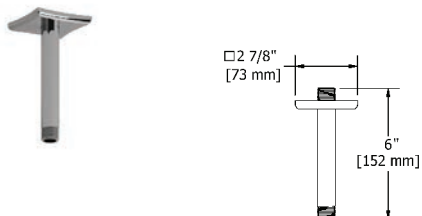
3" vertical shower arm



- 1/2" inlet male NPT
- Shower arm with Eiffel flange

Code	Finish	Price
529C	Chrome	\$ 57
529BN	Brushed nickel (PVD)	\$ 72
529PN	Polished nickel (PVD)	\$ 72

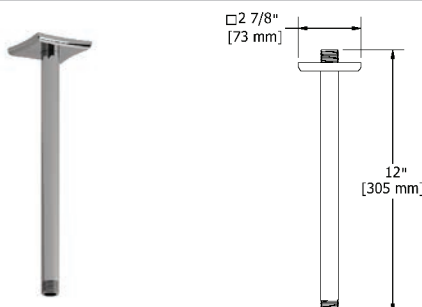
6" vertical shower arm



- 1/2" inlet male NPT
- Shower arm with Eiffel flange

Code	Finish	Price
528C	Chrome	\$ 69
528BN	Brushed nickel (PVD)	\$ 85
528PN	Polished nickel (PVD)	\$ 85

12" vertical shower arm



- 1/2" inlet male NPT
- Shower arm with Eiffel flange

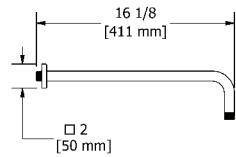
Code	Finish	Price
527C	Chrome	\$ 84
527BN	Brushed nickel (PVD)	\$ 115
527PN	Polished nickel (PVD)	\$ 115

Bath & shower components



Salomé, Equinox shower arms

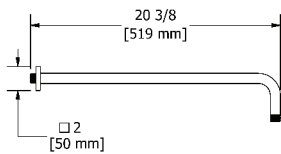
16" shower arm



- 1/2" inlet male NPT
- Shower arm with Salome flange with set screw

Code	Finish	Price
574C	Chrome	\$ 99
574PN	Polished nickel (PVD)	\$ 134

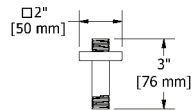
20" shower arm



- 1/2" inlet male NPT
- Shower arm with Salome flange with set screw

Code	Finish	Price
573C	Chrome	\$ 115
573PN	Polished nickel (PVD)	\$ 161

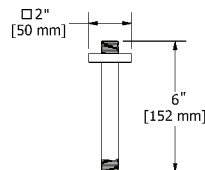
3" vertical shower arm



- 1/2" inlet male NPT
- Shower arm with Salome flange with set screw

Code	Finish	Price
579C	Chrome	\$ 57
579PN	Polished nickel (PVD)	\$ 72

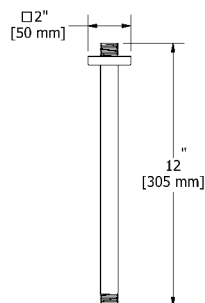
6" vertical shower arm



- 1/2" inlet male NPT
- Shower arm with Salome flange with set screw

Code	Finish	Price
578C	Chrome	\$ 65
578PN	Polished nickel (PVD)	\$ 85

12" vertical shower arm



- 1/2" inlet male NPT
- Shower arm with Salome flange with set screw

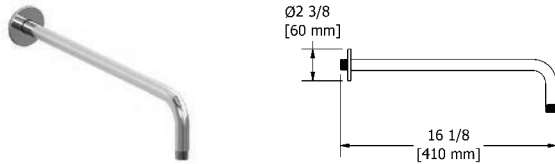
Code	Finish	Price
577C	Chrome	\$ 84
577PN	Polished nickel (PVD)	\$ 115

Bath & shower components



Shower arms

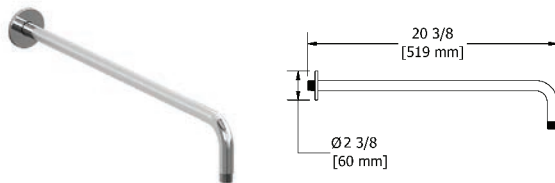
16" shower arm



- 1/2" inlet male NPT
- Round flange

Code	Finish	Price
503C	Chrome	\$ 65
503BN	Brushed nickel (PVD)	\$ 108
503PN	Polished nickel (PVD)	\$ 108

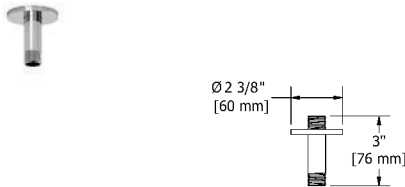
20" shower arm



- 1/2" inlet male NPT
- Round flange

Code	Finish	Price
513C	Chrome	\$ 82
513BN	Brushed nickel (PVD)	\$ 130
513PN	Polished nickel (PVD)	\$ 130

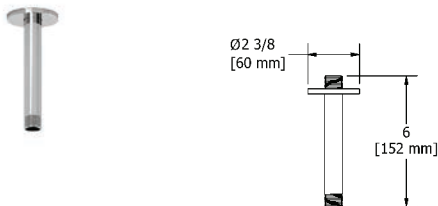
3" vertical shower arm



- 1/2" inlet male NPT
- Round flange

Code	Finish	Price
509C	Chrome	\$ 28
509BN	Brushed nickel (PVD)	\$ 49
509PN	Polished nickel (PVD)	\$ 49

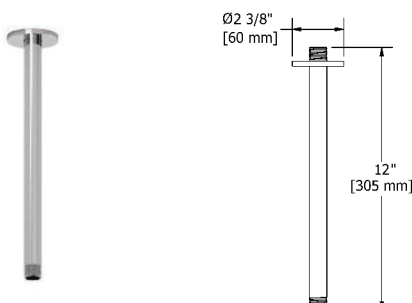
6" vertical shower arm



- 1/2" inlet male NPT
- Round flange

Code	Finish	Price
508C	Chrome	\$ 32
508BN	Brushed nickel (PVD)	\$ 55
508PN	Polished nickel (PVD)	\$ 55

12" vertical shower arm



- 1/2" inlet male NPT
- Round flange

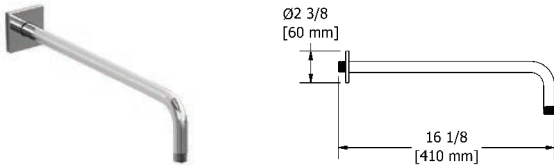
Code	Finish	Price
507C	Chrome	\$ 54
507BN	Brushed nickel (PVD)	\$ 80
507PN	Polished nickel (PVD)	\$ 80

Bath & shower components



Shower arms

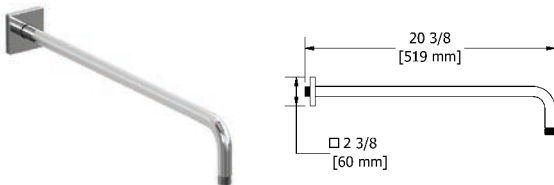
16" shower arm



- 1/2" inlet male NPT
- Square flange with set screw

Code	Finish	Price
560C	Chrome	\$ 88
560BN	Brushed nickel (PVD)	\$ 134
560PN	Polished nickel (PVD)	\$ 134

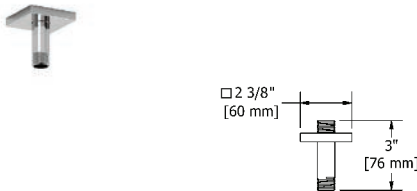
20" shower arm



- 1/2" inlet male NPT
- Square flange with set screw

Code	Finish	Price
533C	Chrome	\$ 97
533BN	Brushed nickel (PVD)	\$ 147
533PN	Polished nickel (PVD)	\$ 147

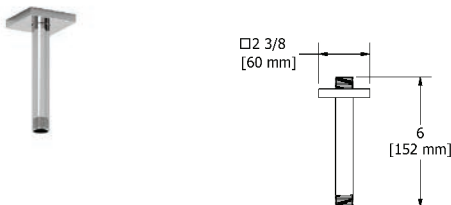
3" vertical shower arm



- 1/2" inlet male NPT
- Square flange with set screw

Code	Finish	Price
519C	Chrome	\$ 49
519BN	Brushed nickel (PVD)	\$ 67
519PN	Polished nickel (PVD)	\$ 67

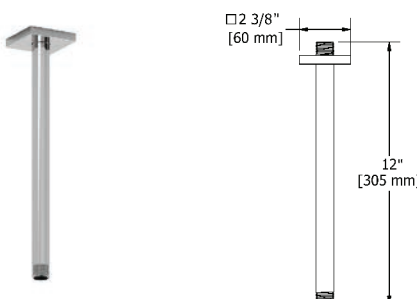
6" vertical shower arm



- 1/2" inlet male NPT
- Square flange with set screw

Code	Finish	Price
518C	Chrome	\$ 54
518BN	Brushed nickel (PVD)	\$ 79
518PN	Polished nickel (PVD)	\$ 79

12" vertical shower arm



- 1/2" inlet male NPT
- Square flange with set screw

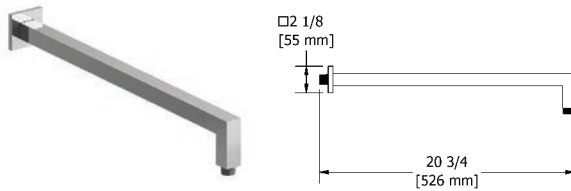
Code	Finish	Price
517C	Chrome	\$ 68
517BN	Brushed nickel (PVD)	\$ 103
517PN	Polished nickel (PVD)	\$ 103

Bath & shower components



Shower arms

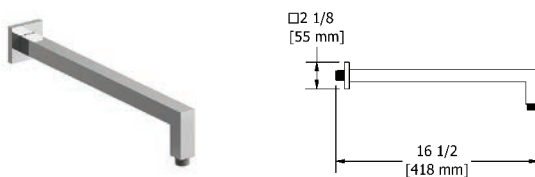
20" square shower arm



- 1/2" inlet male NPT
- Square flange

Code	Finish	Price
547C	Chrome	\$ 167
547BN	Brushed nickel (PVD)	\$ 232

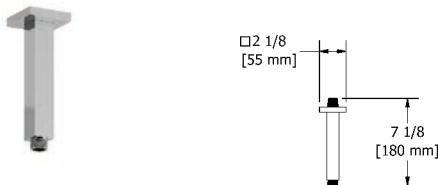
16" square shower arm



- 1/2" inlet male NPT
- Square flange

Code	Finish	Price
543C	Chrome	\$ 150
543BN	Brushed nickel (PVD)	\$ 210

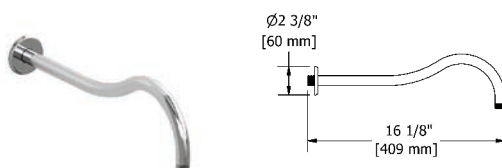
6" vertical square shower arm



- 1/2" inlet male NPT
- Square flange with set screw

Code	Finish	Price
548C	Chrome	\$ 93
548BN	Brushed nickel (PVD)	\$ 128

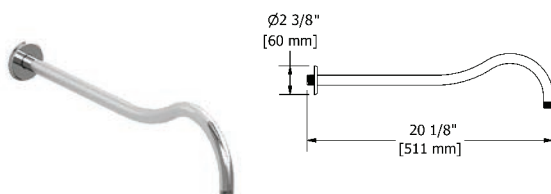
16" shower arm



- 1/2" inlet male NPT
- Round flange

Code	Finish	Price
584C	Chrome	\$ 106
584BN	Brushed nickel (PVD)	\$ 157
584PN	Polished nickel (PVD)	\$ 157

20" shower arm



- 1/2" inlet male NPT
- Round flange

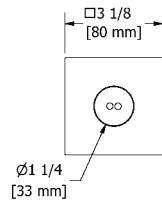
Code	Finish	Price
583C	Chrome	\$ 119
583BN	Brushed nickel (PVD)	\$ 180
583PN	Polished nickel (PVD)	\$ 180

Bath & shower components



Body jets

Spin tile body jet



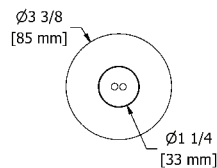
cUPC®

- 1/2" inlet male NPT
- Rotating jet
- **Special rough included**
- 3.7 L/min, 1 gpm (US) 60psi

* Must be ordered at the same time as the valve rough

Code	Finish	Price
349C	Chrome	\$ 233

Spin tile body jet



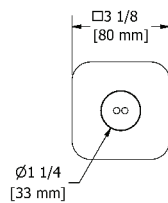
cUPC®

- 1/2" inlet male NPT
- Rotating jet
- **Special rough included**
- 3.7 L/min, 1 gpm (US) 60psi

* Must be ordered at the same time as the valve rough

Code	Finish	Price
369C	Chrome	\$ 233

Spin tile body jet



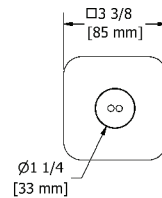
cUPC®

- 1/2" inlet male NPT
- Rotating jet
- **Special rough included**
- 3.7 L/min, 1 gpm (US) 60psi

* Must be ordered at the same time as the valve rough

Code	Finish	Price
379C	Chrome	\$ 255

Spin tile body jet



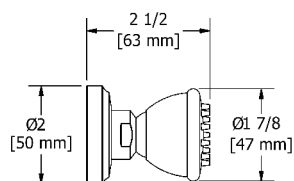
cUPC®

- 1/2" inlet male NPT
- Rotating jet
- **Special rough included**
- 3.7 L/min, 1 gpm (US) 60psi

* Must be ordered at the same time as the valve rough

Code	Finish	Price
399C	Chrome	\$ 255

Momenti directional body jet



cUPC®

- 1/2" inlet female NPT
- Directional
- Scale-free
- 2 to 6 L/min, 0.5 to 1.6 gpm (US) 60psi

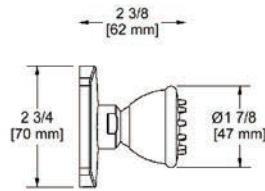
Code	Finish	Price
337C	Chrome	\$ 123
337BN	Brushed nickel (PVD)	\$ 180
337PN	Polished nickel (PVD)	\$ 180

Bath & shower components



Body jets

Venty directional body jet

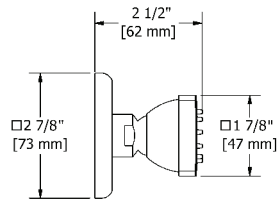


cUPC®

- ½" inlet female NPT
- Directional
- Scale-free
- 2 to 6 L/min, 0.5 to 1.6 gpm (US) 60psi

Code	Finish	Price
397C	Chrome	\$ 119

Eiffel directional body jet

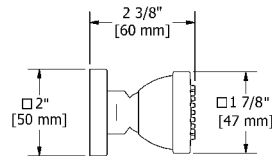


cUPC®

- ½" inlet female NPT
- Directional
- Scale-free
- 2 to 6 L/min, 0.5 to 1.6 gpm (US) 60psi

Code	Finish	Price
370C	Chrome	\$ 128
370BN	Brushed nickel (PVD)	\$ 176
370PN	Polished nickel (PVD)	\$ 176

Salomé, Equinox directional body jet

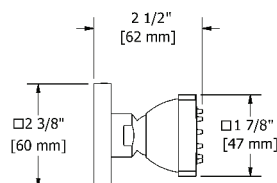


cUPC®

- ½" inlet female NPT
- Directional
- Scale-free
- 2 to 6 L/min, 0.5 to 1.6 gpm (US) 60psi

Code	Finish	Price
377C	Chrome	\$ 119
377PN	Polished nickel (PVD)	\$ 176

Directional body jet

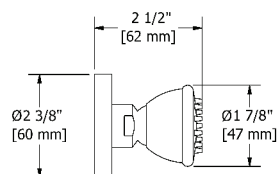


cUPC®

- ½" inlet female NPT
- Directional
- Scale-free
- 2 to 6 L/min, 0.5 to 1.6 gpm (US) 60psi

Code	Finish	Price
350C	Chrome	\$ 110
350BN	Brushed nickel (PVD)	\$ 164
350PN	Polished nickel (PVD)	\$ 164

Directional body jet



cUPC®

- ½" inlet female NPT
- Directional
- Scale-free
- 2 to 6 L/min, 0.5 to 1.6 gpm (US) 60psi

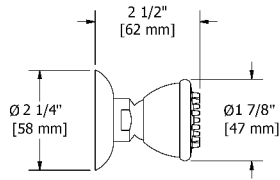
Code	Finish	Price
390C	Chrome	\$ 98
390BN	Brushed nickel (PVD)	\$ 150
390PN	Polished nickel (PVD)	\$ 150

Bath & shower components



Body jets

Directional body jet

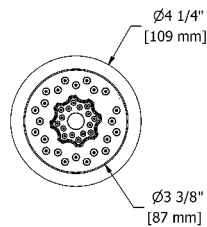


cUPC®

- 1/2" inlet female NPT
- Directional
- Scale-free
- 2 to 6 L/min, 0.5 to 1.6 gpm (US) 60psi

Code	Finish	Price
327C	Chrome	\$ 82
327BN	Brushed nickel (PVD)	\$ 119
327PN	Polished nickel (PVD)	\$ 119

Directional 2-jet tile body jet

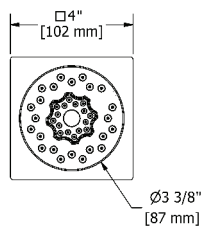


cUPC®

- 1/2" inlet male NPT
- 2-jet
- Directional
- Scale-free
- 6.2 L/min, 1.6 gpm (US) 60psi

Code	Finish	Price
324C	Chrome	\$ 108

Directional 2-jet tile body jet

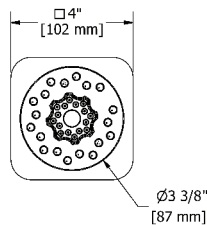


cUPC®

- 1/2" inlet male NPT
- 2-jet
- Directional
- Scale-free
- 6.2 L/min, 1.6 gpm (US) 60psi

Code	Finish	Price
344C	Chrome	\$ 108

Directional 2-jet tile body jet

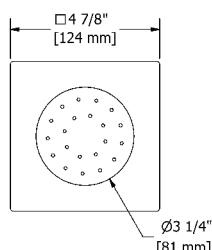


cUPC®

- 1/2" inlet male NPT
- 2-jet
- Directional
- Scale-free
- 6.2 L/min, 1.6 gpm (US) 60psi

Code	Finish	Price
371C	Chrome	\$ 128

Directional tile body jet



cUPC®

- 1/2" inlet male NPT
- Directional
- Scale-free
- Special rough included
- 4.5 L/min, 1.2 gpm (US) 60psi

* Must be ordered at the same time as the valve rough

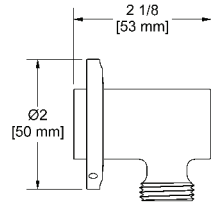
Code	Finish	Price
340C	Chrome	\$ 233

Bath & shower components



Elbow supply

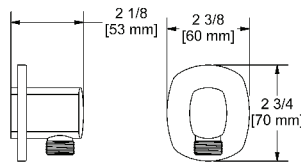
Momenti elbow supply



- ½" inlet female NPT
- ½" outlet male
- Adjustable depth

Code	Finish	Price
734C	Chrome	\$ 75
734BN	Brushed nickel (PVD)	\$ 101
734PN	Polished nickel (PVD)	\$ 101

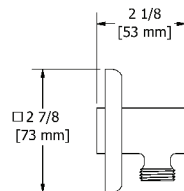
Venty elbow supply



- ½" inlet female NPT
- ½" outlet male
- Adjustable depth

Code	Finish	Price
794C	Chrome	\$ 93

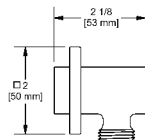
Eiffel elbow supply



- ½" inlet female NPT
- ½" outlet male
- Adjustable depth

Code	Finish	Price
750C	Chrome	\$ 93
750BN	Brushed nickel (PVD)	\$ 128
750PN	Polished nickel (PVD)	\$ 128

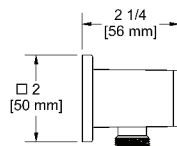
Salomé, Equinox elbow supply



- ½" inlet female NPT
- ½" outlet male
- Adjustable depth

Code	Finish	Price
772C	Chrome	\$ 73
772PN	Polished nickel (PVD)	\$ 98

Elbow supply



- ½" inlet female NPT
- ½" outlet male
- Adjustable depth

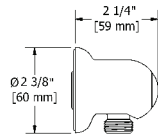
Code	Finish	Price
774C	Chrome	\$ 46
774BN	Brushed nickel (PVD)	\$ 69
774PN	Polished nickel (PVD)	\$ 69

Bath & shower components



Elbow supply

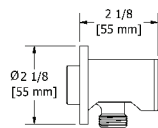
Elbow supply



- 1/2" inlet female NPT
- 1/2" outlet male
- Adjustable depth

Code	Finish	Price
747C	Chrome	\$ 32
747BN	Brushed nickel (PVD)	\$ 54
747PN	Polished nickel (PVD)	\$ 54

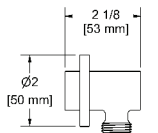
Elbow supply



- 1/2" inlet female NPT
- 1/2" outlet male
- Adjustable depth

Code	Finish	Price
775C	Chrome	\$ 33
775BN	Brushed nickel (PVD)	\$ 57
775PN	Polished nickel (PVD)	\$ 57

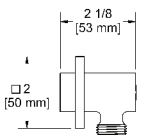
Elbow supply



- 1/2" inlet female NPT
- 1/2" outlet male
- Adjustable depth

Code	Finish	Price
710C	Chrome	\$ 52
710BN	Brushed nickel (PVD)	\$ 72
710PN	Polished nickel (PVD)	\$ 72

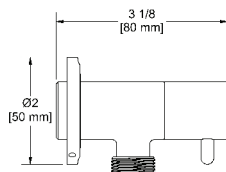
Elbow supply



- 1/2" inlet female NPT
- 1/2" outlet male
- Adjustable depth

Code	Finish	Price
720C	Chrome	\$ 57
720BN	Brushed nickel (PVD)	\$ 77

Momenti elbow supply with shut-off valve

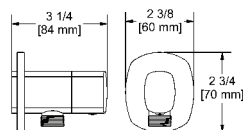


cUPC®

- 1/2" inlet female NPT
- 1/2" outlet male
- Ceramic cartridge
- Adjustable depth
- Volume control

Code	Finish	Price
739C	Chrome	\$ 132
739BN	Brushed nickel (PVD)	\$ 193
739PN	Polished nickel (PVD)	\$ 193

Venty elbow supply with shut-off valve



cUPC®

- 1/2" inlet female NPT
- 1/2" outlet male
- Ceramic cartridge
- Adjustable depth
- Volume control

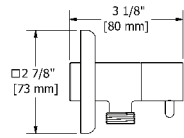
Code	Finish	Price
799C	Chrome	\$ 163

Bath & shower components



Elbow supply with shut-off valve

Eiffel elbow supply with shut-off valve

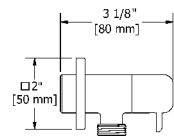


cUPC®

- 1/2" inlet female NPT
- 1/2" outlet male
- Ceramic cartridge
- Adjustable depth
- Volume control

Code	Finish	Price
770C	Chrome	\$ 139
770BN	Brushed nickel (PVD)	\$ 187
770PN	Polished nickel (PVD)	\$ 187

Salomé, Equinox elbow supply with shut-off valve

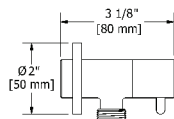


cUPC®

- 1/2" inlet female NPT
- 1/2" outlet male
- Ceramic cartridge
- Adjustable depth
- Volume control

Code	Finish	Price
777C	Chrome	\$ 128
777PN	Polished nickel (PVD)	\$ 187

Elbow supply with shut-off valve

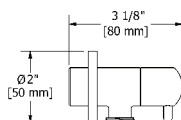


cUPC®

- 1/2" inlet female NPT
- 1/2" outlet male
- Ceramic cartridge
- Adjustable depth
- Volume control

Code	Finish	Price
790C	Chrome	\$ 121
790BN	Brushed nickel (PVD)	\$ 181
790PN	Polished nickel (PVD)	\$ 181

Elbow supply with shut-off valve

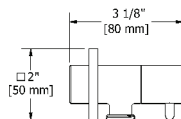


cUPC®

- 1/2" inlet female NPT
- 1/2" outlet male
- Ceramic cartridge
- Adjustable depth
- Volume control

Code	Finish	Price
780C	Chrome	\$ 121
780BN	Brushed nickel (PVD)	\$ 181
780PN	Polished nickel (PVD)	\$ 181

Elbow supply with shut-off valve

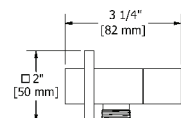


cUPC®

- 1/2" inlet female NPT
- 1/2" outlet male
- Ceramic cartridge
- Adjustable depth
- Volume control

Code	Finish	Price
760C	Chrome	\$ 121
760BN	Brushed nickel (PVD)	\$ 181

Elbow supply with shut-off valve



cUPC®

- 1/2" inlet female NPT
- 1/2" outlet male
- Ceramic cartridge
- Adjustable depth
- Volume control

Code	Finish	Price
744C	Chrome	\$ 115
744BN	Brushed nickel (PVD)	\$ 174

Bath & shower components



Wall-mount tub spouts

Salomé open wall-mount tub spout rough and trim



cUPC®

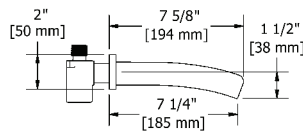
• ROUGH ONLY

Code	Description	Price
RH80	—	\$ 59

• TRIM ONLY

Code	Finish	Price
TSA80C	Chrome	\$ 262
TSA80PN	Polished nickel (PVD)	\$ 408

Salomé open wall-mount tub spout



cUPC®

- 1/2" inlet male NPT
- Special rough included

* Must be ordered at the same time as the valve rough

Code	Finish	Price
SA80C	Chrome	\$ 321
SA80PN	Polished nickel (PVD)	\$ 467

Altitude open wall-mount tub spout rough and trim



cUPC®

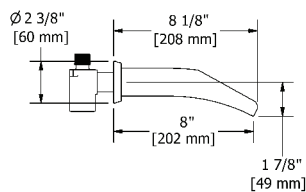
• ROUGH ONLY

Code	Description	Price
RH80	—	\$ 59

• TRIM ONLY

Code	Finish	Price
TATOP80C	Chrome	\$ 191
TATOP80BN	Brushed nickel (PVD)	\$ 279
TATOP80PN	Polished nickel (PVD)	\$ 279

Altitude open wall-mount tub spout



cUPC®

- 1/2" inlet male NPT
- Special rough included

* Must be ordered at the same time as the valve rough

Code	Finish	Price
ATOP80C	Chrome	\$ 250
ATOP80BN	Brushed nickel (PVD)	\$ 338
ATOP80PN	Polished nickel (PVD)	\$ 338

Zendo open wall-mount tub spout rough and trim



cUPC®

• ROUGH ONLY

Code	Description	Price
RH80	—	\$ 59

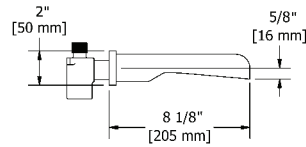

Code	Finish	Price
TZOP80C	Chrome	\$ 307
TZOP80BN	Brushed nickel (PVD)	\$ 431
TZOP80PN	Polished nickel (PVD)	\$ 431

Bath & shower components



Wall-mount tub spouts

Zendo open wall-mount tub spout



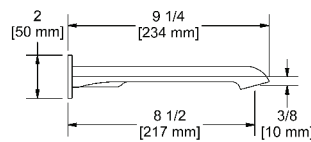
cUPC®

- 1/2" inlet male NPT
- Special rough included

* Must be ordered at the same time as the valve rough

Code	Finish	Price
ZOOP80C	Chrome	\$ 366
ZOOP80BN	Brushed nickel (PVD)	\$ 490
ZOOP80PN	Polished nickel (PVD)	\$ 490

Zendo wall-mount tub spout

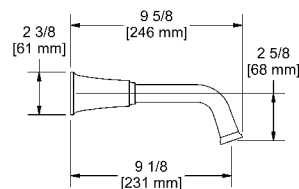


cUPC®

- 1/2" copper slip fit inlet
- Brass

Code	Finish	Price
ZO80C	Chrome	\$ 251
ZO80BN	Brushed nickel (PVD)	\$ 314
ZO80PN	Polished nickel (PVD)	\$ 314

Momenti wall-mount tub spout

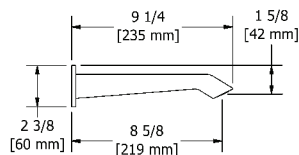


cUPC®

- 1/2" inlet male NPT
- Brass

Code	Finish	Price
MMSQ80C	Chrome	\$ 263
MMSQ80BN	Brushed nickel (PVD)	\$ 336
MMSQ80PN	Polished nickel (PVD)	\$ 336

Venty wall-mount tub spout

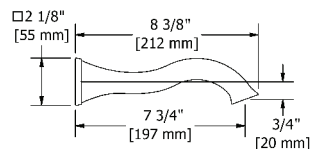


cUPC®

- 1/2" inlet male NPT
- Brass

Code	Finish	Price
VY80C	Chrome	\$ 255

Eiffel wall-mount tub spout



cUPC®

- 1/2" inlet male NPT
- Brass

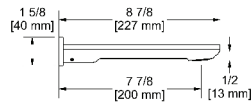
Code	Finish	Price
EF80C	Chrome	\$ 233
EF80BN	Brushed nickel (PVD)	\$ 303
EF80PN	Polished nickel (PVD)	\$ 303

Bath & shower components



Wall-mount tub spouts

Equinox wall-mount tub spout

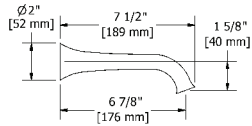


cUPC®

- 1/2" copper slip fit inlet
- Brass

Code	Finish	Price
EQ80C	Chrome	\$ 217

Edge wall-mount tub spout

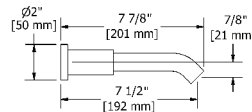


cUPC®

- 1/2" inlet male NPT
- Brass

Code	Finish	Price
ED80C	Chrome	\$ 150
ED80BN	Brushed nickel (PVD)	\$ 206
ED80PN	Polished nickel (PVD)	\$ 206

Wall-mount tub spout

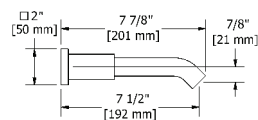


cUPC®

- 1/2" inlet female NPT
- Brass

Code	Finish	Price
BM80C	Chrome	\$ 119
BM80BN	Brushed nickel (PVD)	\$ 163
BM80PN	Polished nickel (PVD)	\$ 163

Wall-mount tub spout

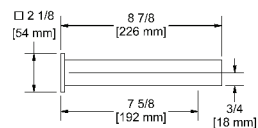


cUPC®

- 1/2" inlet female NPT
- Brass

Code	Finish	Price
BQ80C	Chrome	\$ 119
BQ80BN	Brushed nickel (PVD)	\$ 163

Paradox wall-mount tub spout

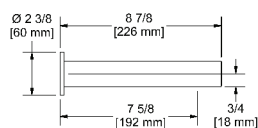


cUPC®

- 1/2" copper slip fit inlet
- Brass

Code	Finish	Price
PXTQ80C	Chrome	\$ 241

Paradox wall-mount tub spout



cUPC®

- 1/2" copper slip fit inlet
- Brass

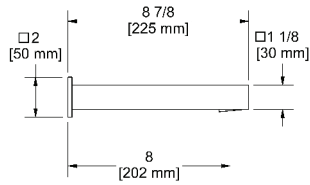

Code	Finish	Price
PXTM80C	Chrome	\$ 241

Bath & shower components



Wall-mount tub spouts

Wall-mount tub spout

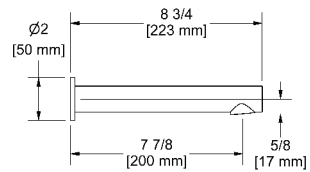


cUPC®

- 1/2" copper slip fit inlet
- Brass

Code	Finish	Price
885C	Chrome	\$ 141
885BN	Brushed nickel (PVD)	\$ 182
885PN	Polished nickel (PVD)	\$ 182

Wall-mount tub spout

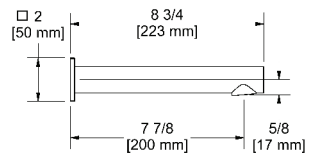


cUPC®

- 1/2" copper slip fit inlet
- Brass

Code	Finish	Price
867C	Chrome	\$ 97
867BN	Brushed nickel (PVD)	\$ 126
867PN	Polished nickel (PVD)	\$ 126

Wall-mount tub spout

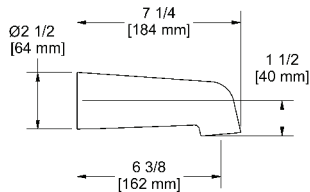


cUPC®

- 1/2" copper slip fit inlet
- Brass

Code	Finish	Price
847C	Chrome	\$ 108
847BN	Brushed nickel (PVD)	\$ 137
847PN	Polished nickel (PVD)	\$ 137

Wall-mount tub spout

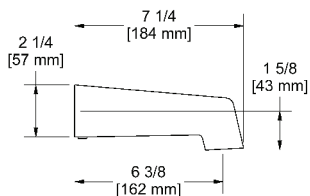


cUPC®

- 1/2" copper slip fit inlet
- Flow diffuser

Code	Finish	Price
870C	Chrome	\$ 40
870BN	Brushed nickel (PVD)	\$ 65
870PN	Polished nickel (PVD)	\$ 65

Wall-mount tub spout



cUPC®

- 1/2" copper slip fit inlet
- Flow diffuser

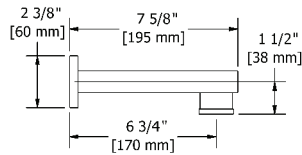
Code	Finish	Price
890C	Chrome	\$ 49

Bath & shower components



Wall-mount tub spouts

Wall-mount tub spout with diverter

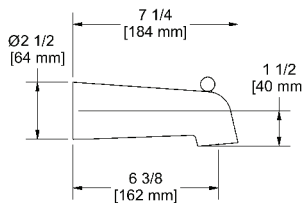


cUPC®

- 1/2" inlet male NPT
- Brass
- Diverter

Code	Finish	Price
TQ81C	Chrome	\$ 220

Wall-mount tub spout with diverter

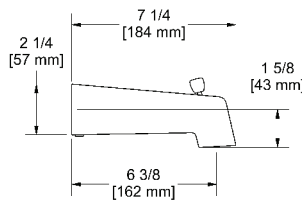


cUPC®

- 1/2" copper slip fit inlet
- Diverter
- Flow diffuser

Code	Finish	Price
871C	Chrome	\$ 46
871BN	Brushed nickel (PVD)	\$ 82

Wall-mount tub spout with diverter

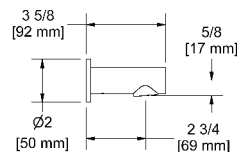


cUPC®

- 1/2" copper slip fit inlet
- Diverter
- Flow diffuser

Code	Finish	Price
891C	Chrome	\$ 60
891BN	Brushed nickel (PVD)	\$ 76
891PN	Polished nickel (PVD)	\$ 76

Toe tester

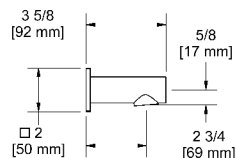


cUPC®

- 1/2" copper slip fit inlet
- Brass

Code	Finish	Price
865C	Chrome	\$ 82
865BN	Brushed nickel (PVD)	\$ 97

Toe tester



cUPC®

- 1/2" copper slip fit inlet
- Brass

Code	Finish	Price
845C	Chrome	\$ 93
845BN	Brushed nickel (PVD)	\$ 108

Bath & shower components



Drains

Lavatory push drain with overflow



cUPC®

- Ø1¼" tail piece
- Push drain
- Square cap

Code	Finish	Price
DB140C	Chrome	\$ 75

Lavatory push drain with overflow



cUPC®

- Ø1¼" tail piece
- Push drain

Code	Finish	Price
DB150C	Chrome	\$ 32
DB150BN	Brushed nickel (PVD)	\$ 49
DB150PN	Polished nickel (PVD)	\$ 49

Lavatory push drain with overflow



cUPC®

- Ø1¼" tail piece
- Push drain

Code	Finish	Price
DB160C	Chrome	\$ 42
DB160BN	Brushed nickel (PVD)	\$ 63
DB160PN	Polished nickel (PVD)	\$ 63
DB160BK	Black	\$ 75

Lavatory push drain with overflow



cUPC®

- Ø1¼" tail piece
- Push drain

Code	Finish	Price
DB170C	Chrome	\$ 46
DB170BN	Brushed nickel (PVD)	\$ 63
DB170PN	Polished nickel (PVD)	\$ 63

Lavatory pop-up drain with overflow



cUPC®

- Ø1¼" tail piece

Code	Finish	Price
P170C	Chrome	\$ 36
P170BN	Brushed nickel (PVD)	\$ 49
P170PN	Polished nickel (PVD)	\$ 49

Bath & shower components



Drains

Lavatory push drain without overflow



cUPC®

- Ø1¼" tail piece
- Push drain
- Square cap

Code	Finish	Price
DL140C	Chrome	\$ 75

Lavatory push drain without overflow



cUPC®

- Ø1¼" tail piece
- Push drain

Code	Finish	Price
DL150C	Chrome	\$ 32
DL150BN	Brushed nickel (PVD)	\$ 49

Lavatory push drain without overflow



cUPC®

- Ø1¼" tail piece
- Push drain

Code	Finish	Price
DL160C	Chrome	\$ 42
DL160BN	Brushed nickel (PVD)	\$ 63
DL160BK	Black	\$ 75

Lavatory push drain without overflow



cUPC®

- Ø1¼" tail piece
- Push drain

Code	Finish	Price
DL170C	Chrome	\$ 79
DL170BN	Brushed nickel (PVD)	\$ 115
DL170PN	Polished nickel (PVD)	\$ 115

Lavatory open grid drain without overflow



cUPC®

- Ø1¼" tail piece

Code	Finish	Price
D0170C	Chrome	\$ 30
D0170BN	Brushed nickel (PVD)	\$ 50

Bath & shower components



Others

59" double interlock flexible hose, swivel



cUPC®

- Conical nut 1/2" female
- 150 cm (59") flexible brass hose double interlock

Code	Finish	Price
605C	Chrome	\$ 43
605BN	Brushed nickel (PVD)	\$ 105
605PN	Polished nickel (PVD)	\$ 105

59" double interlock flexible hose, swivel and 2 check valves



cUPC®

- Conical nut 1/2" female
- 150 cm (59") double interlock flexible hose, **swivel** and 2 check valves

Code	Finish	Price
7259C	Chrome	\$ 58
7259BN	Brushed nickel (PVD)	\$ 108
7259PN	Polished nickel (PVD)	\$ 108

84" double interlock flexible hose, swivel and 2 check valves



cUPC®

- Conical nut 1/2" female
- 213 cm (84") double interlock flexible hose, **swivel** and 2 check valves

Code	Finish	Price
7059C	Chrome	\$ 65

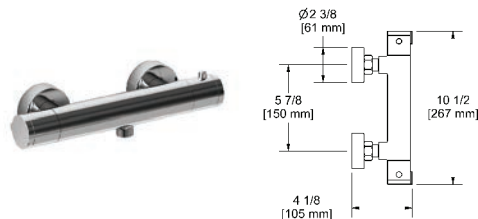
Horizontal extensions kit



- 1/2" inlet female NPT
- 3/4" outlet male
- Pair

Code	Finish	Price
EXT77C	Chrome	\$ 62

Type T (thermostatic) 1/2" external bar

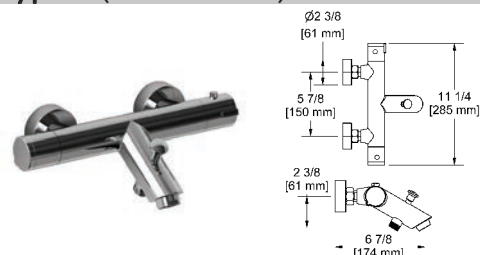


cUPC®

- 3/4" inlet female
- Ceramic cartridge
- 1/2" male X 3/4" male adaptor
- Thermostatic cartridge
- 29.5 L/min, 7.8 gpm (US) 60psi

Code	Finish	Price
CSTM77C	Chrome	\$ 239

Type T (thermostatic) external bar with diverter and tub spout



cUPC®

- 3/4" inlet female
- Ceramic cartridge
- 1/2" male X 3/4" male adaptor
- Thermostatic cartridge
- Diverter
- 17 L/min, 4.5 gpm (US) 60psi

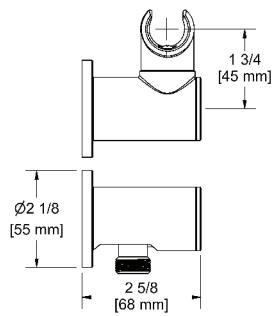
Code	Finish	Price
CSTM81C	Chrome	\$ 359

Bath & shower components



Others

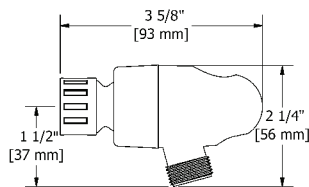
Hand shower holder with elbow supply



- 1/2" inlet female NPT
- 1/2" outlet male
- Adjustable depth
- Directional
- Plastic

Code	Finish	Price
4950C	Chrome	\$ 54
4950BN	Brushed nickel (PVD)	\$ 76

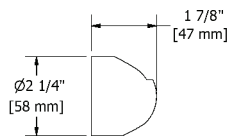
Adjustable shower arm



- 1/2" inlet female
- 1/2" outlet male
- Plastic

Code	Finish	Price
4902C	Chrome	\$ 22

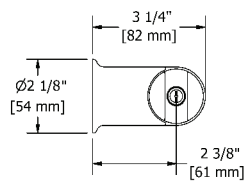
Fixed wall bracket



- Plastic

Code	Finish	Price
4901C	Chrome	\$ 13
4901BN	Brushed nickel (PVD)	\$ 19

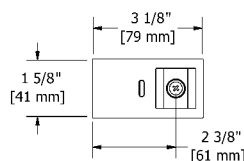
Adjustable wall bracket



- Adjustable
- Plastic

Code	Finish	Price
4903C	Chrome	\$ 24

Adjustable wall bracket



- Adjustable

Code	Finish	Price
4912C	Chrome	\$ 22

Bath & shower components



Others

Shower rail slider



- Plastic
- Ø25 mm (1")

Code	Finish	Price
160C	Chrome	\$ 24
160BN	Brushed nickel (PVD)	\$ 49

Easy-glide shower rail slider



- Plastic
- Ø19 mm (¾")

Code	Finish	Price
4910C	Chrome	\$ 94
4910BN	Brushed nickel (PVD)	\$ 140
4910PN	Polished nickel (PVD)	\$ 140

Easy-glide shower rail slider



- Plastic
- Ø22 mm (7/8")

Code	Finish	Price
4921C	Chrome	\$ 94
4921BN	Brushed nickel (PVD)	\$ 140
4921PN	Polished nickel (PVD)	\$ 140

easy-glide shower rail slider



- Plastic
- Square

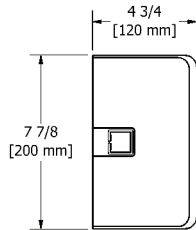
Code	Finish	Price
4913C	Chrome	\$ 94
4913BN	Brushed nickel (PVD)	\$ 94

Bath & shower components



Others

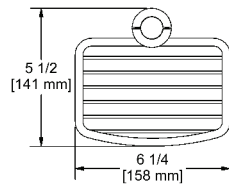
Soap dish for square sliding bar



- For square bar
- Plastic

Code	Finish	Price
240C	Chrome	\$ 69

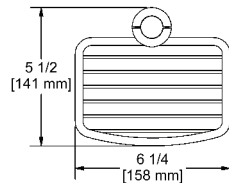
Ø5/8" to Ø7/8" shower rail basket



- Brass

Code	Finish	Price
265C	Chrome	\$ 139

Ø7/8" to Ø1" shower rail basket



- Brass

Code	Finish	Price
275C	Chrome	\$ 139

Ø1" clear soap dish for sliding bar



- Plastic
- For Ø1" slide bar

Code	Finish	Price
200CL	Clear	\$ 19

Ø1", Ø7/8" or Ø3/4" clear soap dish

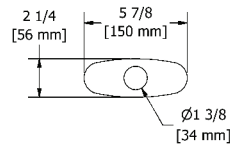


- For Ø1, Ø7/8" or Ø3/4" slide bar
- Plastic

Code	Finish	Price
5001CL	Clear	\$ 19

Others

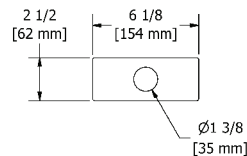
4" center deck plate



- Brass
- Series: VS, ED, SS, RS, BSOP, SA, GS, CS, YS, RT, JO, PX, RU, BM, PS, VY and FR

Code	Finish	Price
PL4C	Chrome	\$ 24
PL4BN	Brushed nickel (PVD)	\$ 36

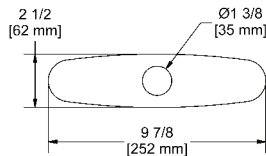
4" center rectangular deck plate



- Brass
- Series: EF, EQ, MZ, ZO, KS, QS, PX, PS et FR

Code	Finish	Price
5604C	Chrome	\$ 30
5604BN	Brushed nickel (PVD)	\$ 37

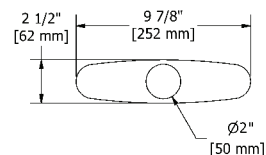
8" center kitchen faucet deck plate



- ED101, ED601, B0501, B0601, B0701, CY101, CY601, BI101, BI201, PE101, VE101, FE101 and AZ101
- Brass
- Attach kit

Code	Finish	Price
PL8C	Chrome	\$ 49
PL8BN	Brushed nickel (PVD)	\$ 71
PL8SS	Stainless steel (PVD)	\$ 71

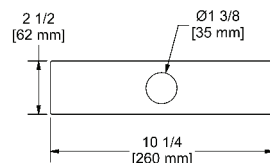
8" center kitchen faucet deck plate



- Brass
- Attach kit
- B0101, B0201, F0101 and TC101

Code	Finish	Price
5608C	Chrome	\$ 39
5608BN	Brushed nickel (PVD)	\$ 59
5608SS	Stainless steel (PVD)	\$ 59

8" center kitchen faucet deck plate



- Brass
- AZ101, MZ101, MZ601, MZ701, ED101, ED601, ED701, B0201, B0501 and B0601
- Attach kit

Code	Finish	Price
5648C	Chrome	\$ 49
5648SS	Stainless steel (PVD)	\$ 75

Bath & shower components



Others

Primer adaptor



- Connection 1/4" OD
- AZ101, MZ101, FO101, ED101, ED601

Code	Finish	Price
9507	—	\$ 75

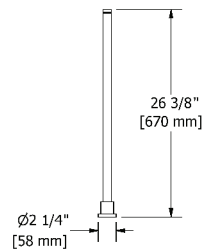
Kit of adjustable legs



- For use with concrete slab installation box
- Self tapping screw

Code	Finish	Price
9976	—	\$ 60

26" high floor riser pair

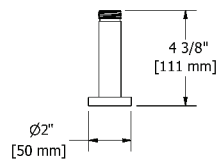


cUPC®

- 1/2" inlet female NPT
- 3/4" outlet male
- Pair
- 2 parts: rough and trim
- Round flange

Code	Finish	Price
TU26C	Chrome	\$ 486
TU26BN	Brushed nickel (PVD)	\$ 687
TU26PN	Polished nickel (PVD)	\$ 687

4" deck-mount riser pair

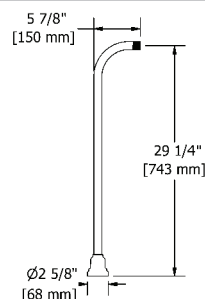


cUPC®

- 1/2" inlet female NPT
- 3/4" outlet male
- Pair
- Round flange

Code	Finish	Price
TU04C	Chrome	\$ 196
TU04BN	Brushed nickel (PVD)	\$ 272
TU04PN	Polished nickel (PVD)	\$ 272

30" high floor riser pair



cUPC®

- 1/2" inlet female NPT
- 3/4" outlet male
- Pair
- 2 parts: rough and trim
- Round flange

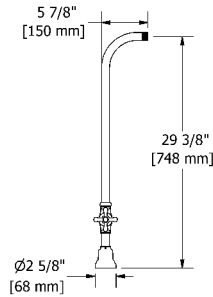
Code	Finish	Price
TU33C	Chrome	\$ 559
TU33BN	Brushed nickel (PVD)	\$ 806
TU33PN	Polished nickel (PVD)	\$ 806

Bath & shower components



Others

30" high floor riser pair with valve

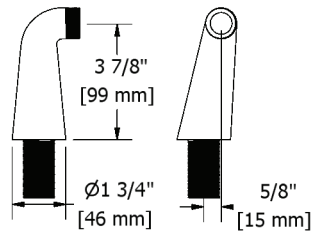


cUPC®

- 1/2" inlet female NPT
- 3/4" outlet male
- Ceramic cartridge
- Pair
- 2 parts: rough and trim
- 3/4" stop valves
- Round flange

Code	Finish	Price
TU44C	Chrome	\$ 849
TU44BN	Brushed nickel (PVD)	\$ 1222

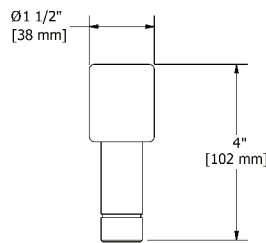
4" high floor riser pair, 1/2" off-set



- 1/2" inlet female NPT
- 3/4" outlet male
- Pair

Code	Finish	Price
TU99C	Chrome	\$ 137
TU99BN	Brushed nickel (PVD)	\$ 196
TU99PN	Polished nickel (PVD)	\$ 196

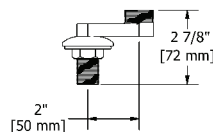
3 1/2" pair of extensions for TU26, TU33 and TU44



- 3/4" male NPT x 3/4" female NPT
- Pair

Code	Finish	Price
EXTTU33C	Chrome	\$ 78
EXTTU33BN	Brushed nickel (PVD)	\$ 91

Off-set elbow pair



- 1/2" inlet male
- 3/4" outlet male
- Pair
- Round flange

Code	Finish	Price
TU02C	Chrome	\$ 91
TU02BN	Brushed nickel (PVD)	\$ 137



DRAWINGS

SHOWERS

DRAWINGS



1 WAY



2 WAYS



3 WAYS



4 WAYS

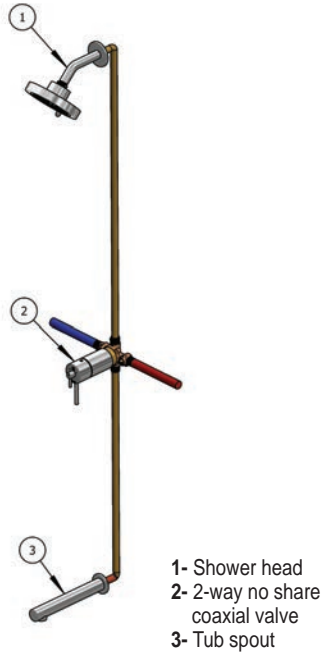
DRAWINGS

FLOW CHART USA

TYPE	MAX WATER FLOW AT 60PSI	
	L/min.	gpm (US)
XX23 2-way Type T/P (thermostatic/pressure balance) coaxial valve	24	6.3
XX44 2-way no share Type T/P (thermostatic/pressure balance) coaxial valve	24	6.3
XX45 3-way Type T/P (thermostatic/pressure balance) coaxial valve	24	6.3
XX47 3-way no share Type T/P (thermostatic/pressure balance) coaxial valve	19	5
XX46 4-way Type T/P (thermostatic/pressure balance) 3/4" coaxial valve	38	10
XX88 4-way no share Type T/P (thermostatic/pressure balance) 3/4" coaxial valve	37	9.8
XX83 4-way Type T/P (thermostatic/pressure balance) 3/4" coaxial valve	76	20
XX51 Type P (pressure balance) valve	22	5.8
9580 2-way electronic valve	19	5
9584 2-way no share electronic valve	15	4
324, 344, 371 2-jet tile body jet	6.2	1.6
340 Body jet	4.5	1.2
327, 390, 350, 370, 377, 337, 397 Eco body jet	2 to 6	0.5 to 1.6
349, 369, 379, 399 Body jet SPIN	3.7	1
Shower head	7.6	2.0
Hand shower	7.6	2.0
486, 487 Shower head	9.5	2.5

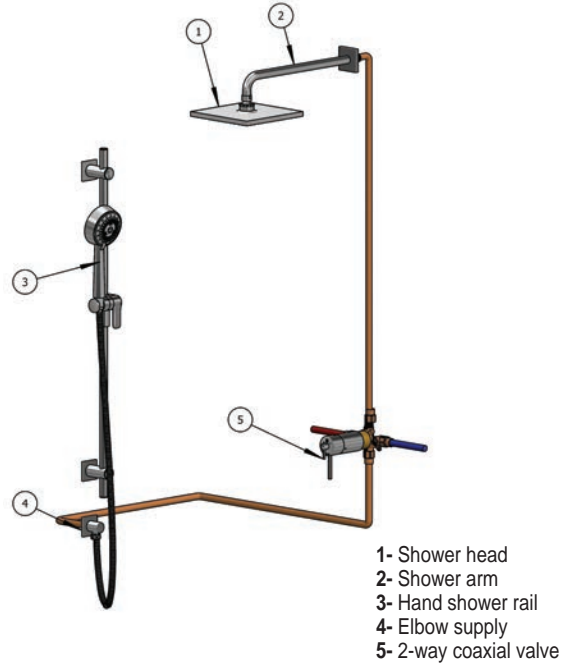
Assembly#4744

Type T/P (thermostatic/pressure balance) 1/2", coaxial 2-way no share system with hand shower and tub spout



Assembly#323

Type T/P (thermostatic/pressure balance) 1/2", coaxial 2-way system with hand shower and shower head



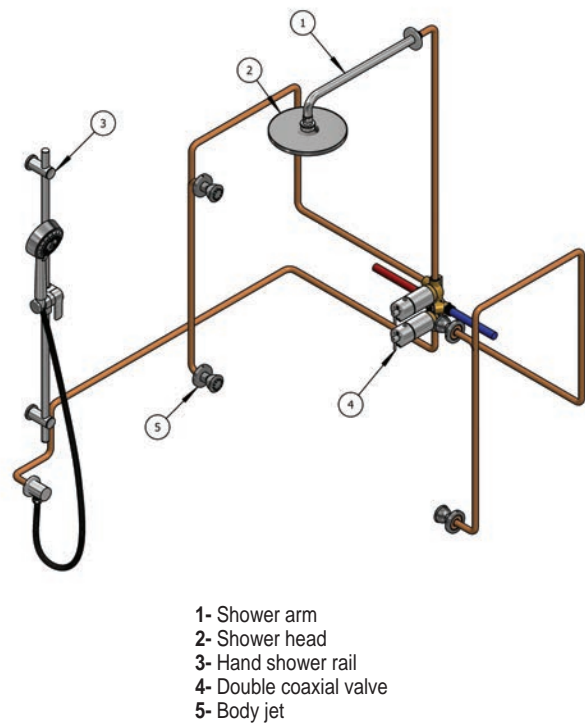
Assembly#1345

Type T/P (thermostatic/pressure balance) 1/2", coaxial 3-way system hand shower rail, shower head and spout



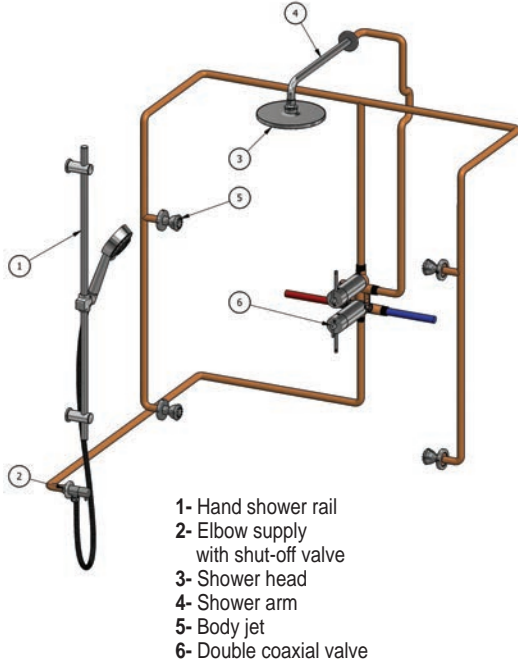
Assembly#446

Type T/P (thermostatic/pressure balance) 3/4", 4-way coaxial system with hand shower rail, 4 body jets and head shower



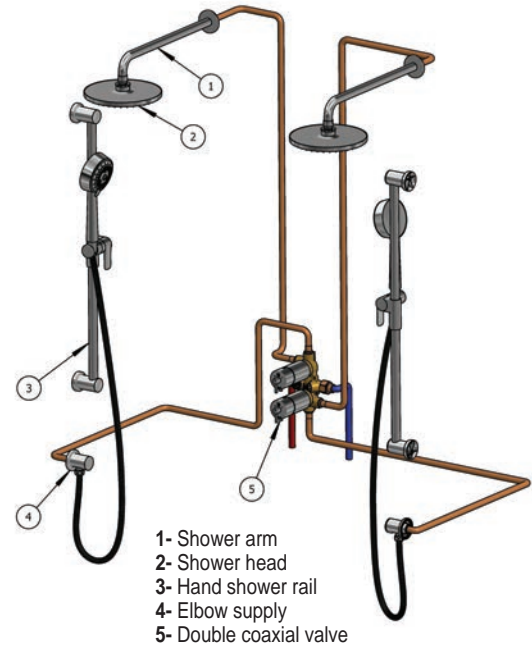
Assembly#483

Type T/P (thermostatic/pressure balance) 3/4", double coaxial system with hand shower rail, 4 body jets and shower head



Assembly#1546

Type T/P (thermostatic/pressure balance) 3/4", 4-way coaxial system with hand shower rails and 2 shower heads





ACCESSORIES

ACCESSORIES

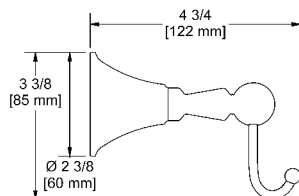


Accessories



Momenti™

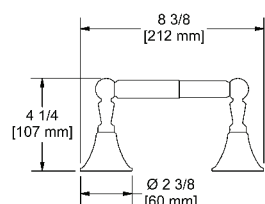
Robe hook



- 4 anchor points

Code	Finish	Price
MM0C	Chrome	\$ 80
MM0BN	Brushed nickel (PVD)	\$ 110
MM0PN	Polished nickel (PVD)	\$ 110
MM0BK	Black	\$ 129

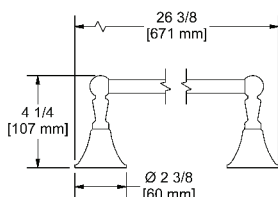
Paper holder



- 4 anchor points

Code	Finish	Price
MM3C	Chrome	\$ 139
MM3BN	Brushed nickel (PVD)	\$ 182
MM3PN	Polished nickel (PVD)	\$ 182
MM3BK	Black	\$ 222

24" towel bar

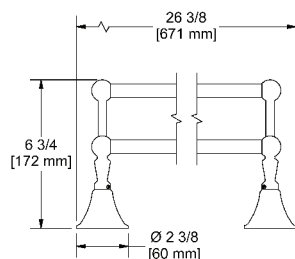


- 4 anchor points

* May be cut to desired length

Code	Finish	Price
MM5C	Chrome	\$ 172
MM5BN	Brushed nickel (PVD)	\$ 234
MM5PN	Polished nickel (PVD)	\$ 234
MM5BK	Black	\$ 275

24" double towel bar

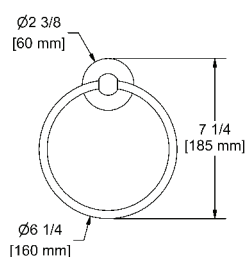


- 4 anchor points

* May be cut to desired length

Code	Finish	Price
MM6C	Chrome	\$ 265
MM6BN	Brushed nickel (PVD)	\$ 350
MM6PN	Polished nickel (PVD)	\$ 350
MM6BK	Black	\$ 421

Towel ring



- 4 anchor points

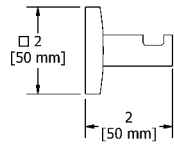
Code	Finish	Price
MM7C	Chrome	\$ 92
MM7BN	Brushed nickel (PVD)	\$ 123
MM7PN	Polished nickel (PVD)	\$ 123
MM7BK	Black	\$ 147

Accessories



Venty

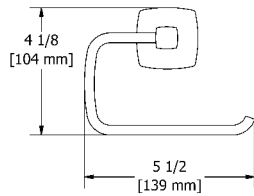
Robe Hook



• 2 anchor points

Code	Finish	Price
VY0C	Chrome	\$ 57

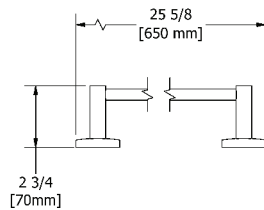
Paper holder



• 2 anchor points

Code	Finish	Price
VY3C	Chrome	\$ 80

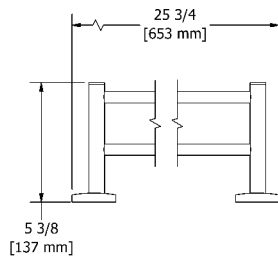
24" towel bar



• 2 anchor points

Code	Finish	Price
VY5C	Chrome	\$ 150

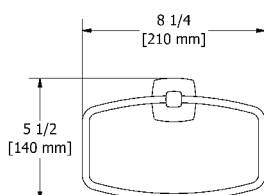
24" double towel bar



• 2 anchor points

Code	Finish	Price
VY6C	Chrome	\$ 210

Towel ring



• 2 anchor points

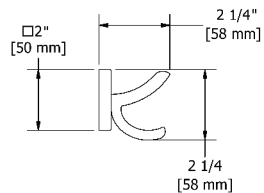
Code	Finish	Price
VY7C	Chrome	\$ 104

Accessories



Salomé

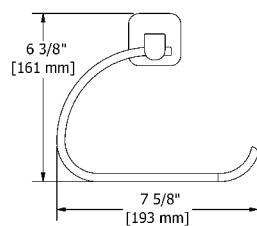
Robe hook



- 4 anchor points

Code	Finish	Price
SA0C	Chrome	\$ 57
SA0PN	Polished nickel (PVD)	\$ 80

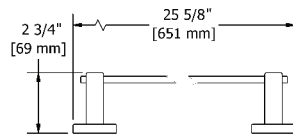
Paper holder



- 4 anchor points

Code	Finish	Price
SA3C	Chrome	\$ 96
SA3PN	Polished nickel (PVD)	\$ 145

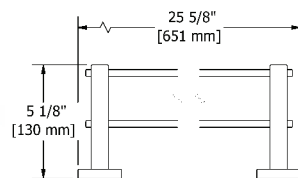
24" towel bar



- 4 anchor points

Code	Finish	Price
SA5C	Chrome	\$ 150
SA5PN	Polished nickel (PVD)	\$ 210

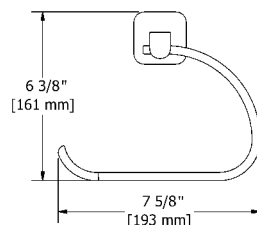
24" double towel bar



- 4 anchor points

Code	Finish	Price
SA6C	Chrome	\$ 220
SA6PN	Polished nickel (PVD)	\$ 303

Towel ring



- 4 anchor points

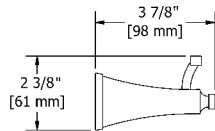
Code	Finish	Price
SA7C	Chrome	\$ 96
SA7PN	Polished nickel (PVD)	\$ 145

Accessories



Eiffel

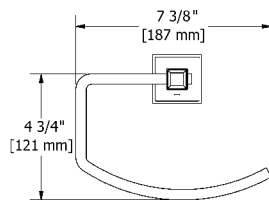
Robe hook



- 4 anchor points

Code	Finish	Price
EF0C	Chrome	\$ 67
EF0BN	Brushed nickel (PVD)	\$ 96
EF0PN	Polished nickel (PVD)	\$ 96

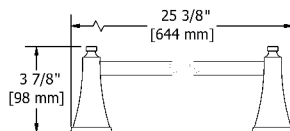
Paper holder



- 4 anchor points

Code	Finish	Price
EF3C	Chrome	\$ 106
EF3BN	Brushed nickel (PVD)	\$ 156
EF3PN	Polished nickel (PVD)	\$ 156

24" towel bar

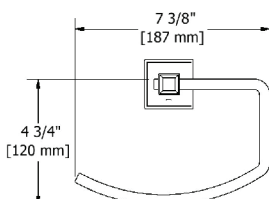


- 4 anchor points

** May be cut to desired length*

Code	Finish	Price
EF5C	Chrome	\$ 147
EF5BN	Brushed nickel (PVD)	\$ 210
EF5PN	Polished nickel (PVD)	\$ 210

Towel ring



- 4 anchor points

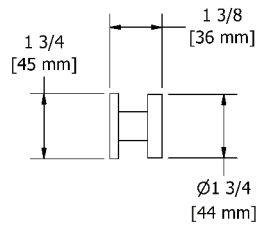
Code	Finish	Price
EF7C	Chrome	\$ 106
EF7BN	Brushed nickel (PVD)	\$ 161
EF7PN	Polished nickel (PVD)	\$ 161

Accessories



Paradox

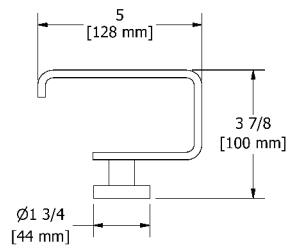
Robe hook



- 2 anchor points

Code	Finish	Price
PX0C	Chrome	\$ 57

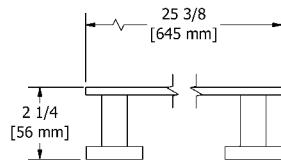
Paper holder



- 2 anchor points

Code	Finish	Price
PX3C	Chrome	\$ 80

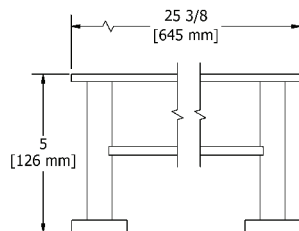
24" towel bar



- 2 anchor points

Code	Finish	Price
PX5C	Chrome	\$ 166

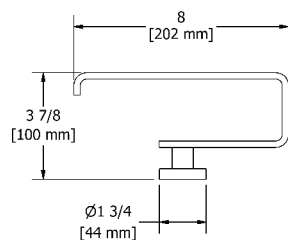
24" double towel bar



- 2 anchor points

Code	Finish	Price
PX6C	Chrome	\$ 278

Towel ring



- 2 anchor points

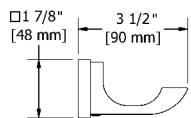
Code	Finish	Price
PX7C	Chrome	\$ 96

Accessories



Zendo

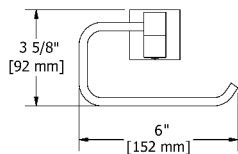
Robe hook



- 4 anchor points

Code	Finish	Price
Z00C	Chrome	\$ 49
Z00BN	Brushed nickel (PVD)	\$ 67
Z00PN	Polished nickel (PVD)	\$ 67

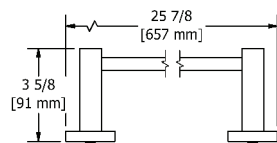
Paper holder



- 4 anchor points

Code	Finish	Price
Z03C	Chrome	\$ 69
Z03BN	Brushed nickel (PVD)	\$ 96
Z03PN	Polished nickel (PVD)	\$ 96

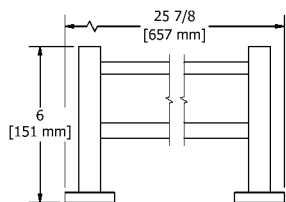
24" towel bar



- 4 anchor points

Code	Finish	Price
Z05C	Chrome	\$ 128
Z05BN	Brushed nickel (PVD)	\$ 174
Z05PN	Polished nickel (PVD)	\$ 174

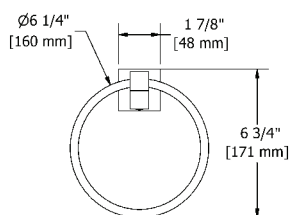
24" double towel bar



- 4 anchor points

Code	Finish	Price
Z06C	Chrome	\$ 198
Z06BN	Brushed nickel (PVD)	\$ 278
Z06PN	Polished nickel (PVD)	\$ 278

Towel ring



- 4 anchor points

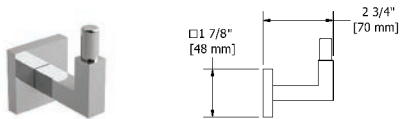
Code	Finish	Price
Z07C	Chrome	\$ 69
Z07BN	Brushed nickel (PVD)	\$ 93
Z07PN	Polished nickel (PVD)	\$ 93

Accessories



KS

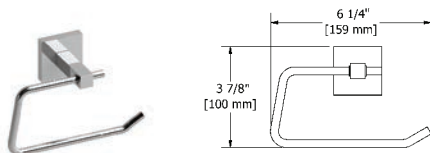
Robe hook



- 4 anchor points

Code	Finish	Price
KS0C	Chrome	\$ 61
KS0BN	Brushed nickel (PVD)	\$ 85

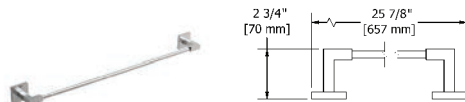
Paper holder



- 4 anchor points

Code	Finish	Price
KS3C	Chrome	\$ 84
KS3BN	Brushed nickel (PVD)	\$ 115

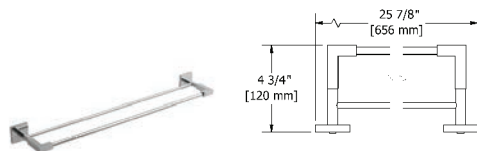
24" towel bar



- 4 anchor points

Code	Finish	Price
KS5C	Chrome	\$ 157
KS5BN	Brushed nickel (PVD)	\$ 205

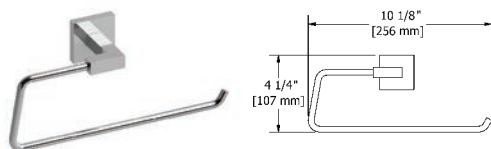
24" double towel bar



- 4 anchor points

Code	Finish	Price
KS6C	Chrome	\$ 241
KS6BN	Brushed nickel (PVD)	\$ 314

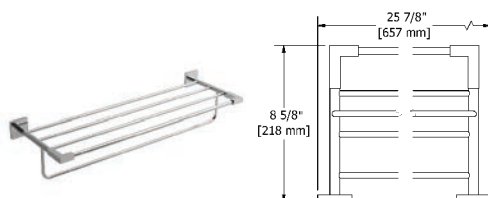
Towel ring



- 4 anchor points

Code	Finish	Price
KS7C	Chrome	\$ 88
KS7BN	Brushed nickel (PVD)	\$ 115

24" towel bar with shelf



- 4 anchor points

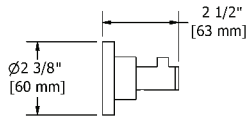
Code	Finish	Price
KS9C	Chrome	\$ 327
KS9BN	Brushed nickel (PVD)	\$ 436

Accessories



Star

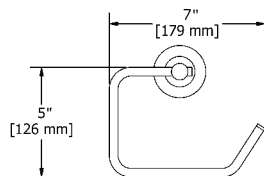
Robe hook



- 4 anchor points

Code	Finish	Price
ST0C	Chrome	\$ 57
ST0BN	Brushed nickel (PVD)	\$ 93
ST0PN	Polished nickel (PVD)	\$ 93

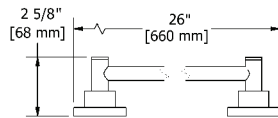
Paper holder



- 4 anchor points

Code	Finish	Price
ST3C	Chrome	\$ 93
ST3BN	Brushed nickel (PVD)	\$ 128
ST3PN	Polished nickel (PVD)	\$ 128

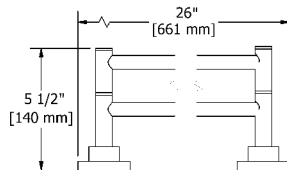
24" towel bar



- 4 anchor points

Code	Finish	Price
ST5C	Chrome	\$ 163
ST5BN	Brushed nickel (PVD)	\$ 220
ST5PN	Polished nickel (PVD)	\$ 220

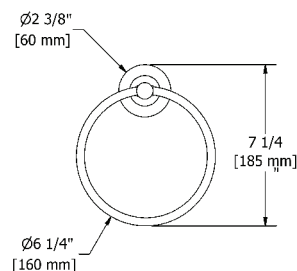
24" double towel bar



- 4 anchor points

Code	Finish	Price
ST6C	Chrome	\$ 244
ST6BN	Brushed nickel (PVD)	\$ 338
ST6PN	Polished nickel (PVD)	\$ 338

Towel ring



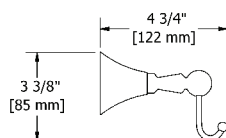
- 4 anchor points

Code	Finish	Price
ST7C	Chrome	\$ 79
ST7BN	Brushed nickel (PVD)	\$ 111
ST7PN	Polished nickel (PVD)	\$ 111

Accessories

Hudson

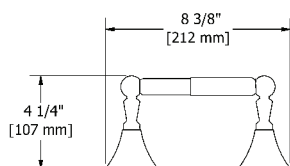
Robe hook



- 4 anchor points

Code	Finish	Price
HU0C	Chrome	\$ 71
HU0BN	Brushed nickel (PVD)	\$ 97
HU0PN	Polished nickel (PVD)	\$ 97

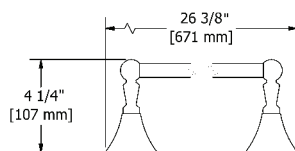
Paper holder



- 4 anchor points

Code	Finish	Price
HU3C	Chrome	\$ 124
HU3BN	Brushed nickel (PVD)	\$ 161
HU3PN	Polished nickel (PVD)	\$ 161

24" towel bar

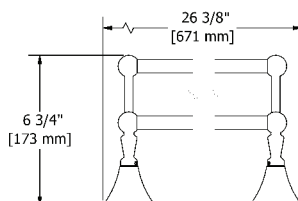


- 4 anchor points

* May be cut to desired length

Code	Finish	Price
HU5C	Chrome	\$ 151
HU5BN	Brushed nickel (PVD)	\$ 206
HU5PN	Polished nickel (PVD)	\$ 206

24" double towel bar

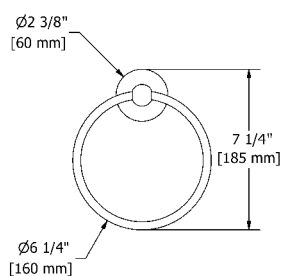


- 4 anchor points

* May be cut to desired length

Code	Finish	Price
HU6C	Chrome	\$ 235
HU6BN	Brushed nickel (PVD)	\$ 310
HU6PN	Polished nickel (PVD)	\$ 310

Towel ring



- 4 anchor points

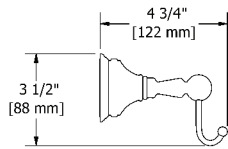
Code	Finish	Price
HU7C	Chrome	\$ 82
HU7BN	Brushed nickel (PVD)	\$ 108
HU7PN	Polished nickel (PVD)	\$ 108

Accessories



Retro

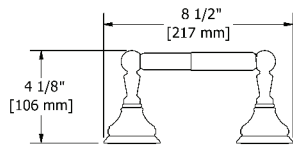
Robe hook



- 4 anchor points

Code	Finish	Price
RT0C	Chrome	\$ 104
RT0BN	Brushed nickel (PVD)	\$ 163
RT0PN	Polished nickel (PVD)	\$ 163

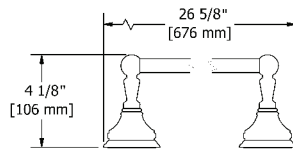
Paper holder



- 4 anchor points

Code	Finish	Price
RT3C	Chrome	\$ 192
RT3BN	Brushed nickel (PVD)	\$ 311
RT3PN	Polished nickel (PVD)	\$ 311

24" towel bar

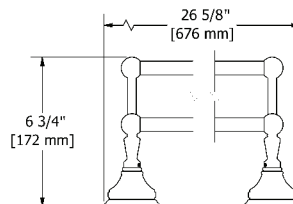


- 4 anchor points

* May be cut to desired length

Code	Finish	Price
RT5C	Chrome	\$ 217
RT5BN	Brushed nickel (PVD)	\$ 327
RT5PN	Polished nickel (PVD)	\$ 327

24" double towel bar

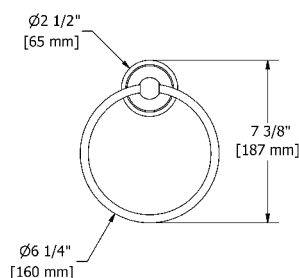


- 4 anchor points

* May be cut to desired length

Code	Finish	Price
RT6C	Chrome	\$ 294
RT6BN	Brushed nickel (PVD)	\$ 436
RT6PN	Polished nickel (PVD)	\$ 436

Towel ring



- 4 anchor points

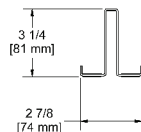
Code	Finish	Price
RT7C	Chrome	\$ 119
RT7BN	Brushed nickel (PVD)	\$ 180
RT7PN	Polished nickel (PVD)	\$ 180

Accessories



Baskets

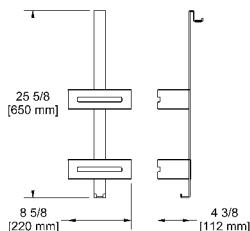
Squeegee holder



- Polished stainless steel
- 3 adaptors for 6, 8 or 10 mm glass included

Code	Finish	Price
225C	Chrome	\$ 75

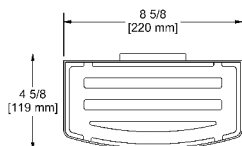
Double basket for shower door



- Polished stainless steel
- Removable interior
- 2 integrated hooks
- 3 adaptors for 6, 8 or 10 mm glass included

Code	Finish	Price
222CW	Chrome/White	\$ 432
222CBK	Chrome/Black	\$ 432

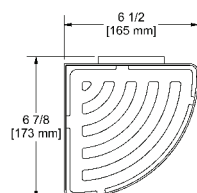

Removable wall basket



- Polished stainless steel
- Hidden anchors
- Removable

Code	Finish	Price
284C	Chrome	\$ 168

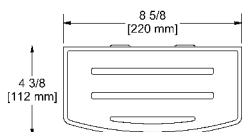
Removable corner basket



- Polished stainless steel
- Hidden anchors
- Removable

Code	Finish	Price
282C	Chrome	\$ 158

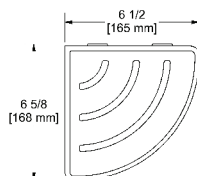
Wall basket



- Polished stainless steel
- Removable insert

Code	Finish	Price
274CW	Chrome/White	\$ 158
274CBK	Chrome/Black	\$ 158

Corner basket



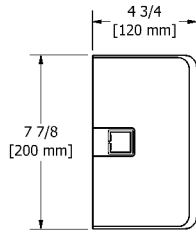
- Polished stainless steel
- Removable insert

Code	Finish	Price
272CW	Chrome/White	\$ 158
272CBK	Chrome/Black	\$ 158

Accessories



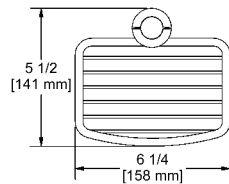
Soap dish for square sliding bar



- Plastic
- For square bar

Code	Finish	Price
240C	Chrome	\$ 69

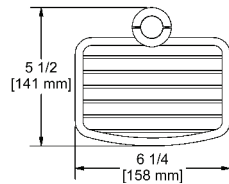
Ø5/8 " for 7/8 " shower rail basket



- Brass

Code	Finish	Price
265C	Chrome	\$ 139

Ø7/8 " for 1" Shower rail basket



- Brass

Code	Finish	Price
275C	Chrome	\$ 139

Ø1" clear soap dish for sliding bar



- Plastic
- For Ø1" slide bar

Code	Finish	Price
200CL	Clear	\$ 19

Ø1", Ø7/8" or Ø3/4" clear soap dish



- Plastic
- For Ø1", Ø7/8" or Ø3/4" slide bar

Code	Finish	Price
5001CL	Clear	\$ 19



GREEN



Riobel GREEN products contribute to a reduction in water consumption without compromising their efficiency. They are even more eco-friendly than WaterSense certified products. Riobel GREEN products save water and are therefore ideal for LEED projects.

FLOW CHART GREEN

	MAX WATER FLOW AT 60PSI	
	L/min.	gpm (US)
XXC-15	5.69	1.5
XXC-10	3.7	1
XXC-05	1.9	0.5
XX44	24	6.3
XX47	19	5
XX88	37	9.8
9584 Genius™ Shower	15	4



Momenti

Code	Description	Flow	Price
MMRDS01JC	Single hole lavatory faucet	5.7 L/min, 1.5 gpm (US) 60psi	\$ 599
MMRDS01JC-10	Single hole lavatory faucet	3.7 L/min, 1 gpm (US) 60psi	\$ 611
MMRDS01JC-05	Single hole lavatory faucet	1.9 L/min, 0.5 gpm (US) 60psi	\$ 611
MMRDS01JCBK	Single hole lavatory faucet	5.7 L/min, 1.5 gpm (US) 60psi	\$ 599
MMRDS01JCBK-10	Single hole lavatory faucet	3.7 L/min, 1 gpm (US) 60psi	\$ 611
MMRDS01JCBK-05	Single hole lavatory faucet	1.9 L/min, 0.5 gpm (US) 60psi	\$ 611
MMRDS01JBN	Single hole lavatory faucet	5.7 L/min, 1.5 gpm (US) 60psi	\$ 781
MMRDS01JBN-10	Single hole lavatory faucet	3.7 L/min, 1 gpm (US) 60psi	\$ 792
MMRDS01JBN-05	Single hole lavatory faucet	1.9 L/min, 0.5 gpm (US) 60psi	\$ 792
MMRDS01JBK	Single hole lavatory faucet	5.7 L/min, 1.5 gpm (US) 60psi	\$ 781
MMRDS01JBK-10	Single hole lavatory faucet	3.7 L/min, 1 gpm (US) 60psi	\$ 792
MMRDS01JBK-05	Single hole lavatory faucet	1.9 L/min, 0.5 gpm (US) 60psi	\$ 792
MMRDS01JPN	Single hole lavatory faucet	5.7 L/min, 1.5 gpm (US) 60psi	\$ 781
MMRDS01JPN-10	Single hole lavatory faucet	3.7 L/min, 1 gpm (US) 60psi	\$ 792
MMRDS01JPN-05	Single hole lavatory faucet	1.9 L/min, 0.5 gpm (US) 60psi	\$ 792
MMRDS01JPBK	Single hole lavatory faucet	5.7 L/min, 1.5 gpm (US) 60psi	\$ 781
MMRDS01JPBK-10	Single hole lavatory faucet	3.7 L/min, 1 gpm (US) 60psi	\$ 792
MMRDS01JPBK-05	Single hole lavatory faucet	1.9 L/min, 0.5 gpm (US) 60psi	\$ 792
MMRDS01JBNBK	Single hole lavatory faucet	5.7 L/min, 1.5 gpm (US) 60psi	\$ 839
MMRDS01JBNBK-10	Single hole lavatory faucet	3.7 L/min, 1 gpm (US) 60psi	\$ 851
MMRDS01JBNBK-05	Single hole lavatory faucet	1.9 L/min, 0.5 gpm (US) 60psi	\$ 851
MMRDS00JC	Single hole lavatory faucet	5.7 L/min, 1.5 gpm (US) 60psi	\$ 577
MMRDS00JC-10	Single hole lavatory faucet	3.7 L/min, 1 gpm (US) 60psi	\$ 588
MMRDS00JC-05	Single hole lavatory faucet	1.9 L/min, 0.5 gpm (US) 60psi	\$ 588
MMRDS00JCBK	Single hole lavatory faucet	5.7 L/min, 1.5 gpm (US) 60psi	\$ 577
MMRDS00JCBK-10	Single hole lavatory faucet	3.7 L/min, 1 gpm (US) 60psi	\$ 588
MMRDS00JCBK-05	Single hole lavatory faucet	1.9 L/min, 0.5 gpm (US) 60psi	\$ 588
MMRDS00JBN	Single hole lavatory faucet	5.7 L/min, 1.5 gpm (US) 60psi	\$ 741
MMRDS00JBN-10	Single hole lavatory faucet	3.7 L/min, 1 gpm (US) 60psi	\$ 752
MMRDS00JBN-05	Single hole lavatory faucet	1.9 L/min, 0.5 gpm (US) 60psi	\$ 752
MMRDS00JBK	Single hole lavatory faucet	5.7 L/min, 1.5 gpm (US) 60psi	\$ 741
MMRDS00JBK-10	Single hole lavatory faucet	3.7 L/min, 1 gpm (US) 60psi	\$ 752
MMRDS00JBK-05	Single hole lavatory faucet	1.9 L/min, 0.5 gpm (US) 60psi	\$ 752
MMRDS00JPN	Single hole lavatory faucet	5.7 L/min, 1.5 gpm (US) 60psi	\$ 741
MMRDS00JPN-10	Single hole lavatory faucet	3.7 L/min, 1 gpm (US) 60psi	\$ 752
MMRDS00JPN-05	Single hole lavatory faucet	1.9 L/min, 0.5 gpm (US) 60psi	\$ 752
MMRDS00JPBK	Single hole lavatory faucet	5.7 L/min, 1.5 gpm (US) 60psi	\$ 741
MMRDS00JPBK-10	Single hole lavatory faucet	3.7 L/min, 1 gpm (US) 60psi	\$ 752
MMRDS00JPBK-05	Single hole lavatory faucet	1.9 L/min, 0.5 gpm (US) 60psi	\$ 752
MMRDS00JBNBK	Single hole lavatory faucet	5.7 L/min, 1.5 gpm (US) 60psi	\$ 784
MMRDS00JBNBK-10	Single hole lavatory faucet	3.7 L/min, 1 gpm (US) 60psi	\$ 795
MMRDS00JBNBK-05	Single hole lavatory faucet	1.9 L/min, 0.5 gpm (US) 60psi	\$ 795
MMRDL01JC	Single hole lavatory faucet	5.7 L/min, 1.5 gpm (US) 60psi	\$ 720
MMRDL01JC-10	Single hole lavatory faucet	3.7 L/min, 1 gpm (US) 60psi	\$ 731
MMRDL01JC-05	Single hole lavatory faucet	1.9 L/min, 0.5 gpm (US) 60psi	\$ 731
MMRDL01JCBK	Single hole lavatory faucet	5.7 L/min, 1.5 gpm (US) 60psi	\$ 720
MMRDL01JCBK-10	Single hole lavatory faucet	3.7 L/min, 1 gpm (US) 60psi	\$ 731
MMRDL01JCBK-05	Single hole lavatory faucet	1.9 L/min, 0.5 gpm (US) 60psi	\$ 731
MMRDL01JBN	Single hole lavatory faucet	5.7 L/min, 1.5 gpm (US) 60psi	\$ 935
MMRDL01JBN-10	Single hole lavatory faucet	3.7 L/min, 1 gpm (US) 60psi	\$ 947
MMRDL01JBN-05	Single hole lavatory faucet	1.9 L/min, 0.5 gpm (US) 60psi	\$ 947
MMRDL01JBK	Single hole lavatory faucet	5.7 L/min, 1.5 gpm (US) 60psi	\$ 935
MMRDL01JBK-10	Single hole lavatory faucet	3.7 L/min, 1 gpm (US) 60psi	\$ 947
MMRDL01JBK-05	Single hole lavatory faucet	1.9 L/min, 0.5 gpm (US) 60psi	\$ 947
MMRDL01JPN	Single hole lavatory faucet	5.7 L/min, 1.5 gpm (US) 60psi	\$ 935
MMRDL01JPN-10	Single hole lavatory faucet	3.7 L/min, 1 gpm (US) 60psi	\$ 947
MMRDL01JPN-05	Single hole lavatory faucet	1.9 L/min, 0.5 gpm (US) 60psi	\$ 947
MMRDL01JPBK	Single hole lavatory faucet	5.7 L/min, 1.5 gpm (US) 60psi	\$ 935
MMRDL01JPBK-10	Single hole lavatory faucet	3.7 L/min, 1 gpm (US) 60psi	\$ 947
MMRDL01JPBK-05	Single hole lavatory faucet	1.9 L/min, 0.5 gpm (US) 60psi	\$ 947
MMRDL01JBNBK	Single hole lavatory faucet	5.7 L/min, 1.5 gpm (US) 60psi	\$ 1008
MMRDL01JBNBK-10	Single hole lavatory faucet	3.7 L/min, 1 gpm (US) 60psi	\$ 1020
MMRDL01JBNBK-05	Single hole lavatory faucet	1.9 L/min, 0.5 gpm (US) 60psi	\$ 1020

Momenti

Code	Description	Flow	Price
MMSQS01JC	Single hole lavatory faucet	5.7 L/min, 1.5 gpm (US) 60psi	\$ 599
MMSQS01JC-10	Single hole lavatory faucet	3.7 L/min, 1 gpm (US) 60psi	\$ 611
MMSQS01JC-05	Single hole lavatory faucet	1.9 L/min, 0.5 gpm (US) 60psi	\$ 611
MMSQS01JCBK	Single hole lavatory faucet	5.7 L/min, 1.5 gpm (US) 60psi	\$ 599
MMSQS01JCBK-10	Single hole lavatory faucet	3.7 L/min, 1 gpm (US) 60psi	\$ 611
MMSQS01JCBK-05	Single hole lavatory faucet	1.9 L/min, 0.5 gpm (US) 60psi	\$ 611
MMSQS01JBN	Single hole lavatory faucet	5.7 L/min, 1.5 gpm (US) 60psi	\$ 781
MMSQS01JBN-10	Single hole lavatory faucet	3.7 L/min, 1 gpm (US) 60psi	\$ 792
MMSQS01JBN-05	Single hole lavatory faucet	1.9 L/min, 0.5 gpm (US) 60psi	\$ 792
MMSQS01JBK	Single hole lavatory faucet	5.7 L/min, 1.5 gpm (US) 60psi	\$ 781
MMSQS01JBK-10	Single hole lavatory faucet	3.7 L/min, 1 gpm (US) 60psi	\$ 792
MMSQS01JBK-05	Single hole lavatory faucet	1.9 L/min, 0.5 gpm (US) 60psi	\$ 792
MMSQS01JPN	Single hole lavatory faucet	5.7 L/min, 1.5 gpm (US) 60psi	\$ 781
MMSQS01JPN-10	Single hole lavatory faucet	3.7 L/min, 1 gpm (US) 60psi	\$ 792
MMSQS01JPN-05	Single hole lavatory faucet	1.9 L/min, 0.5 gpm (US) 60psi	\$ 792
MMSQS01JPBK	Single hole lavatory faucet	5.7 L/min, 1.5 gpm (US) 60psi	\$ 781
MMSQS01JPBK-10	Single hole lavatory faucet	3.7 L/min, 1 gpm (US) 60psi	\$ 792
MMSQS01JPBK-05	Single hole lavatory faucet	1.9 L/min, 0.5 gpm (US) 60psi	\$ 792
MMSQS01JBC	Single hole lavatory faucet	5.7 L/min, 1.5 gpm (US) 60psi	\$ 839
MMSQS01JBC-10	Single hole lavatory faucet	3.7 L/min, 1 gpm (US) 60psi	\$ 851
MMSQS01JBC-05	Single hole lavatory faucet	1.9 L/min, 0.5 gpm (US) 60psi	\$ 851
MMSQS00JC	Single hole lavatory faucet	5.7 L/min, 1.5 gpm (US) 60psi	\$ 577
MMSQS00JC-10	Single hole lavatory faucet	3.7 L/min, 1 gpm (US) 60psi	\$ 588
MMSQS00JC-05	Single hole lavatory faucet	1.9 L/min, 0.5 gpm (US) 60psi	\$ 588
MMSQS00JCBK	Single hole lavatory faucet	5.7 L/min, 1.5 gpm (US) 60psi	\$ 577
MMSQS00JCBK-10	Single hole lavatory faucet	3.7 L/min, 1 gpm (US) 60psi	\$ 588
MMSQS00JCBK-05	Single hole lavatory faucet	1.9 L/min, 0.5 gpm (US) 60psi	\$ 588
MMSQS00JBN	Single hole lavatory faucet	5.7 L/min, 1.5 gpm (US) 60psi	\$ 741
MMSQS00JBN-10	Single hole lavatory faucet	3.7 L/min, 1 gpm (US) 60psi	\$ 752
MMSQS00JBN-05	Single hole lavatory faucet	1.9 L/min, 0.5 gpm (US) 60psi	\$ 752
MMSQS00JBK	Single hole lavatory faucet	5.7 L/min, 1.5 gpm (US) 60psi	\$ 741
MMSQS00JBK-10	Single hole lavatory faucet	3.7 L/min, 1 gpm (US) 60psi	\$ 752
MMSQS00JBK-05	Single hole lavatory faucet	1.9 L/min, 0.5 gpm (US) 60psi	\$ 752
MMSQS00JPN	Single hole lavatory faucet	5.7 L/min, 1.5 gpm (US) 60psi	\$ 741
MMSQS00JPN-10	Single hole lavatory faucet	3.7 L/min, 1 gpm (US) 60psi	\$ 752
MMSQS00JPN-05	Single hole lavatory faucet	1.9 L/min, 0.5 gpm (US) 60psi	\$ 752
MMSQS00JPBK	Single hole lavatory faucet	5.7 L/min, 1.5 gpm (US) 60psi	\$ 741
MMSQS00JPBK-10	Single hole lavatory faucet	3.7 L/min, 1 gpm (US) 60psi	\$ 752
MMSQS00JPBK-05	Single hole lavatory faucet	1.9 L/min, 0.5 gpm (US) 60psi	\$ 752
MMSQS00JBC	Single hole lavatory faucet	5.7 L/min, 1.5 gpm (US) 60psi	\$ 784
MMSQS00JBC-10	Single hole lavatory faucet	3.7 L/min, 1 gpm (US) 60psi	\$ 795
MMSQS00JBC-05	Single hole lavatory faucet	1.9 L/min, 0.5 gpm (US) 60psi	\$ 795
MMSQL01JC	Single hole lavatory faucet	5.7 L/min, 1.5 gpm (US) 60psi	\$ 720
MMSQL01JC-10	Single hole lavatory faucet	3.7 L/min, 1 gpm (US) 60psi	\$ 731
MMSQL01JC-05	Single hole lavatory faucet	1.9 L/min, 0.5 gpm (US) 60psi	\$ 731
MMSQL01JCBK	Single hole lavatory faucet	5.7 L/min, 1.5 gpm (US) 60psi	\$ 720
MMSQL01JCBK-10	Single hole lavatory faucet	3.7 L/min, 1 gpm (US) 60psi	\$ 731
MMSQL01JCBK-05	Single hole lavatory faucet	1.9 L/min, 0.5 gpm (US) 60psi	\$ 731
MMSQL01JBN	Single hole lavatory faucet	5.7 L/min, 1.5 gpm (US) 60psi	\$ 935
MMSQL01JBN-10	Single hole lavatory faucet	3.7 L/min, 1 gpm (US) 60psi	\$ 947
MMSQL01JBN-05	Single hole lavatory faucet	1.9 L/min, 0.5 gpm (US) 60psi	\$ 947
MMSQL01JBK	Single hole lavatory faucet	5.7 L/min, 1.5 gpm (US) 60psi	\$ 935
MMSQL01JBK-10	Single hole lavatory faucet	3.7 L/min, 1 gpm (US) 60psi	\$ 947
MMSQL01JBK-05	Single hole lavatory faucet	1.9 L/min, 0.5 gpm (US) 60psi	\$ 947
MMSQL01JPN	Single hole lavatory faucet	5.7 L/min, 1.5 gpm (US) 60psi	\$ 935
MMSQL01JPN-10	Single hole lavatory faucet	3.7 L/min, 1 gpm (US) 60psi	\$ 947
MMSQL01JPN-05	Single hole lavatory faucet	1.9 L/min, 0.5 gpm (US) 60psi	\$ 947
MMSQL01JPBK	Single hole lavatory faucet	5.7 L/min, 1.5 gpm (US) 60psi	\$ 935
MMSQL01JPBK-10	Single hole lavatory faucet	3.7 L/min, 1 gpm (US) 60psi	\$ 947
MMSQL01JPBK-05	Single hole lavatory faucet	1.9 L/min, 0.5 gpm (US) 60psi	\$ 947
MMSQL01JBC	Single hole lavatory faucet	5.7 L/min, 1.5 gpm (US) 60psi	\$ 1008
MMSQL01JBC-10	Single hole lavatory faucet	3.7 L/min, 1 gpm (US) 60psi	\$ 1020
MMSQL01JBC-05	Single hole lavatory faucet	1.9 L/min, 0.5 gpm (US) 60psi	\$ 1020

Momenti

Code	Description	Flow	Price
MMSQ03JC	8" wall-mount lavatory faucet	5.7 L/min, 1.5 gpm (US) 60psi	\$ 970
MMSQ03JC-10	8" wall-mount lavatory faucet	3.7 L/min, 1 gpm (US) 60psi	\$ 982
MMSQ03JC-05	8" wall-mount lavatory faucet	1.9 L/min, 0.5 gpm (US) 60psi	\$ 982
MMSQ03JCBK	8" wall-mount lavatory faucet	5.7 L/min, 1.5 gpm (US) 60psi	\$ 970
MMSQ03JCBK-10	8" wall-mount lavatory faucet	3.7 L/min, 1 gpm (US) 60psi	\$ 982
MMSQ03JCBK-05	8" wall-mount lavatory faucet	1.9 L/min, 0.5 gpm (US) 60psi	\$ 982
MMSQ03JBN	8" wall-mount lavatory faucet	5.7 L/min, 1.5 gpm (US) 60psi	\$ 1186
MMSQ03JBN-10	8" wall-mount lavatory faucet	3.7 L/min, 1 gpm (US) 60psi	\$ 1197
MMSQ03JBN-05	8" wall-mount lavatory faucet	1.9 L/min, 0.5 gpm (US) 60psi	\$ 1197
MMSQ03JBNBK	8" wall-mount lavatory faucet	5.7 L/min, 1.5 gpm (US) 60psi	\$ 1186
MMSQ03JBNBK-10	8" wall-mount lavatory faucet	3.7 L/min, 1 gpm (US) 60psi	\$ 1197
MMSQ03JBNBK-05	8" wall-mount lavatory faucet	1.9 L/min, 0.5 gpm (US) 60psi	\$ 1197
MMSQ03JPN	8" wall-mount lavatory faucet	5.7 L/min, 1.5 gpm (US) 60psi	\$ 1186
MMSQ03JPN-10	8" wall-mount lavatory faucet	3.7 L/min, 1 gpm (US) 60psi	\$ 1197
MMSQ03JPN-05	8" wall-mount lavatory faucet	1.9 L/min, 0.5 gpm (US) 60psi	\$ 1197
MMSQ03JPNBK	8" wall-mount lavatory faucet	5.7 L/min, 1.5 gpm (US) 60psi	\$ 1186
MMSQ03JPNBK-10	8" wall-mount lavatory faucet	3.7 L/min, 1 gpm (US) 60psi	\$ 1197
MMSQ03JPNBK-05	8" wall-mount lavatory faucet	1.9 L/min, 0.5 gpm (US) 60psi	\$ 1197
MMSQ03JBK	8" wall-mount lavatory faucet	5.7 L/min, 1.5 gpm (US) 60psi	\$ 1358
MMSQ03JBK-10	8" wall-mount lavatory faucet	3.7 L/min, 1 gpm (US) 60psi	\$ 1369
MMSQ03JBK-05	8" wall-mount lavatory faucet	1.9 L/min, 0.5 gpm (US) 60psi	\$ 1369
MMRD08JC	8" lavatory faucet	5.7 L/min, 1.5 gpm (US) 60psi	\$ 799
MMRD08JC-10	8" lavatory faucet	3.7 L/min, 1 gpm (US) 60psi	\$ 809
MMRD08JC-05	8" lavatory faucet	1.9 L/min, 0.5 gpm (US) 60psi	\$ 809
MMRD08JCBK	8" lavatory faucet	5.7 L/min, 1.5 gpm (US) 60psi	\$ 799
MMRD08JCBK-10	8" lavatory faucet	3.7 L/min, 1 gpm (US) 60psi	\$ 809
MMRD08JCBK-05	8" lavatory faucet	1.9 L/min, 0.5 gpm (US) 60psi	\$ 809
MMRD08JBN	8" lavatory faucet	5.7 L/min, 1.5 gpm (US) 60psi	\$ 1025
MMRD08JBN-10	8" lavatory faucet	3.7 L/min, 1 gpm (US) 60psi	\$ 1036
MMRD08JBN-05	8" lavatory faucet	1.9 L/min, 0.5 gpm (US) 60psi	\$ 1036
MMRD08JBNBK	8" lavatory faucet	5.7 L/min, 1.5 gpm (US) 60psi	\$ 1025
MMRD08JBNBK-10	8" lavatory faucet	3.7 L/min, 1 gpm (US) 60psi	\$ 1036
MMRD08JBNBK-05	8" lavatory faucet	1.9 L/min, 0.5 gpm (US) 60psi	\$ 1036
MMRD08JPN	8" lavatory faucet	5.7 L/min, 1.5 gpm (US) 60psi	\$ 1025
MMRD08JPN-10	8" lavatory faucet	3.7 L/min, 1 gpm (US) 60psi	\$ 1036
MMRD08JPN-05	8" lavatory faucet	1.9 L/min, 0.5 gpm (US) 60psi	\$ 1036
MMRD08JPNBK	8" lavatory faucet	5.7 L/min, 1.5 gpm (US) 60psi	\$ 1025
MMRD08JPNBK-10	8" lavatory faucet	3.7 L/min, 1 gpm (US) 60psi	\$ 1036
MMRD08JPNBK-05	8" lavatory faucet	1.9 L/min, 0.5 gpm (US) 60psi	\$ 1036
MMRD08JBK	8" lavatory faucet	5.7 L/min, 1.5 gpm (US) 60psi	\$ 1118
MMRD08JBK-10	8" lavatory faucet	3.7 L/min, 1 gpm (US) 60psi	\$ 1129
MMRD08JBK-05	8" lavatory faucet	1.9 L/min, 0.5 gpm (US) 60psi	\$ 1129
MMSQ08JC	8" lavatory faucet	5.7 L/min, 1.5 gpm (US) 60psi	\$ 799
MMSQ08JC-10	8" lavatory faucet	3.7 L/min, 1 gpm (US) 60psi	\$ 809
MMSQ08JC-05	8" lavatory faucet	1.9 L/min, 0.5 gpm (US) 60psi	\$ 809
MMSQ08JCBK	8" lavatory faucet	5.7 L/min, 1.5 gpm (US) 60psi	\$ 799
MMSQ08JCBK-10	8" lavatory faucet	3.7 L/min, 1 gpm (US) 60psi	\$ 809
MMSQ08JCBK-05	8" lavatory faucet	1.9 L/min, 0.5 gpm (US) 60psi	\$ 809
MMSQ08JBN	8" lavatory faucet	5.7 L/min, 1.5 gpm (US) 60psi	\$ 1025
MMSQ08JBN-10	8" lavatory faucet	3.7 L/min, 1 gpm (US) 60psi	\$ 1036
MMSQ08JBN-05	8" lavatory faucet	1.9 L/min, 0.5 gpm (US) 60psi	\$ 1036
MMSQ08JBNBK	8" lavatory faucet	5.7 L/min, 1.5 gpm (US) 60psi	\$ 1025
MMSQ08JBNBK-10	8" lavatory faucet	3.7 L/min, 1 gpm (US) 60psi	\$ 1036
MMSQ08JBNBK-05	8" lavatory faucet	1.9 L/min, 0.5 gpm (US) 60psi	\$ 1036
MMSQ08JPN	8" lavatory faucet	5.7 L/min, 1.5 gpm (US) 60psi	\$ 1025
MMSQ08JPN-10	8" lavatory faucet	3.7 L/min, 1 gpm (US) 60psi	\$ 1036
MMSQ08JPN-05	8" lavatory faucet	1.9 L/min, 0.5 gpm (US) 60psi	\$ 1036
MMSQ08JPNBK	8" lavatory faucet	5.7 L/min, 1.5 gpm (US) 60psi	\$ 1025
MMSQ08JPNBK-10	8" lavatory faucet	3.7 L/min, 1 gpm (US) 60psi	\$ 1036
MMSQ08JPNBK-05	8" lavatory faucet	1.9 L/min, 0.5 gpm (US) 60psi	\$ 1036
MMSQ08JBK	8" lavatory faucet	5.7 L/min, 1.5 gpm (US) 60psi	\$ 1118
MMSQ08JBK-10	8" lavatory faucet	3.7 L/min, 1 gpm (US) 60psi	\$ 1129
MMSQ08JBK-05	8" lavatory faucet	1.9 L/min, 0.5 gpm (US) 60psi	\$ 1129

Green

Lavatory faucets



Venty

Code	Description	Flow	Price
VYS01C	Single hole lavatory faucet	3.7 L/min, 1 gpm (US) 60psi	\$ 583
VYS01C-05	Single hole lavatory faucet	1.9 L/min, 0.5 gpm (US) 60psi	\$ 594
VYS00C	Single hole lavatory faucet	3.7 L/min, 1 gpm (US) 60psi	\$ 561
VYS00C-05	Single hole lavatory faucet	1.9 L/min, 0.5 gpm (US) 60psi	\$ 572
VYL01C	Single hole lavatory faucet	3.7 L/min, 1 gpm (US) 60psi	\$ 699
VYL01C-05	Single hole lavatory faucet	1.9 L/min, 0.5 gpm (US) 60psi	\$ 711
VY08C	8" lavatory faucet	3.7 L/min, 1 gpm (US) 60psi	\$ 777
VY08C-05	8" lavatory faucet	1.9 L/min, 0.5 gpm (US) 60psi	\$ 787
VY11C	Wall-mount lavatory faucet	5.7 L/min, 1.5 gpm (US) 60psi	\$ 641
VY11C-10	Wall-mount lavatory faucet	3.7 L/min, 1 gpm (US) 60psi	\$ 652
VY11C-05	Wall-mount lavatory faucet	1.9 L/min, 0.5 gpm (US) 60psi	\$ 652

Salomé

Code	Description	Flow	Price
SA01C	Single hole lavatory faucet	4 L/min, 1.06 gpm (US) 60psi	\$ 467
SA01PN	Single hole lavatory faucet	4 L/min, 1.06 gpm (US) 60psi	\$ 641
SA00C	Single hole lavatory faucet	4 L/min, 1.06 gpm (US) 60psi	\$ 444
SA00PN	Single hole lavatory faucet	4 L/min, 1.06 gpm (US) 60psi	\$ 603
SLO1C	Single hole lavatory faucet	4 L/min, 1.06 gpm (US) 60psi	\$ 643
SLO1PN	Single hole lavatory faucet	4 L/min, 1.06 gpm (US) 60psi	\$ 872
SA14C	Floor-mount lavatory faucet	4 L/min, 1.06 gpm (US) 60psi	\$ 1318
SA14PN	Floor-mount lavatory faucet	4 L/min, 1.06 gpm (US) 60psi	\$ 1798
SA08C	8" lavatory faucet	4 L/min, 1.06 gpm (US) 60psi	\$ 830
SA08PN	8" lavatory faucet	4 L/min, 1.06 gpm (US) 60psi	\$ 986
SA11C	Wall-mount lavatory open spout faucet	5.7 L/min, 1.5 gpm (US) 60psi	\$ 583
SA11C-10	Wall-mount lavatory open spout faucet	3.7 L/min, 1 gpm (US) 60psi	\$ 594
SA11PN	Wall-mount lavatory open spout faucet	5.7 L/min, 1.5 gpm (US) 60psi	\$ 758
SA11PN-10	Wall-mount lavatory open spout faucet	3.7 L/min, 1 gpm (US) 60psi	\$ 768

Equinox

Code	Description	Flow	Price
EQS01C	Single hole lavatory faucet	5.7 L/min, 1.5 gpm (US) 60psi	\$ 327
EQS01C-10	Single hole lavatory faucet	3.7 L/min, 1 gpm (US) 60psi	\$ 338
EQS01C-05	Single hole lavatory faucet	1.9 L/min, 0.5 gpm (US) 60psi	\$ 338
EQS00C	Single hole lavatory faucet	5.7 L/min, 1.5 gpm (US) 60psi	\$ 305
EQS00C-10	Single hole lavatory faucet	3.7 L/min, 1 gpm (US) 60psi	\$ 315
EQS00C-05	Single hole lavatory faucet	1.9 L/min, 0.5 gpm (US) 60psi	\$ 315
EQL01C	Single hole lavatory faucet	5.7 L/min, 1.5 gpm (US) 60psi	\$ 436
EQL01C-10	Single hole lavatory faucet	3.7 L/min, 1 gpm (US) 60psi	\$ 447
EQL01C-05	Single hole lavatory faucet	1.9 L/min, 0.5 gpm (US) 60psi	\$ 447
EQ08C	8" lavatory faucet	5.7 L/min, 1.5 gpm (US) 60psi	\$ 476
EQ08C-10	8" lavatory faucet	3.7 L/min, 1 gpm (US) 60psi	\$ 487
EQ08C-05	8" lavatory faucet	1.9 L/min, 0.5 gpm (US) 60psi	\$ 487
EQ11C	Wall-mount lavatory faucet	5.7 L/min, 1.5 gpm (US) 60psi	\$ 436
EQ11C-10	Wall-mount lavatory faucet	3.7 L/min, 1 gpm (US) 60psi	\$ 447
EQ11C-05	Wall-mount lavatory faucet	1.9 L/min, 0.5 gpm (US) 60psi	\$ 447

Eiffel			
Code	Description	Flow	Price
ES01C	Single hole lavatory faucet	5.7 L/min, 1.5 gpm (US) 60psi	\$ 502
ES01C-10	Single hole lavatory faucet	3.7 L/min, 1 gpm (US) 60psi	\$ 512
ES01C-05	Single hole lavatory faucet	1.9 L/min, 0.5 gpm (US) 60psi	\$ 512
ES01BN	Single hole lavatory faucet	5.7 L/min, 1.5 gpm (US) 60psi	\$ 699
ES01BN-10	Single hole lavatory faucet	3.7 L/min, 1 gpm (US) 60psi	\$ 711
ES01BN-05	Single hole lavatory faucet	1.9 L/min, 0.5 gpm (US) 60psi	\$ 711
ES01PN	Single hole lavatory faucet	5.7 L/min, 1.5 gpm (US) 60psi	\$ 699
ES01PN-10	Single hole lavatory faucet	3.7 L/min, 1 gpm (US) 60psi	\$ 711
ES01PN-05	Single hole lavatory faucet	1.9 L/min, 0.5 gpm (US) 60psi	\$ 711
ES00C	Single hole lavatory faucet	5.7 L/min, 1.5 gpm (US) 60psi	\$ 479
ES00C-10	Single hole lavatory faucet	3.7 L/min, 1 gpm (US) 60psi	\$ 490
ES00C-05	Single hole lavatory faucet	1.9 L/min, 0.5 gpm (US) 60psi	\$ 490
ES00BN	Single hole lavatory faucet	5.7 L/min, 1.5 gpm (US) 60psi	\$ 661
ES00BN-10	Single hole lavatory faucet	3.7 L/min, 1 gpm (US) 60psi	\$ 673
ES00BN-05	Single hole lavatory faucet	1.9 L/min, 0.5 gpm (US) 60psi	\$ 673
ES00PN	Single hole lavatory faucet	5.7 L/min, 1.5 gpm (US) 60psi	\$ 661
ES00PN-10	Single hole lavatory faucet	3.7 L/min, 1 gpm (US) 60psi	\$ 673
ES00PN-05	Single hole lavatory faucet	1.9 L/min, 0.5 gpm (US) 60psi	\$ 673
EL01C	Single hole lavatory faucet	5.7 L/min, 1.5 gpm (US) 60psi	\$ 684
EL01C-10	Single hole lavatory faucet	3.7 L/min, 1 gpm (US) 60psi	\$ 694
EL01C-05	Single hole lavatory faucet	1.9 L/min, 0.5 gpm (US) 60psi	\$ 694
EL01BN	Single hole lavatory faucet	5.7 L/min, 1.5 gpm (US) 60psi	\$ 947
EL01BN-10	Single hole lavatory faucet	3.7 L/min, 1 gpm (US) 60psi	\$ 958
EL01BN-05	Single hole lavatory faucet	1.9 L/min, 0.5 gpm (US) 60psi	\$ 958
EL01PN	Single hole lavatory faucet	5.7 L/min, 1.5 gpm (US) 60psi	\$ 947
EL01PN-10	Single hole lavatory faucet	3.7 L/min, 1 gpm (US) 60psi	\$ 958
EL01PN-05	Single hole lavatory faucet	1.9 L/min, 0.5 gpm (US) 60psi	\$ 958
EF03LC	8" wall-mount lavatory faucet	5.7 L/min, 1.5 gpm (US) 60psi	\$ 887
EF03LC-10	8" wall-mount lavatory faucet	3.7 L/min, 1 gpm (US) 60psi	\$ 897
EF03LC-05	8" wall-mount lavatory faucet	1.9 L/min, 0.5 gpm (US) 60psi	\$ 897
EF03LBN	8" wall-mount lavatory faucet	5.7 L/min, 1.5 gpm (US) 60psi	\$ 1097
EF03LBN-10	8" wall-mount lavatory faucet	3.7 L/min, 1 gpm (US) 60psi	\$ 1108
EF03LBN-05	8" wall-mount lavatory faucet	1.9 L/min, 0.5 gpm (US) 60psi	\$ 1108
EF03LPN	8" wall-mount lavatory faucet	5.7 L/min, 1.5 gpm (US) 60psi	\$ 1097
EF03LPN-10	8" wall-mount lavatory faucet	3.7 L/min, 1 gpm (US) 60psi	\$ 1108
EF03LPN-05	8" wall-mount lavatory faucet	1.9 L/min, 0.5 gpm (US) 60psi	\$ 1108
EF08LC	8" lavatory faucet	5.7 L/min, 1.5 gpm (US) 60psi	\$ 866
EF08LC-10	8" lavatory faucet	3.7 L/min, 1 gpm (US) 60psi	\$ 877
EF08LC-05	8" lavatory faucet	1.9 L/min, 0.5 gpm (US) 60psi	\$ 877
EF08LBN	8" lavatory faucet	5.7 L/min, 1.5 gpm (US) 60psi	\$ 1110
EF08LBN-10	8" lavatory faucet	3.7 L/min, 1 gpm (US) 60psi	\$ 1121
EF08LBN-05	8" lavatory faucet	1.9 L/min, 0.5 gpm (US) 60psi	\$ 1121
EF08LPN	8" lavatory faucet	5.7 L/min, 1.5 gpm (US) 60psi	\$ 1110
EF08LPN-10	8" lavatory faucet	3.7 L/min, 1 gpm (US) 60psi	\$ 1121
EF08LPN-05	8" lavatory faucet	1.9 L/min, 0.5 gpm (US) 60psi	\$ 1121

Mizo

Code	Description	Flow	Price
MZ01C	Single hole lavatory faucet	5.7 L/min, 1.5 gpm (US) 60psi	\$ 469
MZ01C-10	Single hole lavatory faucet	3.7 L/min, 1 gpm (US) 60psi	\$ 479
MZ01C-05	Single hole lavatory faucet	1.9 L/min, 0.5 gpm (US) 60psi	\$ 479
MZ00C	Single hole lavatory faucet	5.7 L/min, 1.5 gpm (US) 60psi	\$ 447
MZ00C-10	Single hole lavatory faucet	3.7 L/min, 1 gpm (US) 60psi	\$ 457
MZ00C-05	Single hole lavatory faucet	1.9 L/min, 0.5 gpm (US) 60psi	\$ 457
MZS01C	Single hole lavatory faucet	5.7 L/min, 1.5 gpm (US) 60psi	\$ 250
MZS01C-10	Single hole lavatory faucet	3.7 L/min, 1 gpm (US) 60psi	\$ 261
MZS01C-05	Single hole lavatory faucet	1.9 L/min, 0.5 gpm (US) 60psi	\$ 261
MZS01BN	Single hole lavatory faucet	5.7 L/min, 1.5 gpm (US) 60psi	\$ 348
MZS01BN-10	Single hole lavatory faucet	3.7 L/min, 1 gpm (US) 60psi	\$ 359
MZS01BN-05	Single hole lavatory faucet	1.9 L/min, 0.5 gpm (US) 60psi	\$ 359
MZS00C	Single hole lavatory faucet	5.7 L/min, 1.5 gpm (US) 60psi	\$ 229
MZS00C-10	Single hole lavatory faucet	3.7 L/min, 1 gpm (US) 60psi	\$ 239
MZS00C-05	Single hole lavatory faucet	1.9 L/min, 0.5 gpm (US) 60psi	\$ 239
MZS00BN	Single hole lavatory faucet	5.7 L/min, 1.5 gpm (US) 60psi	\$ 310
MZS00BN-10	Single hole lavatory faucet	3.7 L/min, 1 gpm (US) 60psi	\$ 321
MZS00BN-05	Single hole lavatory faucet	1.9 L/min, 0.5 gpm (US) 60psi	\$ 321
MZL01C	Single hole lavatory faucet	5.7 L/min, 1.5 gpm (US) 60psi	\$ 322
MZL01C-10	Single hole lavatory faucet	3.7 L/min, 1 gpm (US) 60psi	\$ 333
MZL01C-05	Single hole lavatory faucet	1.9 L/min, 0.5 gpm (US) 60psi	\$ 333
MZL01BN	Single hole lavatory faucet	5.7 L/min, 1.5 gpm (US) 60psi	\$ 414
MZL01BN-10	Single hole lavatory faucet	3.7 L/min, 1 gpm (US) 60psi	\$ 424
MZL01BN-05	Single hole lavatory faucet	1.9 L/min, 0.5 gpm (US) 60psi	\$ 424

Fresk

Code	Description	Flow	Price
FRS01C	Single hole lavatory faucet	5.7 L/min, 1.5 gpm (US) 60psi	\$ 327
FRS01C-10	Single hole lavatory faucet	3.7 L/min, 1 gpm (US) 60psi	\$ 338
FRS01C-05	Single hole lavatory faucet	1.9 L/min, 0.5 gpm (US) 60psi	\$ 338
FRS01BN	Single hole lavatory faucet	5.7 L/min, 1.5 gpm (US) 60psi	\$ 403
FRS01BN-10	Single hole lavatory faucet	3.7 L/min, 1 gpm (US) 60psi	\$ 414
FRS01BN-05	Single hole lavatory faucet	1.9 L/min, 0.5 gpm (US) 60psi	\$ 414
FRS00C	Single hole lavatory faucet	5.7 L/min, 1.5 gpm (US) 60psi	\$ 305
FRS00C-10	Single hole lavatory faucet	3.7 L/min, 1 gpm (US) 60psi	\$ 315
FRS00C-05	Single hole lavatory faucet	1.9 L/min, 0.5 gpm (US) 60psi	\$ 315
FRS00BN	Single hole lavatory faucet	5.7 L/min, 1.5 gpm (US) 60psi	\$ 382
FRS00BN-10	Single hole lavatory faucet	3.7 L/min, 1 gpm (US) 60psi	\$ 393
FRS00BN-05	Single hole lavatory faucet	1.9 L/min, 0.5 gpm (US) 60psi	\$ 393
FRL01C	Single hole lavatory faucet	5.7 L/min, 1.5 gpm (US) 60psi	\$ 469
FRL01C-10	Single hole lavatory faucet	3.7 L/min, 1 gpm (US) 60psi	\$ 480
FRL01C-05	Single hole lavatory faucet	1.9 L/min, 0.5 gpm (US) 60psi	\$ 480
FRL01BN	Single hole lavatory faucet	5.7 L/min, 1.5 gpm (US) 60psi	\$ 578
FRL01BN-10	Single hole lavatory faucet	3.7 L/min, 1 gpm (US) 60psi	\$ 589
FRL01BN-05	Single hole lavatory faucet	1.9 L/min, 0.5 gpm (US) 60psi	\$ 589
FR08C	8" lavatory faucet	5.7 L/min, 1.5 gpm (US) 60psi	\$ 476
FR08C-10	8" lavatory faucet	3.7 L/min, 1 gpm (US) 60psi	\$ 487
FR08C-05	8" lavatory faucet	1.9 L/min, 0.5 gpm (US) 60psi	\$ 487
FR08BN	8" lavatory faucet	5.69 L/min, 1.5 gpm (US) 60psi	\$ 593
FR08BN-05	8" lavatory faucet	1.9 L/min, 0.5 gpm (US) 60psi	\$ 604
FR08BN-10	8" lavatory faucet	3.7 L/min, 1 gpm (US) 60psi	\$ 604

Paradox

Code	Description	Flow	Price
PXS01C	Single hole lavatory faucet	4 L/min, 1.06 gpm (US) 60psi	\$ 436
PXS00C	Single hole lavatory faucet	4 L/min, 1.06 gpm (US) 60psi	\$ 414
PXL01C	Single hole lavatory faucet	4 L/min, 1.06 gpm (US) 60psi	\$ 545
PX08C	8" lavatory faucet	4 L/min, 1.06 gpm (US) 60psi	\$ 635
PX11C	Wall-mount lavatory faucet	4 L/min, 1.06 gpm (US) 60psi	\$ 490

Zendo

Code	Description	Flow	Price
ZS01C	Single hole lavatory faucet	5.7 L/min, 1.5 gpm (US) 60psi	\$ 355
ZS01C-10	Single hole lavatory faucet	3.7 L/min, 1 gpm (US) 60psi	\$ 366
ZS01C-05	Single hole lavatory faucet	1.9 L/min, 0.5 gpm (US) 60psi	\$ 366
ZS01BN	Single hole lavatory faucet	5.7 L/min, 1.5 gpm (US) 60psi	\$ 489
ZS01BN-10	Single hole lavatory faucet	3.7 L/min, 1 gpm (US) 60psi	\$ 500
ZS01BN-05	Single hole lavatory faucet	1.9 L/min, 0.5 gpm (US) 60psi	\$ 500
ZS01PN	Single hole lavatory faucet	5.7 L/min, 1.5 gpm (US) 60psi	\$ 489
ZS01PN-10	Single hole lavatory faucet	3.7 L/min, 1 gpm (US) 60psi	\$ 500
ZS01PN-05	Single hole lavatory faucet	1.9 L/min, 0.5 gpm (US) 60psi	\$ 500
ZS00C	Single hole lavatory faucet	5.7 L/min, 1.5 gpm (US) 60psi	\$ 333
ZS00C-10	Single hole lavatory faucet	3.7 L/min, 1 gpm (US) 60psi	\$ 344
ZS00C-05	Single hole lavatory faucet	1.9 L/min, 0.5 gpm (US) 60psi	\$ 344
ZS00BN	Single hole lavatory faucet	5.7 L/min, 1.5 gpm (US) 60psi	\$ 451
ZS00BN-10	Single hole lavatory faucet	3.7 L/min, 1 gpm (US) 60psi	\$ 461
ZS00BN-05	Single hole lavatory faucet	1.9 L/min, 0.5 gpm (US) 60psi	\$ 461
ZS00PN	Single hole lavatory faucet	5.7 L/min, 1.5 gpm (US) 60psi	\$ 451
ZS00PN-10	Single hole lavatory faucet	3.7 L/min, 1 gpm (US) 60psi	\$ 461
ZS00PN-05	Single hole lavatory faucet	1.9 L/min, 0.5 gpm (US) 60psi	\$ 461
ZSOP01C	Single hole lavatory open spout faucet	5.7 L/min, 1.5 gpm (US) 60psi	\$ 469
ZSOP01C-10	Single hole lavatory open spout faucet	3.7 L/min, 1 gpm (US) 60psi	\$ 479
ZSOP01BN	Single hole lavatory open spout faucet	5.7 L/min, 1.5 gpm (US) 60psi	\$ 583
ZSOP01BN-10	Single hole lavatory open spout faucet	3.7 L/min, 1 gpm (US) 60psi	\$ 594
ZSOP00C	Single hole lavatory open spout faucet	5.7 L/min, 1.5 gpm (US) 60psi	\$ 447
ZSOP00C-10	Single hole lavatory open spout faucet	3.7 L/min, 1 gpm (US) 60psi	\$ 457
ZSOP00BN	Single hole lavatory open spout faucet	5.7 L/min, 1.5 gpm (US) 60psi	\$ 545
ZSOP00BN-10	Single hole lavatory open spout faucet w	3.7 L/min, 1 gpm (US) 60psi	\$ 556
ZL01C	Single hole lavatory faucet	5.7 L/min, 1.5 gpm (US) 60psi	\$ 457
ZL01C-10	Single hole lavatory faucet	3.7 L/min, 1 gpm (US) 60psi	\$ 469
ZL01C-05	Single hole lavatory faucet	1.9 L/min, 0.5 gpm (US) 60psi	\$ 469
ZL01BN	Single hole lavatory faucet	5.7 L/min, 1.5 gpm (US) 60psi	\$ 643
ZL01BN-10	Single hole lavatory faucet	3.7 L/min, 1 gpm (US) 60psi	\$ 654
ZL01BN-05	Single hole lavatory faucet	1.9 L/min, 0.5 gpm (US) 60psi	\$ 654
ZL01PN	Single hole lavatory faucet	5.7 L/min, 1.5 gpm (US) 60psi	\$ 643
ZL01PN-10	Single hole lavatory faucet	3.7 L/min, 1 gpm (US) 60psi	\$ 654
ZL01PN-05	Single hole lavatory faucet	1.9 L/min, 0.5 gpm (US) 60psi	\$ 654
ZLOP01C	Single hole lavatory open spout faucet	5.7 L/min, 1.5 gpm (US) 60psi	\$ 588
ZLOP01C-10	Single hole lavatory open spout faucet	3.7 L/min, 1 gpm (US) 60psi	\$ 599
ZLOP01BN	Single hole lavatory open spout faucet	5.7 L/min, 1.5 gpm (US) 60psi	\$ 709
ZLOP01BN-10	Single hole lavatory open spout faucet	3.7 L/min, 1 gpm (US) 60psi	\$ 720
ZO08C	8" lavatory faucet	5.7 L/min, 1.5 gpm (US) 60psi	\$ 567
ZO08C-10	8" lavatory faucet	3.7 L/min, 1 gpm (US) 60psi	\$ 578
ZO08C-05	8" lavatory faucet	1.9 L/min, 0.5 gpm (US) 60psi	\$ 578
ZO08BN	8" lavatory faucet	5.7 L/min, 1.5 gpm (US) 60psi	\$ 705
ZO08BN-10	8" lavatory faucet	3.7 L/min, 1 gpm (US) 60psi	\$ 716
ZO08BN-05	8" lavatory faucet	1.9 L/min, 0.5 gpm (US) 60psi	\$ 716
ZO08PN	8" lavatory faucet	5.7 L/min, 1.5 gpm (US) 60psi	\$ 705
ZO08PN-10	8" lavatory faucet	3.7 L/min, 1 gpm (US) 60psi	\$ 716
ZO08PN-05	8" lavatory faucet	1.9 L/min, 0.5 gpm (US) 60psi	\$ 716
ZOOP08C	8" lavatory open spout faucet	5.7 L/min, 1.5 gpm (US) 60psi	\$ 624
ZOOP08C-10	8" lavatory open spout faucet	3.7 L/min, 1 gpm (US) 60psi	\$ 635
ZOOP08BN	8" lavatory open spout faucet	5.7 L/min, 1.5 gpm (US) 60psi	\$ 730
ZOOP08BN-10	8" lavatory open spout faucet	3.7 L/min, 1 gpm (US) 60psi	\$ 741
ZOOP11C	Wall-mount lavatory open spout faucet	5.7 L/min, 1.5 gpm (US) 60psi	\$ 583
ZOOP11C-10	Wall-mount lavatory open spout faucet	3.7 L/min, 1 gpm (US) 60psi	\$ 594
ZOOP11BN	Wall-mount lavatory open spout faucet	5.7 L/min, 1.5 gpm (US) 60psi	\$ 758
ZOOP11BN-10	Wall-mount lavatory open spout faucet	3.7 L/min, 1 gpm (US) 60psi	\$ 768

Edge

Code	Description	Flow	Price
ED01C	Single hole lavatory faucet	5.7 L/min, 1.5 gpm (US) 60psi	\$ 272
ED01C-10	Single hole lavatory faucet	3.7 L/min, 1 gpm (US) 60psi	\$ 283
ED01C-05	Single hole lavatory faucet	1.9 L/min, 0.5 gpm (US) 60psi	\$ 283
ED01BN	Single hole lavatory faucet	5.7 L/min, 1.5 gpm (US) 60psi	\$ 414
ED01BN-10	Single hole lavatory faucet	3.7 L/min, 1 gpm (US) 60psi	\$ 424
ED01BN-05	Single hole lavatory faucet	1.9 L/min, 0.5 gpm (US) 60psi	\$ 424
ED01PN	Single hole lavatory faucet	5.7 L/min, 1.5 gpm (US) 60psi	\$ 414
ED01PN-10	Single hole lavatory faucet	3.7 L/min, 1 gpm (US) 60psi	\$ 424
ED01PN-05	Single hole lavatory faucet	1.9 L/min, 0.5 gpm (US) 60psi	\$ 424
ED00C	Single hole lavatory faucet	5.7 L/min, 1.5 gpm (US) 60psi	\$ 250
ED00C-10	Single hole lavatory faucet	3.7 L/min, 1 gpm (US) 60psi	\$ 261
ED00C-05	Single hole lavatory faucet	1.9 L/min, 0.5 gpm (US) 60psi	\$ 261
ED00BN	Single hole lavatory faucet	5.7 L/min, 1.5 gpm (US) 60psi	\$ 376
ED00BN-10	Single hole lavatory faucet	3.7 L/min, 1 gpm (US) 60psi	\$ 386
ED00BN-05	Single hole lavatory faucet	1.9 L/min, 0.5 gpm (US) 60psi	\$ 386
ED00PN	Single hole lavatory faucet	5.7 L/min, 1.5 gpm (US) 60psi	\$ 376
ED00PN-10	Single hole lavatory faucet	3.7 L/min, 1 gpm (US) 60psi	\$ 386
ED00PN-05	Single hole lavatory faucet	1.9 L/min, 0.5 gpm (US) 60psi	\$ 386
ED03LC	8" wall-mount lavatory faucet	5.7 L/min, 1.5 gpm (US) 60psi	\$ 556
ED03LC-10	8" wall-mount lavatory faucet	3.7 L/min, 1 gpm (US) 60psi	\$ 567
ED03LC-05	8" wall-mount lavatory faucet	1.9 L/min, 0.5 gpm (US) 60psi	\$ 567
ED03LBN	8" wall-mount lavatory faucet	5.7 L/min, 1.5 gpm (US) 60psi	\$ 683
ED03LBN-10	8" wall-mount lavatory faucet	3.7 L/min, 1 gpm (US) 60psi	\$ 693
ED03LBN-05	8" wall-mount lavatory faucet	1.9 L/min, 0.5 gpm (US) 60psi	\$ 693
ED03LPN	8" wall-mount lavatory faucet	5.7 L/min, 1.5 gpm (US) 60psi	\$ 683
ED03LPN-10	8" wall-mount lavatory faucet	3.7 L/min, 1 gpm (US) 60psi	\$ 693
ED03LPN-05	8" wall-mount lavatory faucet	1.9 L/min, 0.5 gpm (US) 60psi	\$ 693
ED08LC	8" lavatory faucet	5.7 L/min, 1.5 gpm (US) 60psi	\$ 423
ED08LC-10	8" lavatory faucet	3.7 L/min, 1 gpm (US) 60psi	\$ 434
ED08LC-05	8" lavatory faucet	1.9 L/min, 0.5 gpm (US) 60psi	\$ 434
ED08LBN	8" lavatory faucet	5.7 L/min, 1.5 gpm (US) 60psi	\$ 529
ED08LBN-10	8" lavatory faucet	3.7 L/min, 1 gpm (US) 60psi	\$ 540
ED08LBN-05	8" lavatory faucet	1.9 L/min, 0.5 gpm (US) 60psi	\$ 540
ED08LPN	8" lavatory faucet	5.7 L/min, 1.5 gpm (US) 60psi	\$ 529
ED08LPN-10	8" lavatory faucet	3.7 L/min, 1 gpm (US) 60psi	\$ 540
ED08LPN-05	8" lavatory faucet	1.9 L/min, 0.5 gpm (US) 60psi	\$ 540

Sylla

Code	Description	Flow	Price
SY03LC	8" wall-mount lavatory faucet	5.7 L/min, 1.5 gpm (US) 60psi	\$ 676
SY03LC-10	8" wall-mount lavatory faucet	3.7 L/min, 1 gpm (US) 60psi	\$ 687
SY03LC-05	8" wall-mount lavatory faucet	1.9 L/min, 0.5 gpm (US) 60psi	\$ 687
SY03LBN	8" wall-mount lavatory faucet	5.7 L/min, 1.5 gpm (US) 60psi	\$ 814
SY03LBN-10	8" wall-mount lavatory faucet	3.7 L/min, 1 gpm (US) 60psi	\$ 824
SY03LBN-05	8" wall-mount lavatory faucet	1.9 L/min, 0.5 gpm (US) 60psi	\$ 824
SY08LC	8" lavatory faucet	5.7 L/min, 1.5 gpm (US) 60psi	\$ 514
SY08LC-10	8" lavatory faucet	3.7 L/min, 1 gpm (US) 60psi	\$ 525
SY08LC-05	8" lavatory faucet	1.9 L/min, 0.5 gpm (US) 60psi	\$ 525
SY08LBN	8" lavatory faucet	5.7 L/min, 1.5 gpm (US) 60psi	\$ 635
SY08LBN-10	8" lavatory faucet	3.7 L/min, 1 gpm (US) 60psi	\$ 646
SY08LBN-05	8" lavatory faucet	1.9 L/min, 0.5 gpm (US) 60psi	\$ 646

Lavatory faucets

Riu

Code	Description	Flow	Price
RU01C	Single hole lavatory faucet	5.7 L/min, 1.5 gpm (US) 60psi	\$ 327
RU01C-10	Single hole lavatory faucet	3.7 L/min, 1 gpm (US) 60psi	\$ 338
RU01C-05	Single hole lavatory faucet	1.9 L/min, 0.5 gpm (US) 60psi	\$ 338
RU01PN	Single hole lavatory faucet	5.7 L/min, 1.5 gpm (US) 60psi	\$ 436
RU01PN-10	Single hole lavatory faucet	3.7 L/min, 1 gpm (US) 60psi	\$ 447
RU01PN-05	Single hole lavatory faucet	1.9 L/min, 0.5 gpm (US) 60psi	\$ 447
RU00C	Single hole lavatory faucet	5.7 L/min, 1.5 gpm (US) 60psi	\$ 305
RU00C-10	Single hole lavatory faucet	3.7 L/min, 1 gpm (US) 60psi	\$ 315
RU00C-05	Single hole lavatory faucet	1.9 L/min, 0.5 gpm (US) 60psi	\$ 315
RU00PN	Single hole lavatory faucet	5.7 L/min, 1.5 gpm (US) 60psi	\$ 398
RU00PN-10	Single hole lavatory faucet	3.7 L/min, 1 gpm (US) 60psi	\$ 408
RU00PN-05	Single hole lavatory faucet	1.9 L/min, 0.5 gpm (US) 60psi	\$ 408
RL01C	Lavatory single hole faucet	5.7 L/min, 1.5 gpm (US) 60psi	\$ 392
RL01C-10	Lavatory single hole faucet	3.7 L/min, 1 gpm (US) 60psi	\$ 403
RL01C-05	Lavatory single hole faucet	1.9 L/min, 0.5 gpm (US) 60psi	\$ 403
RL01PN	Lavatory single hole faucet	5.7 L/min, 1.5 gpm (US) 60psi	\$ 512
RL01PN-10	Lavatory single hole faucet	3.7 L/min, 1 gpm (US) 60psi	\$ 523
RL01PN-05	Lavatory single hole faucet	1.9 L/min, 0.5 gpm (US) 60psi	\$ 523
RU08LC	8" lavatory faucet	5.7 L/min, 1.5 gpm (US) 60psi	\$ 476
RU08LC-10	8" lavatory faucet	3.7 L/min, 1 gpm (US) 60psi	\$ 487
RU08LC-05	8" lavatory faucet	1.9 L/min, 0.5 gpm (US) 60psi	\$ 487
RU08LPN	8" lavatory faucet	5.7 L/min, 1.5 gpm (US) 60psi	\$ 620
RU08LPN-10	8" lavatory faucet	3.7 L/min, 1 gpm (US) 60psi	\$ 631
RU08LPN-05	8" lavatory faucet	1.9 L/min, 0.5 gpm (US) 60psi	\$ 631
RU11C	Wall-mount lavatory faucet	5.7 L/min, 1.5 gpm (US) 60psi	\$ 384
RU11C-10	Wall-mount lavatory faucet	3.7 L/min, 1 gpm (US) 60psi	\$ 396
RU11C-05	Wall-mount lavatory faucet	1.9 L/min, 0.5 gpm (US) 60psi	\$ 396
RU11PN	Wall-mount lavatory faucet	5.7 L/min, 1.5 gpm (US) 60psi	\$ 524
RU11PN-10	Wall-mount lavatory faucet	3.7 L/min, 1 gpm (US) 60psi	\$ 535
RU11PN-05	Wall-mount lavatory faucet	1.9 L/min, 0.5 gpm (US) 60psi	\$ 535

CS

Code	Description	Flow	Price
CS01C	Single hole lavatory faucet	5.7 L/min, 1.5 gpm (US) 60psi	\$ 250
CS01C-10	Single hole lavatory faucet	3.7 L/min, 1 gpm (US) 60psi	\$ 261
CS01C-05	Single hole lavatory faucet	1.9 L/min, 0.5 gpm (US) 60psi	\$ 261
CS01BN	Single hole lavatory faucet	5.7 L/min, 1.5 gpm (US) 60psi	\$ 370
CS01BN-10	Single hole lavatory faucet	3.7 L/min, 1 gpm (US) 60psi	\$ 381
CS01BN-05	Single hole lavatory faucet	1.9 L/min, 0.5 gpm (US) 60psi	\$ 381
CS00C	Single hole lavatory faucet	5.7 L/min, 1.5 gpm (US) 60psi	\$ 229
CS00C-10	Single hole lavatory faucet	3.7 L/min, 1 gpm (US) 60psi	\$ 239
CS00C-05	Single hole lavatory faucet	1.9 L/min, 0.5 gpm (US) 60psi	\$ 239
CS00BN	Single hole lavatory faucet	5.7 L/min, 1.5 gpm (US) 60psi	\$ 332
CS00BN-10	Single hole lavatory faucet	3.7 L/min, 1 gpm (US) 60psi	\$ 343
CS00BN-05	Single hole lavatory faucet	1.9 L/min, 0.5 gpm (US) 60psi	\$ 343
CL01C	Single hole lavatory faucet	5.7 L/min, 1.5 gpm (US) 60psi	\$ 348
CL01C-10	Single hole lavatory faucet	3.7 L/min, 1 gpm (US) 60psi	\$ 359
CL01C-05	Single hole lavatory faucet	1.9 L/min, 0.5 gpm (US) 60psi	\$ 359
CL01BN	Single hole lavatory faucet	5.7 L/min, 1.5 gpm (US) 60psi	\$ 490
CL01BN-10	Single hole lavatory faucet	3.7 L/min, 1 gpm (US) 60psi	\$ 502
CL01BN-05	Single hole lavatory faucet	1.9 L/min, 0.5 gpm (US) 60psi	\$ 502
BM01C	Single hole lavatory faucet	5.7 L/min, 1.5 gpm (US) 60psi	\$ 315
BM01C-10	Single hole lavatory faucet	3.7 L/min, 1 gpm (US) 60psi	\$ 327
BM01C-05	Single hole lavatory faucet	1.9 L/min, 0.5 gpm (US) 60psi	\$ 327

Pallace

Code	Description	Flow	Price
PAS01C	Single hole lavatory faucet	5.7 L/min, 1.5 gpm (US) 60psi	\$ 349
PAS01C-10	Single hole lavatory faucet	3.7 L/min, 1 gpm (US) 60psi	\$ 361
PAS01C-05	Single hole lavatory faucet	1.9 L/min, 0.5 gpm (US) 60psi	\$ 361
PAS01BN	Single hole lavatory faucet	5.7 L/min, 1.5 gpm (US) 60psi	\$ 467
PAS01BN-10	Single hole lavatory faucet	3.7 L/min, 1 gpm (US) 60psi	\$ 477
PAS01BN-05	Single hole lavatory faucet	1.9 L/min, 0.5 gpm (US) 60psi	\$ 477
PAS01PN	Single hole lavatory faucet	5.7 L/min, 1.5 gpm (US) 60psi	\$ 467
PAS01PN-10	Single hole lavatory faucet	3.7 L/min, 1 gpm (US) 60psi	\$ 477
PAS01PN-05	Single hole lavatory faucet	1.9 L/min, 0.5 gpm (US) 60psi	\$ 477
PAS00C	Single hole lavatory faucet	5.7 L/min, 1.5 gpm (US) 60psi	\$ 328
PAS00C-10	Single hole lavatory faucet	3.7 L/min, 1 gpm (US) 60psi	\$ 339
PAS00C-05	Single hole lavatory faucet	1.9 L/min, 0.5 gpm (US) 60psi	\$ 339
PAS00BN	Single hole lavatory faucet	5.7 L/min, 1.5 gpm (US) 60psi	\$ 428
PAS00BN-10	Single hole lavatory faucet	3.7 L/min, 1 gpm (US) 60psi	\$ 439
PAS00BN-05	Single hole lavatory faucet	1.9 L/min, 0.5 gpm (US) 60psi	\$ 439
PAS00PN	Single hole lavatory faucet	5.7 L/min, 1.5 gpm (US) 60psi	\$ 428
PAS00PN-10	Single hole lavatory faucet	3.7 L/min, 1 gpm (US) 60psi	\$ 439
PAS00PN-05	Single hole lavatory faucet	1.9 L/min, 0.5 gpm (US) 60psi	\$ 439
PA01LC	Single hole lavatory faucet	5.7 L/min, 1.5 gpm (US) 60psi	\$ 512
PA01LC-10	Single hole lavatory faucet	3.7 L/min, 1 gpm (US) 60psi	\$ 523
PA01LC-05	Single hole lavatory faucet	1.9 L/min, 0.5 gpm (US) 60psi	\$ 523
PA00LC	Single hole lavatory faucet	5.7 L/min, 1.5 gpm (US) 60psi	\$ 490
PA00LC-10	Single hole lavatory faucet	3.7 L/min, 1 gpm (US) 60psi	\$ 502
PA00LC-05	Single hole lavatory faucet	1.9 L/min, 0.5 gpm (US) 60psi	\$ 502
PA03LC	8" wall-mount lavatory faucet	5.7 L/min, 1.5 gpm (US) 60psi	\$ 654
PA03LC-10	8" wall-mount lavatory faucet	3.7 L/min, 1 gpm (US) 60psi	\$ 665
PA03LC-05	8" wall-mount lavatory faucet	1.9 L/min, 0.5 gpm (US) 60psi	\$ 665
PA03LBN	8" wall-mount lavatory faucet	5.7 L/min, 1.5 gpm (US) 60psi	\$ 811
PA03LBN-10	8" wall-mount lavatory faucet	3.7 L/min, 1 gpm (US) 60psi	\$ 821
PA03LBN-05	8" wall-mount lavatory faucet	1.9 L/min, 0.5 gpm (US) 60psi	\$ 821
PA03LPN	8" wall-mount lavatory faucet	5.7 L/min, 1.5 gpm (US) 60psi	\$ 811
PA03LPN-10	8" wall-mount lavatory faucet	3.7 L/min, 1 gpm (US) 60psi	\$ 821
PA03LPN-05	8" wall-mount lavatory faucet	1.9 L/min, 0.5 gpm (US) 60psi	\$ 821
PA08LC	8" lavatory faucet	5.7 L/min, 1.5 gpm (US) 60psi	\$ 529
PA08LC-10	8" lavatory faucet	3.7 L/min, 1 gpm (US) 60psi	\$ 540
PA08LC-05	8" lavatory faucet	1.9 L/min, 0.5 gpm (US) 60psi	\$ 540
PA08LBN	8" lavatory faucet	5.7 L/min, 1.5 gpm (US) 60psi	\$ 688
PA08LBN-10	8" lavatory faucet	3.7 L/min, 1 gpm (US) 60psi	\$ 699
PA08LBN-05	8" lavatory faucet	1.9 L/min, 0.5 gpm (US) 60psi	\$ 699
PA08LPN	8" lavatory faucet	5.7 L/min, 1.5 gpm (US) 60psi	\$ 688
PA08LPN-10	8" lavatory faucet	3.7 L/min, 1 gpm (US) 60psi	\$ 699
PA08LPN-05	8" lavatory faucet	1.9 L/min, 0.5 gpm (US) 60psi	\$ 699

Profile

Code	Description	Flow	Price
PFTQ03TC	8" wall-mount lavatory faucet	5.7 L/min, 1.5 gpm (US) 60psi	\$ 676
PFTQ03TC-10	8" wall-mount lavatory faucet	3.7 L/min, 1 gpm (US) 60psi	\$ 687
PFTQ08TC	8" lavatory faucet	5.7 L/min, 1.5 gpm (US) 60psi	\$ 550
PFTQ08TC-10	8" lavatory faucet	3.7 L/min, 1 gpm (US) 60psi	\$ 561

Lavatory faucets

GS

Code	Description	Flow	Price
GS01C	Single hole lavatory faucet	5.7 L/min, 1.5 gpm (US) 60psi	\$ 283
GS01C-10	Single hole lavatory faucet	3.7 L/min, 1 gpm (US) 60psi	\$ 294
GS01C-05	Single hole lavatory faucet	1.9 L/min, 0.5 gpm (US) 60psi	\$ 294
GS00C	Single hole lavatory faucet	5.7 L/min, 1.5 gpm (US) 60psi	\$ 261
GS00C-10	Single hole lavatory faucet	3.7 L/min, 1 gpm (US) 60psi	\$ 272
GS00C-05	Single hole lavatory faucet	1.9 L/min, 0.5 gpm (US) 60psi	\$ 272
GL01C	Single hole lavatory faucet	5.7 L/min, 1.5 gpm (US) 60psi	\$ 403
GL01C-10	Single hole lavatory faucet	3.7 L/min, 1 gpm (US) 60psi	\$ 414
GL01C-05	Single hole lavatory faucet	1.9 L/min, 0.5 gpm (US) 60psi	\$ 414
GS11C	Wall-mount lavatory faucet	5.7 L/min, 1.5 gpm (US) 60psi	\$ 387
GS11C-10	Wall-mount lavatory faucet	3.7 L/min, 1 gpm (US) 60psi	\$ 399
GS11C-05	Wall-mount lavatory faucet	1.9 L/min, 0.5 gpm (US) 60psi	\$ 399

Altitude

Code	Description	Flow	Price
ASOP01C	Single hole lavatory open spout faucet	5.7 L/min, 1.5 gpm (US) 60psi	\$ 469
ASOP01C-10	Single hole lavatory open spout faucet	3.7 L/min, 1 gpm (US) 60psi	\$ 479
ASOP01BN	Single hole lavatory open spout faucet	5.7 L/min, 1.5 gpm (US) 60psi	\$ 650
ASOP01BN-10	Single hole lavatory open spout faucet	3.7 L/min, 1 gpm (US) 60psi	\$ 660
ASOP01PN	Single hole lavatory open spout faucet	5.7 L/min, 1.5 gpm (US) 60psi	\$ 650
ASOP01PN-10	Single hole lavatory open spout faucet	3.7 L/min, 1 gpm (US) 60psi	\$ 660
ASOP00C	Single hole lavatory open spout faucet	5.7 L/min, 1.5 gpm (US) 60psi	\$ 447
ASOP00C-10	Single hole lavatory open spout faucet	3.7 L/min, 1 gpm (US) 60psi	\$ 457
ASOP00BN	Single hole lavatory open spout faucet	5.7 L/min, 1.5 gpm (US) 60psi	\$ 612
ASOP00BN-10	Single hole lavatory open spout faucet	3.7 L/min, 1 gpm (US) 60psi	\$ 622
ASOP00PN	Single hole lavatory open spout faucet	5.7 L/min, 1.5 gpm (US) 60psi	\$ 612
ASOP00PN-10	Single hole lavatory open spout faucet	3.7 L/min, 1 gpm (US) 60psi	\$ 622
ALOP01C	Single hole lavatory open spout faucet	5.7 L/min, 1.5 gpm (US) 60psi	\$ 512
ALOP01C-10	Single hole lavatory faucet open spout	3.7 L/min, 1 gpm (US) 60psi	\$ 523
ALOP01BN	Single hole lavatory open spout faucet	5.7 L/min, 1.5 gpm (US) 60psi	\$ 697
ALOP01BN-10	Single hole lavatory faucet open spout	3.7 L/min, 1 gpm (US) 60psi	\$ 709
ALOP01PN	Single hole lavatory open spout faucet	5.7 L/min, 1.5 gpm (US) 60psi	\$ 697
ALOP01PN-10	Single hole lavatory faucet open spout	3.7 L/min, 1 gpm (US) 60psi	\$ 709

Classic

Code	Description	Flow	Price
MA08LC	8" lavatory faucet	5.7 L/min, 1.5 gpm (US) 60psi	\$ 444
MA08LC-10	8" lavatory faucet	3.7 L/min, 1 gpm (US) 60psi	\$ 455
MA08LC-05	8" lavatory faucet	1.9 L/min, 0.5 gpm (US) 60psi	\$ 455
MA08LBN	8" lavatory faucet	5.7 L/min, 1.5 gpm (US) 60psi	\$ 567
MA08LBN-10	8" lavatory faucet	3.7 L/min, 1 gpm (US) 60psi	\$ 578
MA08LBN-05	8" lavatory faucet	1.9 L/min, 0.5 gpm (US) 60psi	\$ 578
FI08LC	8" lavatory faucet	5.7 L/min, 1.5 gpm (US) 60psi	\$ 444
FI08LC-10	8" lavatory faucet	3.7 L/min, 1 gpm (US) 60psi	\$ 455
FI08LC-05	8" lavatory faucet	1.9 L/min, 0.5 gpm (US) 60psi	\$ 455
FI08LBN	8" lavatory faucet	5.7 L/min, 1.5 gpm (US) 60psi	\$ 567
FI08LBN-10	8" lavatory faucet	3.7 L/min, 1 gpm (US) 60psi	\$ 578
FI08LBN-05	8" lavatory faucet	1.9 L/min, 0.5 gpm (US) 60psi	\$ 578
GN08LC	8" lavatory faucet	5.7 L/min, 1.5 gpm (US) 60psi	\$ 487
GN08LC-10	8" lavatory faucet	3.7 L/min, 1 gpm (US) 60psi	\$ 497
GN08LC-05	8" lavatory faucet	1.9 L/min, 0.5 gpm (US) 60psi	\$ 497
GN08LCW	8" lavatory faucet	5.7 L/min, 1.5 gpm (US) 60psi	\$ 487
GN08LCW-10	8" lavatory faucet	3.7 L/min, 1 gpm (US) 60psi	\$ 497
GN08LCW-05	8" lavatory faucet	1.9 L/min, 0.5 gpm (US) 60psi	\$ 497
GN08LBN	8" lavatory faucet	5.7 L/min, 1.5 gpm (US) 60psi	\$ 610
GN08LBN-10	8" lavatory faucet	3.7 L/min, 1 gpm (US) 60psi	\$ 620
GN08LBN-05	8" lavatory faucet	1.9 L/min, 0.5 gpm (US) 60psi	\$ 620
GN08LPN	8" lavatory faucet	5.7 L/min, 1.5 gpm (US) 60psi	\$ 610
GN08LPN-10	8" lavatory faucet	3.7 L/min, 1 gpm (US) 60psi	\$ 620
GN08LPN-05	8" lavatory faucet	1.9 L/min, 0.5 gpm (US) 60psi	\$ 620

Classic

Code	Description	Flow	Price
PR08LC	8" lavatory faucet	5.7 L/min, 1.5 gpm (US) 60psi	\$ 497
PR08LC-10	8" lavatory faucet	3.7 L/min, 1 gpm (US) 60psi	\$ 508
PR08LC-05	8" lavatory faucet	1.9 L/min, 0.5 gpm (US) 60psi	\$ 508
PR08LCW	8" lavatory faucet	5.7 L/min, 1.5 gpm (US) 60psi	\$ 497
PR08LCW-10	8" lavatory faucet	3.7 L/min, 1 gpm (US) 60psi	\$ 508
PR08LCW-05	8" lavatory faucet	1.9 L/min, 0.5 gpm (US) 60psi	\$ 508
PR08LBN	8" lavatory faucet	5.7 L/min, 1.5 gpm (US) 60psi	\$ 620
PR08LBN-10	8" lavatory faucet	3.7 L/min, 1 gpm (US) 60psi	\$ 631
PR08LBN-05	8" lavatory faucet	1.9 L/min, 0.5 gpm (US) 60psi	\$ 631

Retro

Code	Description	Flow	Price
AS01C	Single hole lavatory faucet	5.7 L/min, 1.5 gpm (US) 60psi	\$ 479
AS01C-10	Single hole lavatory faucet	3.7 L/min, 1 gpm (US) 60psi	\$ 490
AS01C-05	Single hole lavatory faucet	1.9 L/min, 0.5 gpm (US) 60psi	\$ 490
AS01BN	Single hole lavatory faucet	5.7 L/min, 1.5 gpm (US) 60psi	\$ 654
AS01BN-10	Single hole lavatory faucet	3.7 L/min, 1 gpm (US) 60psi	\$ 665
AS01BN-05	Single hole lavatory faucet	1.9 L/min, 0.5 gpm (US) 60psi	\$ 665
AS01PN	Single hole lavatory faucet	5.7 L/min, 1.5 gpm (US) 60psi	\$ 654
AS01PN-10	Single hole lavatory faucet	3.7 L/min, 1 gpm (US) 60psi	\$ 665
AS01PN-05	Single hole lavatory faucet	1.9 L/min, 0.5 gpm (US) 60psi	\$ 665
AS00C	Single hole lavatory faucet	5.7 L/min, 1.5 gpm (US) 60psi	\$ 457
AS00C-10	Single hole lavatory faucet	3.7 L/min, 1 gpm (US) 60psi	\$ 469
AS00C-05	Single hole lavatory faucet	1.9 L/min, 0.5 gpm (US) 60psi	\$ 469
AS00BN	Single hole lavatory faucet	5.7 L/min, 1.5 gpm (US) 60psi	\$ 616
AS00BN-10	Single hole lavatory faucet	3.7 L/min, 1 gpm (US) 60psi	\$ 626
AS00BN-05	Single hole lavatory faucet	1.9 L/min, 0.5 gpm (US) 60psi	\$ 626
AS00PN	Single hole lavatory faucet	5.7 L/min, 1.5 gpm (US) 60psi	\$ 616
AS00PN-10	Single hole lavatory faucet	3.7 L/min, 1 gpm (US) 60psi	\$ 626
AS00PN-05	Single hole lavatory faucet	1.9 L/min, 0.5 gpm (US) 60psi	\$ 626
AL01C	Single hole lavatory faucet	5.7 L/min, 1.5 gpm (US) 60psi	\$ 496
AL01C-10	Single hole lavatory faucet	3.7 L/min, 1 gpm (US) 60psi	\$ 508
AL01C-05	Single hole lavatory faucet	1.9 L/min, 0.5 gpm (US) 60psi	\$ 508
AL01BN	Single hole lavatory faucet	5.7 L/min, 1.5 gpm (US) 60psi	\$ 697
AL01BN-10	Single hole lavatory faucet	3.7 L/min, 1 gpm (US) 60psi	\$ 709
AL01BN-05	Single hole lavatory faucet	1.9 L/min, 0.5 gpm (US) 60psi	\$ 709
AL01PN	Single hole lavatory faucet	5.7 L/min, 1.5 gpm (US) 60psi	\$ 697
AL01PN-10	Single hole lavatory faucet	3.7 L/min, 1 gpm (US) 60psi	\$ 709
AL01PN-05	Single hole lavatory faucet	1.9 L/min, 0.5 gpm (US) 60psi	\$ 709
RT01XC	Single hole lavatory faucet	5.7 L/min, 1.5 gpm (US) 60psi	\$ 502
RT01XC-10	Single hole lavatory faucet	3.7 L/min, 1 gpm (US) 60psi	\$ 512
RT01XC-05	Single hole lavatory faucet	1.9 L/min, 0.5 gpm (US) 60psi	\$ 512
RT01XBN	Single hole lavatory faucet	5.7 L/min, 1.5 gpm (US) 60psi	\$ 676
RT01XBN-10	Single hole lavatory faucet	3.7 L/min, 1 gpm (US) 60psi	\$ 687
RT01XBN-05	Single hole lavatory faucet	1.9 L/min, 0.5 gpm (US) 60psi	\$ 687
RT00XC	Single hole lavatory faucet	5.7 L/min, 1.5 gpm (US) 60psi	\$ 479
RT00XC-10	Single hole lavatory faucet	3.7 L/min, 1 gpm (US) 60psi	\$ 490
RT00XC-05	Single hole lavatory faucet	1.9 L/min, 0.5 gpm (US) 60psi	\$ 490
RT00XBN	Single hole lavatory faucet	5.7 L/min, 1.5 gpm (US) 60psi	\$ 638
RT00XBN-10	Single hole lavatory faucet	3.7 L/min, 1 gpm (US) 60psi	\$ 649
RT00XBN-05	Single hole lavatory faucet	1.9 L/min, 0.5 gpm (US) 60psi	\$ 649
RT01+C	Single hole lavatory faucet	5.7 L/min, 1.5 gpm (US) 60psi	\$ 502
RT01+C-10	Single hole lavatory faucet	3.7 L/min, 1 gpm (US) 60psi	\$ 512
RT01+C-05	Single hole lavatory faucet	1.9 L/min, 0.5 gpm (US) 60psi	\$ 512
RT01+BN	Single hole lavatory faucet	5.7 L/min, 1.5 gpm (US) 60psi	\$ 676
RT01+BN-10	Single hole lavatory faucet	3.7 L/min, 1 gpm (US) 60psi	\$ 687
RT01+BN-05	Single hole lavatory faucet	1.9 L/min, 0.5 gpm (US) 60psi	\$ 687
RT00+C	Single hole lavatory faucet	5.7 L/min, 1.5 gpm (US) 60psi	\$ 479
RT00+C-10	Single hole lavatory faucet	3.7 L/min, 1 gpm (US) 60psi	\$ 490
RT00+C-05	Single hole lavatory faucet	1.9 L/min, 0.5 gpm (US) 60psi	\$ 490

Lavatory faucets

Retro

Code	Description	Flow	Price
RT00+BN	Single hole lavatory faucet	5.7 L/min, 1.5 gpm (US) 60psi	\$ 638
RT00+BN-10	Single hole lavatory faucet	3.7 L/min, 1 gpm (US) 60psi	\$ 649
RT00+BN-05	Single hole lavatory faucet	1.9 L/min, 0.5 gpm (US) 60psi	\$ 649
RT03LC	8" wall-mount lavatory faucet	5.7 L/min, 1.5 gpm (US) 60psi	\$ 726
RT03LC-10	8" wall-mount lavatory faucet	3.7 L/min, 1 gpm (US) 60psi	\$ 737
RT03LC-05	8" wall-mount lavatory faucet	1.9 L/min, 0.5 gpm (US) 60psi	\$ 737
RT03LBN	8" wall-mount lavatory faucet	5.7 L/min, 1.5 gpm (US) 60psi	\$ 872
RT03LBN-10	8" wall-mount lavatory faucet	3.7 L/min, 1 gpm (US) 60psi	\$ 884
RT03LBN-05	8" wall-mount lavatory faucet	1.9 L/min, 0.5 gpm (US) 60psi	\$ 884
RT03LPN	8" wall-mount lavatory faucet	5.7 L/min, 1.5 gpm (US) 60psi	\$ 872
RT03LPN-10	8" wall-mount lavatory faucet	3.7 L/min, 1 gpm (US) 60psi	\$ 884
RT03LPN-05	8" wall-mount lavatory faucet	1.9 L/min, 0.5 gpm (US) 60psi	\$ 884
RT08LC	8" lavatory faucet	5.7 L/min, 1.5 gpm (US) 60psi	\$ 720
RT08LC-10	8" lavatory faucet	3.7 L/min, 1 gpm (US) 60psi	\$ 730
RT08LC-05	8" lavatory faucet	1.9 L/min, 0.5 gpm (US) 60psi	\$ 730
RT08LBN	8" lavatory faucet	5.7 L/min, 1.5 gpm (US) 60psi	\$ 928
RT08LBN-10	8" lavatory faucet	3.7 L/min, 1 gpm (US) 60psi	\$ 938
RT08LBN-05	8" lavatory faucet	1.9 L/min, 0.5 gpm (US) 60psi	\$ 938
RT08LPN	8" lavatory faucet	5.7 L/min, 1.5 gpm (US) 60psi	\$ 928
RT08LPN-10	8" lavatory faucet	3.7 L/min, 1 gpm (US) 60psi	\$ 938
RT08LPN-05	8" lavatory faucet	1.9 L/min, 0.5 gpm (US) 60psi	\$ 938

Powder room

Code	Description	Flow	Price
PS01C	Single hole lavatory faucet	5.7 L/min, 1.5 gpm (US) 60psi	\$ 469
PS01C-10	Single hole lavatory faucet	3.7 L/min, 1 gpm (US) 60psi	\$ 479
PS01C-05	Single hole lavatory faucet	1.9 L/min, 0.5 gpm (US) 60psi	\$ 479
PS00C	Single hole lavatory faucet	5.7 L/min, 1.5 gpm (US) 60psi	\$ 447
PS00C-10	Single hole lavatory faucet	3.7 L/min, 1 gpm (US) 60psi	\$ 457
PS00C-05	Single hole lavatory faucet	1.9 L/min, 0.5 gpm (US) 60psi	\$ 457
BSOP01C	Single hole lavatory faucet open spout	5.7 L/min, 1.5 gpm (US) 60psi	\$ 475
BSOP01C-10	Single hole lavatory faucet open spout	3.7 L/min, 1 gpm (US) 60psi	\$ 486
BLOP01C	Single hole lavatory faucet open spout	5.7 L/min, 1.5 gpm (US) 60psi	\$ 588
BLOP01C-10	Single hole lavatory faucet open spout	3.7 L/min, 1 gpm (US) 60psi	\$ 599
YS01C	Single hole lavatory faucet	5.7 L/min, 1.5 gpm (US) 60psi	\$ 355
YS01C-10	Single hole lavatory faucet	3.7 L/min, 1 gpm (US) 60psi	\$ 366
YS01C-05	Single hole lavatory faucet	1.9 L/min, 0.5 gpm (US) 60psi	\$ 366
YM01C	Single hole lavatory faucet	5.7 L/min, 1.5 gpm (US) 60psi	\$ 366
YM01C-10	Single hole lavatory faucet	3.7 L/min, 1 gpm (US) 60psi	\$ 377
YM01C-05	Single hole lavatory faucet	1.9 L/min, 0.5 gpm (US) 60psi	\$ 377
YL01C	Single hole lavatory faucet	5.7 L/min, 1.5 gpm (US) 60psi	\$ 424
YL01C-10	Single hole lavatory faucet	3.7 L/min, 1 gpm (US) 60psi	\$ 436
YL01C-05	Single hole lavatory faucet	1.9 L/min, 0.5 gpm (US) 60psi	\$ 436
VS01C	Single hole lavatory faucet	5.7 L/min, 1.5 gpm (US) 60psi	\$ 314
VS01C-10	Single hole lavatory faucet	3.7 L/min, 1 gpm (US) 60psi	\$ 325
VS01C-05	Single hole lavatory faucet	1.9 L/min, 0.5 gpm (US) 60psi	\$ 325
VS01BN	Single hole lavatory faucet	5.7 L/min, 1.5 gpm (US) 60psi	\$ 436
VS01BN-10	Single hole lavatory faucet	3.7 L/min, 1 gpm (US) 60psi	\$ 447
VS01BN-05	Single hole lavatory faucet	1.9 L/min, 0.5 gpm (US) 60psi	\$ 447
VS00C	Single hole lavatory faucet	5.7 L/min, 1.5 gpm (US) 60psi	\$ 293
VS00C-10	Single hole lavatory faucet	3.7 L/min, 1 gpm (US) 60psi	\$ 304
VS00C-05	Single hole lavatory faucet	1.9 L/min, 0.5 gpm (US) 60psi	\$ 304
VS00BN	Single hole lavatory faucet	5.7 L/min, 1.5 gpm (US) 60psi	\$ 398
VS00BN-10	Single hole lavatory faucet	3.7 L/min, 1 gpm (US) 60psi	\$ 408
VS00BN-05	Single hole lavatory faucet	1.9 L/min, 0.5 gpm (US) 60psi	\$ 408
VM01C	Single hole lavatory faucet	5.7 L/min, 1.5 gpm (US) 60psi	\$ 370
VM01C-10	Single hole lavatory faucet	3.7 L/min, 1 gpm (US) 60psi	\$ 381
VM01C-05	Single hole lavatory faucet	1.9 L/min, 0.5 gpm (US) 60psi	\$ 381
VL01C	Single hole lavatory faucet	5.7 L/min, 1.5 gpm (US) 60psi	\$ 465
VL01C-10	Single hole lavatory faucet	3.7 L/min, 1 gpm (US) 60psi	\$ 475
VL01C-05	Single hole lavatory faucet	1.9 L/min, 0.5 gpm (US) 60psi	\$ 475

Green

Lavatory faucets



Azure

Code	Description	Flow	Price
AZ101C	Kitchen faucet with spray	6.4L/min, 1.7 gpm (US) 60psi	\$ 327
AZ101C-15	Kitchen faucet with spray	5.69 L/min, 1.5 gpm (US) 60psi	\$ 338
AZ101C-10	Kitchen faucet with spray	3.7 L/min, 1 gpm (US) 60psi	\$ 338
AZ101SS	Kitchen faucet with spray	6.4L/min, 1.7 gpm (US) 60psi	\$ 436
AZ101SS-15	Kitchen faucet with spray	5.69 L/min, 1.5 gpm (US) 60psi	\$ 447
AZ101SS-10	Kitchen faucet with spray	3.7 L/min, 1 gpm (US) 60psi	\$ 447

Mizo

Code	Description	Flow	Price
MZ101C	Mizo kitchen faucet with spray	8.3 L/min, 2.2 gpm (US) 60psi	\$ 632
MZ101C-15	Mizo kitchen faucet with spray	5.69 L/min, 1.5 gpm (US) 60psi	\$ 643
MZ101C-10	Mizo kitchen faucet with spray	3.7 L/min, 1 gpm (US) 60psi	\$ 643
MZ101SS	Mizo kitchen faucet with spray	8.3 L/min, 2.2 gpm (US) 60psi	\$ 829
MZ101SS-15	Mizo kitchen faucet with spray	5.69 L/min, 1.5 gpm (US) 60psi	\$ 839
MZ101SS-10	Mizo kitchen faucet with spray	3.7 L/min, 1 gpm (US) 60psi	\$ 839
MZ601C	Mizo single hole prep sink faucet	8.3 L/min, 2.2 gpm (US) 60psi	\$ 457
MZ601C-15	Mizo single hole prep sink faucet	5.69 L/min, 1.5 gpm (US) 60psi	\$ 469
MZ601C-10	Mizo single hole prep sink faucet	3.7 L/min, 1 gpm (US) 60psi	\$ 469
MZ601SS	Mizo single hole prep sink faucet	8.3 L/min, 2.2 gpm (US) 60psi	\$ 643
MZ601SS-15	Mizo single hole prep sink faucet	5.69 L/min, 1.5 gpm (US) 60psi	\$ 654
MZ601SS-10	Mizo single hole prep sink faucet	3.7 L/min, 1 gpm (US) 60psi	\$ 654
MZ701C	Mizo water filter dispenser faucet	5.7 L/min, 1.5 gpm (US) 60psi	\$ 436
MZ701C-10	Mizo water filter dispenser faucet	3.7 L/min, 1 gpm (US) 60psi	\$ 447
MZ701SS	Mizo water filter dispenser faucet	5.7 L/min, 1.5 gpm (US) 60psi	\$ 578
MZ701SS-10	Mizo water filter dispenser faucet	3.7 L/min, 1 gpm (US) 60psi	\$ 588

Edge

Code	Description	Flow	Price
ED101C	Edge kitchen faucet with spray	8.3 L/min, 2.2 gpm (US) 60psi	\$ 578
ED101C-15	Edge kitchen faucet with spray	5.69 L/min, 1.5 gpm (US) 60psi	\$ 588
ED101C-10	Edge kitchen faucet with spray	3.7 L/min, 1 gpm (US) 60psi	\$ 588
ED101SS	Edge kitchen faucet with spray	8.3 L/min, 2.2 gpm (US) 60psi	\$ 796
ED101SS-15	Edge kitchen faucet with spray	5.69 L/min, 1.5 gpm (US) 60psi	\$ 806
ED101SS-10	Edge kitchen faucet with spray	3.7 L/min, 1 gpm (US) 60psi	\$ 806
ED601C	Edge single hole prep sink faucet	8.3 L/min, 2.2 gpm (US) 60psi	\$ 556
ED601C-15	Edge single hole prep sink faucet	5.69 L/min, 1.5 gpm (US) 60psi	\$ 567
ED601C-10	Edge single hole prep sink faucet	3.7 L/min, 1 gpm (US) 60psi	\$ 567
ED601SS	Edge single hole prep sink faucet	8.3 L/min, 2.2 gpm (US) 60psi	\$ 763
ED601SS-15	Edge single hole prep sink faucet	5.69 L/min, 1.5 gpm (US) 60psi	\$ 775
ED601SS-10	Edge single hole prep sink faucet	3.7 L/min, 1 gpm (US) 60psi	\$ 775
ED701C	Edge water filter dispenser faucet	5.7 L/min, 1.5 gpm (US) 60psi	\$ 229
ED701C-10	Edge water filter dispenser faucet	3.7 L/min, 1 gpm (US) 60psi	\$ 239
ED701SS	Edge water filter dispenser faucet	5.7 L/min, 1.5 gpm (US) 60psi	\$ 338
ED701SS-10	Edge water filter dispenser faucet	3.7 L/min, 1 gpm (US) 60psi	\$ 348

Cayo

Code	Description	Flow	Price
CY101C	Cayo kitchen faucet with spray	8.3 L/min, 2.2 gpm (US) 60psi	\$ 643
CY101C-15	Cayo kitchen faucet with spray	5.69 L/min, 1.5 gpm (US) 60psi	\$ 654
CY101C-10	Cayo kitchen faucet with spray	3.7 L/min, 1 gpm (US) 60psi	\$ 654
CY101SS	Cayo kitchen faucet with spray	8.3 L/min, 2.2 gpm (US) 60psi	\$ 817
CY101SS-15	Cayo kitchen faucet with spray	5.69 L/min, 1.5 gpm (US) 60psi	\$ 827
CY101SS-10	Cayo kitchen faucet with spray	3.7 L/min, 1 gpm (US) 60psi	\$ 827
CY601C	Cayo single hole prep sink faucet	8.3 L/min, 2.2 gpm (US) 60psi	\$ 618
CY601C-15	Cayo single hole prep sink faucet	5.69 L/min, 1.5 gpm (US) 60psi	\$ 629
CY601C-10	Cayo single hole prep sink faucet	3.7 L/min, 1 gpm (US) 60psi	\$ 629
CY601SS	Cayo single hole prep sink faucet	8.3 L/min, 2.2 gpm (US) 60psi	\$ 817
CY601SS-15	Cayo single hole prep sink faucet	5.69 L/min, 1.5 gpm (US) 60psi	\$ 827
CY601SS-10	Cayo single hole prep sink faucet	3.7 L/min, 1 gpm (US) 60psi	\$ 827

Bistro

Code	Description	Flow	Price
BI201C	Bistro tall kitchen faucet with spray	8.3 L/min, 2.2 gpm (US) 60psi	\$ 632
BI201C-15	Bistro tall kitchen faucet with spray	5.69 L/min, 1.5 gpm (US) 60psi	\$ 643
BI201C-10	Bistro tall kitchen faucet with spray	3.7 L/min, 1 gpm (US) 60psi	\$ 643
BI201CBK	Bistro tall kitchen faucet with spray	8.3 L/min, 2.2 gpm (US) 60psi	\$ 660
BI201CBK-15	Bistro tall kitchen faucet with spray	5.69 L/min, 1.5 gpm (US) 60psi	\$ 672
BI201CBK-10	Bistro tall kitchen faucet with spray	3.7 L/min, 1 gpm (US) 60psi	\$ 672
BI201SSBK	Bistro tall kitchen faucet with spray	8.3 L/min, 2.2 gpm (US) 60psi	\$ 861
BI201SSBK-15	Bistro tall kitchen faucet with spray	5.69 L/min, 1.5 gpm (US) 60psi	\$ 872
BI201SSBK-10	Bistro tall kitchen faucet with spray	3.7 L/min, 1 gpm (US) 60psi	\$ 872

Bora

Code	Description	Flow	Price
B0201C	Bora tall kitchen faucet with spray	8.3 L/min, 2.2 gpm (US) 60psi	\$ 529
B0201C-15	Bora tall kitchen faucet with spray	5.69 L/min, 1.5 gpm (US) 60psi	\$ 541
B0201C-10	Bora tall kitchen faucet with spray	3.7 L/min, 1 gpm (US) 60psi	\$ 541
B0201SS	Bora tall kitchen faucet with spray	8.3 L/min, 2.2 gpm (US) 60psi	\$ 724
B0201SS-15	Bora tall kitchen faucet with spray	5.69 L/min, 1.5 gpm (US) 60psi	\$ 734
B0201SS-10	Bora tall kitchen faucet with spray	3.7 L/min, 1 gpm (US) 60psi	\$ 734
B0601C	Bora single hole prep sink faucet	8.3 L/min, 2.2 gpm (US) 60psi	\$ 315
B0601C-15	Bora single hole prep sink faucet	5.69 L/min, 1.5 gpm (US) 60psi	\$ 327
B0601C-10	Bora single hole prep sink faucet	3.7 L/min, 1 gpm (US) 60psi	\$ 327
B0601SS	Bora single hole prep sink faucet	8.3 L/min, 2.2 gpm (US) 60psi	\$ 457
B0601SS-15	Bora single hole prep sink faucet	5.69 L/min, 1.5 gpm (US) 60psi	\$ 469
B0601SS-10	Bora single hole prep sink faucet	3.7 L/min, 1 gpm (US) 60psi	\$ 469
B0501C	Bora single hole bar sink faucet	8.3 L/min, 2.2 gpm (US) 60psi	\$ 305
B0501C-15	Bora single hole bar sink faucet	5.69 L/min, 1.5 gpm (US) 60psi	\$ 315
B0501C-10	Bora single hole bar sink faucet	3.7 L/min, 1 gpm (US) 60psi	\$ 315
B0501SS	Bora single hole bar sink faucet	8.3 L/min, 2.2 gpm (US) 60psi	\$ 432
B0501SS-15	Bora single hole bar sink faucet	5.69 L/min, 1.5 gpm (US) 60psi	\$ 442
B0501SS-10	Bora single hole bar sink faucet	3.7 L/min, 1 gpm (US) 60psi	\$ 442
B0701C	Bora water filter dispenser faucet	5.7 L/min, 1.5 gpm (US) 60psi	\$ 229
B0701C-10	Bora water filter dispenser faucet	3.7 L/min, 1 gpm (US) 60psi	\$ 239
B0701SS	Bora water filter dispenser faucet	5.7 L/min, 1.5 gpm (US) 60psi	\$ 327
B0701SS-10	Bora water filter dispenser faucet	3.7 L/min, 1 gpm (US) 60psi	\$ 338

Flo

Code	Description	Flow	Price
F0101C	Flo kitchen faucet with spray	8.3 L/min, 2.2 gpm (US) 60psi	\$ 611
F0101C-15	Flo kitchen faucet with spray	5.69 L/min, 1.5 gpm (US) 60psi	\$ 621
F0101C-10	Flo kitchen faucet with spray	3.7 L/min, 1 gpm (US) 60psi	\$ 621
F0101SS	Flo kitchen faucet with spray	8.3 L/min, 2.2 gpm (US) 60psi	\$ 818
F0101SS-15	Flo kitchen faucet with spray	5.69 L/min, 1.5 gpm (US) 60psi	\$ 829
F0101SS-10	Flo kitchen faucet with spray	3.7 L/min, 1 gpm (US) 60psi	\$ 829

Toscani

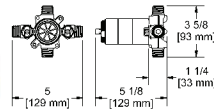
Code	Description	Flow	Price
TC101C	Toscani kitchen faucet with spray	8.3 L/min, 2.2 gpm (US) 60psi	\$ 697
TC101C-15	Toscani kitchen faucet with spray	5.69 L/min, 1.5 gpm (US) 60psi	\$ 709
TC101C-10	Toscani kitchen faucet with spray	3.7 L/min, 1 gpm (US) 60psi	\$ 709
TC101SS	Toscani kitchen faucet with spray	8.3 L/min, 2.2 gpm (US) 60psi	\$ 960
TC101SS-15	Toscani kitchen faucet with spray	5.69 L/min, 1.5 gpm (US) 60psi	\$ 970
TC101SS-10	Toscani kitchen faucet with spray	3.7 L/min, 1 gpm (US) 60psi	\$ 970

Bridge

Code	Description	Flow	Price
BR100LC	Bridge kitchen faucet	8.3 L/min, 2.2 gpm (US) 60psi	\$ 785
BR100LC-15	Bridge kitchen faucet	5.69 L/min, 1.5 gpm (US) 60psi	\$ 796
BR100LC-10	Bridge kitchen faucet	3.7 L/min, 1 gpm (US) 60psi	\$ 796
BR100LBN	Bridge kitchen faucet	8.3 L/min, 2.2 gpm (US) 60psi	\$ 1124
BR100LBN-15	Bridge kitchen faucet	5.69 L/min, 1.5 gpm (US) 60psi	\$ 1134
BR100LBN-10	Bridge kitchen faucet	3.7 L/min, 1 gpm (US) 60psi	\$ 1134
BR400LC	Bridge kitchen faucet with spray	8.3 L/min, 2.2 gpm (US) 60psi	\$ 938
BR400LC-15	Bridge kitchen faucet with spray	5.69 L/min, 1.5 gpm (US) 60psi	\$ 949
BR400LC-10	Bridge kitchen faucet with spray	3.7 L/min, 1 gpm (US) 60psi	\$ 949
BR400LBN	Bridge kitchen faucet with spray	8.3 L/min, 2.2 gpm (US) 60psi	\$ 1309
BR400LBN-15	Bridge kitchen faucet with spray	5.69 L/min, 1.5 gpm (US) 60psi	\$ 1320
BR400LBN-10	Bridge kitchen faucet with spray	3.7 L/min, 1 gpm (US) 60psi	\$ 1320

2-way no share valves

2-way Type T/P (thermostatic/pressure balance) coaxial valve rough

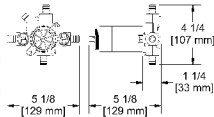


cUPC®

- 1/2" inlet male NPT or sweat
- Two 1/2" outlets male NPT or sweat
- Service valves
- **Rough only**
- Test cap
- XX44XX trim required to complete

Code	Finish	Price
R23	—	\$ 151

2-way Type T/P (thermostatic/pressure balance) coaxial valve rough PEX

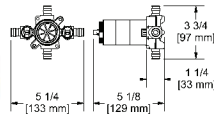


cUPC®

- 1/2" inlet PEX
- Two 1/2" outlets PEX
- Service valves
- **Rough only**
- Test cap
- XX44XX trim required to complete

Code	Finish	Price
R23-SPEX	—	\$ 151

2-way Type T/P (thermostatic/pressure balance) coaxial valve rough EXPANSION PEX



cUPC®

- 1/2" inlet EXPANSION PEX
- Two 1/2" outlets EXPANSION PEX
- Service valves
- **Rough only**
- Test cap
- XX44XX trim required to complete

Code	Finish	Price
R23-EX	—	\$ 151

Valve trim	C	CBK	BN	BNBK	PN	PNBK
TMMRD44J__	\$ 443	\$ 443	\$ 544	\$ 544	\$ 544	\$ 544
TVY44__	\$ 427					
TEF44__	\$ 432		\$ 526		\$ 526	
TSA44__	\$ 427				\$ 525	
TRT44__	\$ 361		\$ 437		\$ 437	
TGN44__	\$ 361		\$ 437		\$ 437	
TZOTQ44__	\$ 328		\$ 394		\$ 394	
TPXTQ44__	\$ 351					
TPXTM44__	\$ 351					
TPFTQ44__	\$ 351					
TPATM44__	\$ 351		\$ 437		\$ 437	
TPATQ44__	\$ 351		\$ 437		\$ 437	
TSYTM44__	\$ 351		\$ 437			
TRUTM44__	\$ 351				\$ 437	
TEQ44__	\$ 351					
TEDTM44__	\$ 351		\$ 437		\$ 437	
TATOP44__	\$ 361		\$ 437		\$ 437	
TMZ44__	\$ 328		\$ 394			
TCSTM44__	\$ 328		\$ 394			
TGS44__	\$ 328					

2-way no share valves

Momenti valve

Code	Description	Flow	Price
MMRD44JC	2-way no share Type T/P coaxial complete valve	24 L/min, 6.3 gpm (US) 60psi	\$ 594
MMRD44JCBK	2-way no share Type T/P coaxial complete valve	24 L/min, 6.3 gpm (US) 60psi	\$ 594
MMRD44JBN	2-way no share Type T/P coaxial complete valve	24 L/min, 6.3 gpm (US) 60psi	\$ 695
MMRD44JBNBK	2-way no share Type T/P coaxial complete valve	24 L/min, 6.3 gpm (US) 60psi	\$ 695
MMRD44JPN	2-way no share Type T/P coaxial complete valve	24 L/min, 6.3 gpm (US) 60psi	\$ 695
MMRD44JPNBK	2-way no share Type T/P coaxial complete valve	24 L/min, 6.3 gpm (US) 60psi	\$ 695

Venty valve

Code	Description	Flow	Price
VY44C	2-way no share Type T/P coaxial complete valve	24 L/min, 6.3 gpm (US) 60psi	\$ 578

Salomé valve

Code	Description	Flow	Price
SA44C	2-way no share Type T/P coaxial complete valve	24 L/min, 6.3 gpm (US) 60psi	\$ 578
SA44PN	2-way no share Type T/P coaxial complete valve	24 L/min, 6.3 gpm (US) 60psi	\$ 676

Eiffel valve

Code	Description	Flow	Price
EF44C	2-way no share Type T/P coaxial complete valve	24 L/min, 6.3 gpm (US) 60psi	\$ 583
EF44BN	2-way no share Type T/P coaxial complete valve	24 L/min, 6.3 gpm (US) 60psi	\$ 677
EF44PN	2-way no share Type T/P coaxial complete valve	24 L/min, 6.3 gpm (US) 60psi	\$ 677

Paradox valve

Code	Description	Flow	Price
PXTM44C	2-way no share Type T/P coaxial complete valve	24 L/min, 6.3 gpm (US) 60psi	\$ 502
PXTQ44C	2-way no share Type T/P coaxial complete valve	23 L/min, 6.0 gpm (US) 60psi	\$ 502

Equinox valve

Code	Description	Flow	Price
EQ44C	2-way no share Type T/P coaxial complete valve	24 L/min, 6.3 gpm (US) 60psi	\$ 502

Mizo valve

Code	Description	Flow	Price
MZ44C	2-way no share Type T/P coaxial complete valve	24 L/min, 6.3 gpm (US) 60psi	\$ 479
MZ44BN	2-way no share Type T/P coaxial complete valve	24 L/min, 6.3 gpm (US) 60psi	\$ 545

Zendo valve

Code	Description	Flow	Price
ZOTQ44C	2-way no share Type T/P coaxial complete valve	24 L/min, 6.3 gpm (US) 60psi	\$ 479
ZOTQ44BN	2-way no share Type T/P coaxial complete valve	24 L/min, 6.3 gpm (US) 60psi	\$ 545
ZOTQ44PN	2-way no share Type T/P coaxial complete valve	24 L/min, 6.3 gpm (US) 60psi	\$ 545

Riu valve

Code	Description	Flow	Price
RUTM44C	2-way no share Type T/P coaxial complete valve	24 L/min, 6.3 gpm (US) 60psi	\$ 502
RUTM44PN	2-way no share Type T/P coaxial complete valve	24 L/min, 6.3 gpm (US) 60psi	\$ 588

* Add **-SPEX** for **PEX** connection valve ; Add **-EX** for **EXPANSION PEX** connection valve

2-way no share valves

Edge valve

Code	Description	Flow	Price
EDTM44C	2-way no share Type T/P coaxial complete valve	24 L/min, 6.3 gpm (US) 60psi	\$ 502
EDTM44BN	2-way no share Type T/P coaxial complete valve	24 L/min, 6.3 gpm (US) 60psi	\$ 588

CS valve

Code	Description	Flow	Price
CSTM44C	2-way no share Type T/P coaxial complete valve	24 L/min, 6.3 gpm (US) 60psi	\$ 479
CSTM44BN	2-way no share Type T/P coaxial complete valve	24 L/min, 6.3 gpm (US) 60psi	\$ 545

Sylla valve

Code	Description	Flow	Price
SYTM44C	2-way no share Type T/P coaxial complete valve	24 L/min, 6.3 gpm (US) 60psi	\$ 502
SYTM44BN	2-way no share Type T/P coaxial complete valve	24 L/min, 6.3 gpm (US) 60psi	\$ 588

Pallace valve

Code	Description	Flow	Price
PATM44C	2-way no share Type T/P coaxial complete valve	24 L/min, 6.3 gpm (US) 60psi	\$ 502
PATM44BN	2-way no share Type T/P coaxial complete valve	24 L/min, 6.3 gpm (US) 60psi	\$ 588
PATM44PN	2-way no share Type T/P coaxial complete valve	24 L/min, 6.3 gpm (US) 60psi	\$ 588
PATQ44C	2-way no share Type T/P coaxial complete valve	24 L/min, 6.3 gpm (US) 60psi	\$ 502
PATQ44BN	2-way no share Type T/P coaxial complete valve	24 L/min, 6.3 gpm (US) 60psi	\$ 588

GS valve

Code	Description	Flow	Price
GS44C	2-way no share Type T/P coaxial complete valve	24 L/min, 6.3 gpm (US) 60psi	\$ 479

Altitude valve

Code	Description	Flow	Price
ATOP44C	2-way no share Type T/P coaxial complete valve	24 L/min, 6.3 gpm (US) 60psi	\$ 512
ATOP44BN	2-way no share Type T/P coaxial complete valve	24 L/min, 6.3 gpm (US) 60psi	\$ 588
ATOP44PN	2-way no share Type T/P coaxial complete valve	24 L/min, 6.3 gpm (US) 60psi	\$ 588

Profile valve

Code	Description	Flow	Price
PFTQ44C	2-way no share Type T/P coaxial complete valve	24 L/min, 6.3 gpm (US) 60psi	\$ 502

Classic valve

Code	Description	Flow	Price
GN44C	2-way no share Type T/P coaxial complete valve	24 L/min, 6.3 gpm (US) 60psi	\$ 512
GN44BN	2-way no share Type T/P coaxial complete valve	24 L/min, 6.3 gpm (US) 60psi	\$ 588

Retro valve

RT44C	2-way no share Type T/P coaxial complete valve	23 L/min, 6.0 gpm (US) 60psi	\$ 512
RT44BN	2-way no share Type T/P coaxial complete valve	23 L/min, 6.0 gpm (US) 60psi	\$ 588
RT44PN	2-way no share Type T/P coaxial complete valve	23 L/min, 6.0 gpm (US) 60psi	\$ 588

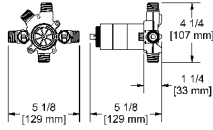
Genius valve

Code	Description	Flow	Price
9584	2-way complete electronic valve no-share	15 L/min, 4 gpm (US) 60psi	\$ 1418

* Add **-SPEX** for **PEX** connection valve ; Add **-EX** for **EXPANSION PEX** connection valve

3-way no share valves

3-way Type T/P (thermostatic/pressure balance) coaxial valve rough

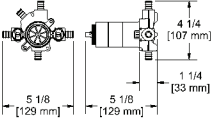


cUPC®

- 1/2" inlet male NPT or sweat
- Three 1/2" outlets male NPT or sweat
- Service valves
- **Rough only**
- Test cap
- XX47XX trim required to complete

Code	Finish	Price
R45	—	\$ 211

3-way Type T/P (thermostatic/pressure balance) coaxial valve rough PEX

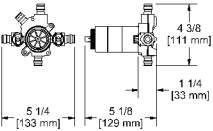


cUPC®

- 1/2" inlet PEX
- Three 1/2" outlets PEX
- Service valves
- **Rough only**
- Test cap
- XX47XX trim required to complete

Code	Finish	Price
R45-SPEX	—	\$ 211

3-way Type T/P (thermostatic/pressure balance) coaxial valve rough EXPANSION PEX



cUPC®

- 1/2" inlet EXPANSION PEX
- Three 1/2" outlets EXPANSION PEX
- Service valves
- **Rough only**
- Test cap
- XX47XX trim required to complete

Code	Finish	Price
R45-EX	—	\$ 211

Valve trim	C	CBK	BN	BNBK	PN	PNBK
TMMRD47__	\$ 423	\$ 423	\$ 537	\$ 537	\$ 537	\$ 537
TVY47__	\$ 400					
TSA47__	\$ 400				\$ 509	
TEF47__	\$ 419		\$ 523		\$ 523	
TRT47__	\$ 351		\$ 443		\$ 443	
TGN47__	\$ 351		\$ 443		\$ 443	
TZOTQ47__	\$ 318		\$ 388		\$ 388	
TPXTQ47__	\$ 334					
TPXTM47__	\$ 334					
TPFTQ47__	\$ 334					
TPATM47__	\$ 334		\$ 432		\$ 432	
TPATQ47__	\$ 334		\$ 432			
TSYTM47__	\$ 334		\$ 432			
TRUTM47__	\$ 334				\$ 432	
TEQ47__	\$ 334					
TEDTM47__	\$ 334		\$ 432		\$ 432	
TATOP47__	\$ 351		\$ 443		\$ 443	
TMZ47__	\$ 318		\$ 388			
TCSTM47__	\$ 318		\$ 388			
TGS47__	\$ 318					

3-way no share valves

Momenti valve

Code	Description	Flow	Price
MMRD47JC	3-way no share Type T/P coaxial complete valve	19 L/min, 5.0 gpm (US) 60 psi	\$ 634
MMRD47JCBK	3-way no share Type T/P coaxial complete valve	19 L/min, 5.0 gpm (US) 60 psi	\$ 634
MMRD47JBN	3-way no share Type T/P coaxial complete valve	19 L/min, 5.0 gpm (US) 60 psi	\$ 748
MMRD47JBNBK	3-way no share Type T/P coaxial complete valve	19 L/min, 5.0 gpm (US) 60 psi	\$ 748
MMRD47JPN	3-way no share Type T/P coaxial complete valve	19 L/min, 5.0 gpm (US) 60 psi	\$ 748
MMRD47JPNBK	3-way no share Type T/P coaxial complete valve	19 L/min, 5.0 gpm (US) 60 psi	\$ 748

Venty valve

Code	Description	Flow	Price
VY47C	3-way no share Type T/P coaxial complete valve	19 L/min, 5.0 gpm (US) 60 psi	\$ 611

Salomé valve

Code	Description	Flow	Price
SA47C	3-way no share Type T/P coaxial complete valve	19 L/min, 5.0 gpm (US) 60 psi	\$ 611
SA47PN	3-way no share Type T/P coaxial complete valve	19 L/min, 5.0 gpm (US) 60 psi	\$ 720

Eiffel valve

Code	Description	Flow	Price
EF47C	3-way no share Type T/P coaxial complete valve	19 L/min, 5.0 gpm (US) 60 psi	\$ 630
EF47BN	3-way no share Type T/P coaxial complete valve	19 L/min, 5.0 gpm (US) 60 psi	\$ 734

Paradox valve

Code	Description	Flow	Price
PXTM47C	3-way no share Type T/P coaxial complete valve	19 L/min, 5.0 gpm (US) 60 psi	\$ 545
PXTQ47C	3-way no share Type T/P coaxial complete valve	19 L/min, 5.0 gpm (US) 60 psi	\$ 545

Equinox valve

Code	Description	Flow	Price
EQ47C	3-way no share Type T/P coaxial complete valve	19 L/min, 5.0 gpm (US) 60 psi	\$ 545

Mizo valve

Code	Description	Flow	Price
MZ47C	3-way no share Type T/P coaxial complete valve	19 L/min, 5.0 gpm (US) 60 psi	\$ 529
MZ47BN	3-way no share Type T/P coaxial complete valve	19 L/min, 5.0 gpm (US) 60 psi	\$ 599

Zendo valve

Code	Description	Flow	Price
ZOTQ47C	3-way no share Type T/P coaxial complete valve	19 L/min, 5.0 gpm (US) 60 psi	\$ 529
ZOTQ47BN	3-way no share Type T/P coaxial complete valve	19 L/min, 5.0 gpm (US) 60 psi	\$ 599
ZOTQ47PN	3-way no share Type T/P coaxial complete valve	19 L/min, 5.0 gpm (US) 60 psi	\$ 599

Edge valve

Code	Description	Flow	Price
EDTM47C	3-way no share Type T/P coaxial complete valve	19 L/min, 5.0 gpm (US) 60 psi	\$ 545
EDTM47BN	3-way no share Type T/P coaxial complete valve	19 L/min, 5.0 gpm (US) 60 psi	\$ 643
EDTM47PN	3-way no share Type T/P coaxial complete valve	19 L/min, 5.0 gpm (US) 60 psi	\$ 643

Riu valve

Code	Description	Flow	Price
RUTM47C	3-way no share Type T/P coaxial complete valve	19 L/min, 5.0 gpm (US) 60 psi	\$ 545
RUTM47PN	3-way no share Type T/P coaxial complete valve	19 L/min, 5.0 gpm (US) 60 psi	\$ 643

3-way no share valves

CS valve

Code	Description	Flow	Price
CSTM47C	3-way no share Type T/P coaxial complete valve	19 L/min, 5.0 gpm (US) 60 psi	\$ 529
CSTM47BN	3-way no share Type T/P coaxial complete valve	19 L/min, 5.0 gpm (US) 60 psi	\$ 599

Sylla valve

Code	Description	Flow	Price
SYTM47C	3-way no share Type T/P coaxial complete valve	19 L/min, 5.0 gpm (US) 60 psi	\$ 545
SYTM47BN	3-way no share Type T/P coaxial complete valve	19 L/min, 5.0 gpm (US) 60 psi	\$ 643

Pallace valve

Code	Description	Flow	Price
PATM47C	3-way no share Type T/P coaxial complete valve	19 L/min, 5.0 gpm (US) 60 psi	\$ 545
PATM47BN	3-way no share Type T/P coaxial complete valve	19 L/min, 5.0 gpm (US) 60 psi	\$ 643
PATM47PN	3-way no share Type T/P coaxial complete valve	19 L/min, 5.0 gpm (US) 60 psi	\$ 643
PATQ47C	3-way no share Type T/P coaxial complete valve	19 L/min, 5.0 gpm (US) 60 psi	\$ 545
PATQ47BN	3-way no share Type T/P coaxial complete valve	19 L/min, 5.0 gpm (US) 60 psi	\$ 643

GS valve

Code	Description	Flow	Price
GS47C	3-way no share Type T/P coaxial complete valve	19 L/min, 5.0 gpm (US) 60 psi	\$ 529

Altitude valve

Code	Description	Flow	Price
ATOP47C	3-way no share Type T/P coaxial complete valve	19 L/min, 5.0 gpm (US) 60 psi	\$ 562
ATOP47BN	3-way no share Type T/P coaxial complete valve	19 L/min, 5.0 gpm (US) 60 psi	\$ 654
ATOP47PN	3-way no share Type T/P coaxial complete valve	19 L/min, 5.0 gpm (US) 60 psi	\$ 654

Profile valve

Code	Description	Flow	Price
PFTQ47C	3-way no share Type T/P coaxial complete valve	19 L/min, 5.0 gpm (US) 60 psi	\$ 545

Classic valve

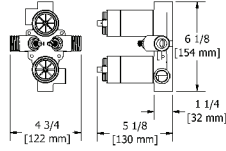
Code	Description	Flow	Price
GN47C	3-way no share Type T/P coaxial complete valve	19 L/min, 5.0 gpm (US) 60 psi	\$ 562
GN47BN	3-way no share Type T/P coaxial complete valve	19 L/min, 5.0 gpm (US) 60 psi	\$ 664

Retro valve

Code	Description	Flow	Price
RT47C	3-way no share Type T/P coaxial complete valve	19 L/min, 5.0 gpm (US) 60 psi	\$ 562
RT47BN	3-way no share Type T/P coaxial complete valve	19 L/min, 5.0 gpm (US) 60 psi	\$ 654
RT47PN	3-way no share Type T/P coaxial complete valve	19 L/min, 5.0 gpm (US) 60 psi	\$ 654

4-way no share valves

4-way Type T/P 3/4" coaxial valve rough



- 3/4" inlet male NPT
- **Rough only**
- Must be supplied with minimum 3/4" PEX, 3/4" EXPANSION PEX or 1/2" copper
- Four 1/2" outlets female NPT
- XX88XX trim required to complete
- Service valves
- Test cap

	Code	Finish					Price
R46		-					\$ 322
Valve trim	C	CBK	BN	BNBK	PN	PNBK	
TMMRD88J__	\$ 812	\$ 812	\$ 983	\$ 983	\$ 983	\$ 983	
TVY88__	\$ 769						
TEF88__	\$ 769		\$ 933		\$ 933		
TSA88__	\$ 769				\$ 861		
TRT88__	\$ 660		\$ 806		\$ 806		
TGN88__	\$ 660		\$ 806		\$ 806		
TZOTQ88__	\$ 660		\$ 806		\$ 806		
TPXTQ88__	\$ 660						
TPXTM88__	\$ 660						
TPFTQ88__	\$ 660						
TPATM88__	\$ 660		\$ 806		\$ 806		
TPATQ88__	\$ 660		\$ 806				
TSYTM88__	\$ 660		\$ 806				
TRUTM88__	\$ 660				\$ 806		
TEQ88__	\$ 660						
TEDTM88__	\$ 660		\$ 806		\$ 806		
TATOP88__	\$ 660		\$ 806		\$ 806		
TMZ88__	\$ 660		\$ 806				
TCSTM88__	\$ 616		\$ 757				
TGS88__	\$ 616						

4-way no share valves

Momenti valve

Code	Description	Flow	Price
MMRD88JC	4-way no share Type T/P coaxial complete valve	37 L/min, 9.8 gpm (US) 60psi	\$ 1134
MMRD88JCBK	4-way no share Type T/P coaxial complete valve	37 L/min, 9.8 gpm (US) 60psi	\$ 1134
MMRD88JBN	4-way no share Type T/P coaxial complete valve	37 L/min, 9.8 gpm (US) 60psi	\$ 1305
MMRD88JBK	4-way no share Type T/P coaxial complete valve	37 L/min, 9.8 gpm (US) 60psi	\$ 1305
MMRD88JPN	4-way no share Type T/P coaxial complete valve	37 L/min, 9.8 gpm (US) 60psi	\$ 1305
MMRD88JPNBK	4-way no share Type T/P coaxial complete valve	37 L/min, 9.8 gpm (US) 60psi	\$ 1305

Venty valve

Code	Description	Flow	Price
VY88C	4-way no share Type T/P coaxial complete valve	37 L/min, 9.8 gpm (US) 60psi	\$ 1091

Salomé valve

Code	Description	Flow	Price
SA88C	4-way no share Type T/P coaxial complete valve	37 L/min, 9.8 gpm (US) 60psi	\$ 1091
SA88PN	4-way no share Type T/P coaxial complete valve	37 L/min, 9.8 gpm (US) 60psi	\$ 1183

Eiffel valve

Code	Description	Flow	Price
EF88C	4-way no share Type T/P coaxial complete valve	37 L/min, 9.8 gpm (US) 60psi	\$ 1091
EF88BN	4-way no share Type T/P coaxial complete valve	37 L/min, 9.8 gpm (US) 60psi	\$ 1255
EF88PN	4-way no share Type T/P coaxial complete valve	37 L/min, 9.8 gpm (US) 60psi	\$ 1255

Paradox valve

Code	Description	Flow	Price
PXTM88C	4-way no share Type T/P coaxial complete valve	37 L/min, 9.8 gpm (US) 60psi	\$ 982
PXTQ88C	4-way no share Type T/P coaxial complete valve	37 L/min, 9.8 gpm (US) 60psi	\$ 982

Equinox valve

Code	Description	Flow	Price
EQ88C	4-way no share Type T/P coaxial complete valve	37 L/min, 9.8 gpm (US) 60psi	\$ 982

Mizo valve

Code	Description	Flow	Price
MZ88C	4-way no share Type T/P coaxial complete valve	37 L/min, 9.8 gpm (US) 60psi	\$ 982
MZ88BN	4-way no share Type T/P coaxial complete valve	37 L/min, 9.8 gpm (US) 60psi	\$ 1128

Zendo valve

Code	Description	Flow	Price
ZOTQ88C	4-way no share Type T/P coaxial complete valve	37 L/min, 9.8 gpm (US) 60psi	\$ 982
ZOTQ88BN	4-way no share Type T/P coaxial complete valve	37 L/min, 9.8 gpm (US) 60psi	\$ 1128
ZOTQ88PN	4-way no share Type T/P coaxial complete valve	37 L/min, 9.8 gpm (US) 60psi	\$ 1128

Edge valve

Code	Description	Flow	Price
EDTM88C	4-way no share Type T/P coaxial complete valve	37 L/min, 9.8 gpm (US) 60psi	\$ 982
EDTM88BN	4-way no share Type T/P coaxial complete valve	37 L/min, 9.8 gpm (US) 60psi	\$ 1128
EDTM88PN	4-way no share Type T/P coaxial complete valve	37 L/min, 9.8 gpm (US) 60psi	\$ 1128

Riu valve

Code	Description	Flow	Price
RUTM88C	4-way no share Type T/P coaxial complete valve	37 L/min, 9.8 gpm (US) 60psi	\$ 982
RUTM88PN	4-way no share Type T/P coaxial complete valve	37 L/min, 9.8 gpm (US) 60psi	\$ 1128

4-way no share valves

CS valve

Code	Description	Flow	Price
CSTM88C	4-way no share Type T/P coaxial complete valve	37 L/min, 9.8 gpm (US) 60psi	\$ 938
CSTM88BN	4-way no share Type T/P coaxial complete valve	37 L/min, 9.8 gpm (US) 60psi	\$ 1079

Sylla valve

Code	Description	Flow	Price
SYTM88C	4-way no share Type T/P coaxial complete valve	37 L/min, 9.8 gpm (US) 60psi	\$ 982
SYTM88BN	4-way no share Type T/P coaxial complete valve	37 L/min, 9.8 gpm (US) 60psi	\$ 1128

Pallace valve

Code	Description	Flow	Price
PATM88C	4-way no share Type T/P coaxial complete valve	37 L/min, 9.8 gpm (US) 60psi	\$ 982
PATM88BN	4-way no share Type T/P coaxial complete valve	37 L/min, 9.8 gpm (US) 60psi	\$ 1128
PATM88PN	4-way no share Type T/P coaxial complete valve	37 L/min, 9.8 gpm (US) 60psi	\$ 1128
PATQ88C	4-way no share Type T/P coaxial complete valve	37 L/min, 9.8 gpm (US) 60psi	\$ 982
PATQ88BN	4-way no share Type T/P coaxial complete valve	37 L/min, 9.8 gpm (US) 60psi	\$ 1128

GS valve

Code	Description	Flow	Price
GS88C	4-way no share Type T/P coaxial complete valve	37 L/min, 9.8 gpm (US) 60psi	\$ 938

Altitude valve

Code	Description	Flow	Price
ATOP88C	4-way no share Type T/P coaxial complete valve	37 L/min, 9.8 gpm (US) 60psi	\$ 982
ATOP88BN	4-way no share Type T/P coaxial complete valve	37 L/min, 9.8 gpm (US) 60psi	\$ 1128
ATOP88PN	4-way no share Type T/P coaxial complete valve	37 L/min, 9.8 gpm (US) 60psi	\$ 1128

Profile valve

Code	Description	Flow	Price
PFTQ88C	4-way no share Type T/P coaxial complete valve	37 L/min, 9.8 gpm (US) 60psi	\$ 982

Classic valve

Code	Description	Flow	Price
GN88C	4-way no share Type T/P (thermostatic/pressure balance) coaxial complete valve	37 L/min, 9.8 gpm (US) 60psi	\$ 982
GN88BN	4-way no share Type T/P (thermostatic/pressure balance) coaxial complete valve	37 L/min, 9.8 gpm (US) 60psi	\$ 1128
GN88PN	4-way no share Type T/P (thermostatic/pressure balance) coaxial complete valve	37 L/min, 9.8 gpm (US) 60psi	\$ 1128

Retro valve

Code	Description	Flow	Price
RT88C	4-way no share Type T/P coaxial complete valve	37 L/min, 9.8 gpm (US) 60psi	\$ 982
RT88BN	4-way no share Type T/P coaxial complete valve	37 L/min, 9.8 gpm (US) 60psi	\$ 1128
RT88PN	4-way no share Type T/P coaxial complete valve	37 L/min, 9.8 gpm (US) 60psi	\$ 1128

Shower and bath components

Shower/bath components

Code	Description	Flow	Price
1010C	Hand shower rail	7.6 L/min, 2.0 gpm (US) 60psi	\$ 233
1010C-15	Hand shower rail	5.69 L/min, 1.5 gpm (US) 60psi	\$ 243
1010BN	Hand shower rail	7.6 L/min, 2.0 gpm (US) 60psi	\$ 364
1010BN-15	Hand shower rail	5.69 L/min, 1.5 gpm (US) 60psi	\$ 375
1010PN	Hand shower rail	7.6 L/min, 2.0 gpm (US) 60psi	\$ 364
1010PN-15	Hand shower rail	5.69 L/min, 1.5 gpm (US) 60psi	\$ 375
1060C	Hand shower rail with built-in elbow supply	7.6 L/min, 2.0 gpm (US) 60psi	\$ 314
1060C-15	Hand shower rail with built-in elbow supply	5.69 L/min, 1.5 gpm (US) 60psi	\$ 325
1060BN	Hand shower rail with built-in elbow supply	7.6 L/min, 2.0 gpm (US) 60psi	\$ 467
1060BN-15	Hand shower rail with built-in elbow supply	5.69 L/min, 1.5 gpm (US) 60psi	\$ 477
1060PN	Hand shower rail with built-in elbow supply	7.6 L/min, 2.0 gpm (US) 60psi	\$ 467
1060PN-15	Hand shower rail with built-in elbow supply	5.69 L/min, 1.5 gpm (US) 60psi	\$ 477
2020C	Hand shower rail	7.6 L/min, 2.0 gpm (US) 60psi	\$ 278
2020C-15	Hand shower rail	5.69 L/min, 1.5 gpm (US) 60psi	\$ 289
2020BN	Hand shower rail	7.6 L/min, 2.0 gpm (US) 60psi	\$ 423
2020BN-15	Hand shower rail	5.69 L/min, 1.5 gpm (US) 60psi	\$ 435
2020PN	Hand shower rail	7.6 L/min, 2.0 gpm (US) 60psi	\$ 423
2020PN-15	Hand shower rail	5.69 L/min, 1.5 gpm (US) 60psi	\$ 435
2060C	Hand shower rail with built-in elbow supply	7.6 L/min, 2.0 gpm (US) 60psi	\$ 362
2060C-15	Hand shower rail with built-in elbow supply	5.69 L/min, 1.5 gpm (US) 60psi	\$ 372
2060BN	Hand shower rail with built-in elbow supply	7.6 L/min, 2.0 gpm (US) 60psi	\$ 545
2060BN-15	Hand shower rail with built-in elbow supply	5.69 L/min, 1.5 gpm (US) 60psi	\$ 556
2060PN	Hand shower rail with built-in elbow supply	7.6 L/min, 2.0 gpm (US) 60psi	\$ 545
2060PN-15	Hand shower rail with built-in elbow supply	5.69 L/min, 1.5 gpm (US) 60psi	\$ 556
4040C	Hand shower rail	7.6 L/min, 2.0 gpm (US) 60psi	\$ 303
4040C-15	Hand shower rail	5.69 L/min, 1.5 gpm (US) 60psi	\$ 313
4040BN	Hand shower rail	7.6 L/min, 2.0 gpm (US) 60psi	\$ 461
4040BN-15	Hand shower rail	5.69 L/min, 1.5 gpm (US) 60psi	\$ 473
4040PN	Hand shower rail	7.6 L/min, 2.0 gpm (US) 60psi	\$ 461
4040PN-15	Hand shower rail	5.69 L/min, 1.5 gpm (US) 60psi	\$ 473
4613C	Hand shower rail with built-in elbow supply	7.6 L/min, 2.0 gpm (US) 60psi	\$ 314
4613C-15	Hand shower rail with built-in elbow supply	5.69 L/min, 1.5 gpm (US) 60psi	\$ 325
4614C	Hand shower rail with built-in elbow supply	7.6 L/min, 2.0 gpm (US) 60psi	\$ 327
4614C-15	Hand shower rail with built-in elbow supply	5.69 L/min, 1.5 gpm (US) 60psi	\$ 338
4615C	Hand shower rail with built-in elbow supply	7.6 L/min, 2.0 gpm (US) 60psi	\$ 327
4615C-15	Hand shower rail with built-in elbow supply	5.69 L/min, 1.5 gpm (US) 60psi	\$ 338
4623C	Hand shower rail with built-in elbow supply	7.6 L/min, 2.0 gpm (US) 60psi	\$ 362
4623C-15	Hand shower rail with built-in elbow supply	5.69 L/min, 1.5 gpm (US) 60psi	\$ 372
4624C	Hand shower rail with built-in elbow supply	7.6 L/min, 2.0 gpm (US) 60psi	\$ 372
4624C-15	Hand shower rail with built-in elbow supply	5.69 L/min, 1.5 gpm (US) 60psi	\$ 383
4625C	Hand shower rail with built-in elbow supply	7.6 L/min, 2.0 gpm (US) 60psi	\$ 372
4625C-15	Hand shower rail with built-in elbow supply	5.69 L/min, 1.5 gpm (US) 60psi	\$ 383
4625BN	Hand shower rail with built-in elbow supply	7.6 L/min, 2.0 gpm (US) 60psi	\$ 546
4625BN-15	Hand shower rail with built-in elbow supply	5.69 L/min, 1.5 gpm (US) 60psi	\$ 557
4625PN	Hand shower rail with built-in elbow supply	7.6 L/min, 2.0 gpm (US) 60psi	\$ 546
4625PN-15	Hand shower rail with built-in elbow supply	5.69 L/min, 1.5 gpm (US) 60psi	\$ 557
4644C	Hand shower rail	7.6 L/min, 2.0 gpm (US) 60psi	\$ 184
4644C-15	Hand shower rail	5.69 L/min, 1.5 gpm (US) 60psi	\$ 196
4665C	Hand shower rail	7.6 L/min, 2.0 gpm (US) 60psi	\$ 196
4665C-15	Hand shower rail	5.69 L/min, 1.5 gpm (US) 60psi	\$ 206
4665BN	Hand shower rail	7.6 L/min, 2.0 gpm (US) 60psi	\$ 250
4665BN-15	Hand shower rail	5.69 L/min, 1.5 gpm (US) 60psi	\$ 261
4810C	Hand shower rail	7.6 L/min, 2.0 gpm (US) 60psi	\$ 305
4810C-15	Hand shower rail	5.69 L/min, 1.5 gpm (US) 60psi	\$ 315
4812C	Hand shower rail	7.6 L/min, 2.0 gpm (US) 60psi	\$ 338
4812C-15	Hand shower rail	5.69 L/min, 1.5 gpm (US) 60psi	\$ 348
4813C	Hand shower rail	7.6 L/min, 2.0 gpm (US) 60psi	\$ 233
4813C-15	Hand shower rail	5.69 L/min, 1.5 gpm (US) 60psi	\$ 243
4814C	Hand shower rail	7.6 L/min, 2.0 gpm (US) 60psi	\$ 244
4814C-15	Hand shower rail	5.69 L/min, 1.5 gpm (US) 60psi	\$ 255
4815C	Hand shower rail	7.6 L/min, 2.0 gpm (US) 60psi	\$ 244
4815C-15	Hand shower rail	5.69 L/min, 1.5 gpm (US) 60psi	\$ 255

Shower and bath components

Code	Description	Flow	Price
4823C	Hand shower rail	7.6 L/min, 2.0 gpm (US) 60psi	\$ 278
4823C-15	Hand shower rail	5.69 L/min, 1.5 gpm (US) 60psi	\$ 289
4824C	Hand shower rail	7.6 L/min, 2.0 gpm (US) 60psi	\$ 289
4824C-15	Hand shower rail	5.69 L/min, 1.5 gpm (US) 60psi	\$ 301
4825C	Hand shower rail	7.6 L/min, 2.0 gpm (US) 60psi	\$ 289
4825C-15	Hand shower rail	5.69 L/min, 1.5 gpm (US) 60psi	\$ 301
4825BN	Hand shower rail	7.6 L/min, 2.0 gpm (US) 60psi	\$ 481
4825BN-15	Hand shower rail	5.69 L/min, 1.5 gpm (US) 60psi	\$ 492
4825PN	Hand shower rail	7.6 L/min, 2.0 gpm (US) 60psi	\$ 481
4825PN-15	Hand shower rail	5.69 L/min, 1.5 gpm (US) 60psi	\$ 492
4830C	Hand shower rail	7.6 L/min, 2.0 gpm (US) 60psi	\$ 338
4830C-15	Hand shower rail	5.69 L/min, 1.5 gpm (US) 60psi	\$ 348
4835C	Hand shower rail	7.6 L/min, 2.0 gpm (US) 60psi	\$ 289
4835C-15	Hand shower rail	5.69 L/min, 1.5 gpm (US) 60psi	\$ 301
4843C	Hand shower rail	7.6 L/min, 2.0 gpm (US) 60psi	\$ 338
4843C-15	Hand shower rail	5.69 L/min, 1.5 gpm (US) 60psi	\$ 348
4844C	Hand shower rail	7.6 L/min, 2.0 gpm (US) 60psi	\$ 349
4844C-15	Hand shower rail	5.69 L/min, 1.5 gpm (US) 60psi	\$ 361
4845C	Hand shower rail	7.6 L/min, 2.0 gpm (US) 60psi	\$ 349
4845C-15	Hand shower rail	5.69 L/min, 1.5 gpm (US) 60psi	\$ 361
4861C	Hand shower rail	7.6 L/min, 2.0 gpm (US) 60psi	\$ 311
4861C-15	Hand shower rail	5.69 L/min, 1.5 gpm (US) 60psi	\$ 322
4861BN	Hand shower rail	7.6 L/min, 2.0 gpm (US) 60psi	\$ 475
4861BN-15	Hand shower rail	5.69 L/min, 1.5 gpm (US) 60psi	\$ 486
4861PN	Hand shower rail	7.6 L/min, 2.0 gpm (US) 60psi	\$ 475
4861PN-15	Hand shower rail	5.69 L/min, 1.5 gpm (US) 60psi	\$ 486
5055C	Hand shower rail	7.6 L/min, 2.0 gpm (US) 60psi	\$ 181
5055C-15	Hand shower rail	5.69 L/min, 1.5 gpm (US) 60psi	\$ 193
5055BN	Hand shower rail	7.6 L/min, 2.0 gpm (US) 60psi	\$ 279
5055BN-15	Hand shower rail	5.69 L/min, 1.5 gpm (US) 60psi	\$ 290
5055PN	Hand shower rail	7.6 L/min, 2.0 gpm (US) 60psi	\$ 279
5055PN-15	Hand shower rail	5.69 L/min, 1.5 gpm (US) 60psi	\$ 290
5063C	Hand shower rail	7.6 L/min, 2.0 gpm (US) 60psi	\$ 186
5063C-15	Hand shower rail	5.69 L/min, 1.5 gpm (US) 60psi	\$ 198
6006C	Hand shower rail	7.6 L/min, 2.0 gpm (US) 60psi	\$ 181
6006C-15	Hand shower rail	5.69 L/min, 1.5 gpm (US) 60psi	\$ 193
6006BN	Hand shower rail	7.6 L/min, 2.0 gpm (US) 60psi	\$ 299
6006BN-15	Hand shower rail	5.69 L/min, 1.5 gpm (US) 60psi	\$ 310
6006PN	Hand shower rail	7.6 L/min, 2.0 gpm (US) 60psi	\$ 299
6006PN-15	Hand shower rail	5.69 L/min, 1.5 gpm (US) 60psi	\$ 310
7007C	Hand shower rail	7.6 L/min, 2.0 gpm (US) 60psi	\$ 419
7007C-15	Hand shower rail	5.69 L/min, 1.5 gpm (US) 60psi	\$ 431
7007PN	Hand shower rail	7.6 L/min, 2.0 gpm (US) 60psi	\$ 699
7007PN-15	Hand shower rail	5.69 L/min, 1.5 gpm (US) 60psi	\$ 711
7070C	Hand shower rail	7.6 L/min, 2.0 gpm (US) 60psi	\$ 348
7070C-15	Hand shower rail	5.69 L/min, 1.5 gpm (US) 60psi	\$ 359
7070PN	Hand shower rail	7.6 L/min, 2.0 gpm (US) 60psi	\$ 611
7070PN-15	Hand shower rail	5.69 L/min, 1.5 gpm (US) 60psi	\$ 621
8060C	Hand shower rail with built-in elbow supply	7.6 L/min, 2.0 gpm (US) 60psi	\$ 519
8060C-15	Hand shower rail with built-in elbow supply	5.69 L/min, 1.5 gpm (US) 60psi	\$ 529
8080C	Hand shower rail	7.6 L/min, 2.0 gpm (US) 60psi	\$ 479
8080C-15	Hand shower rail	5.69 L/min, 1.5 gpm (US) 60psi	\$ 490
05C	3-jet hand shower	7.6 L/min, 2.0 gpm (US) 60psi	\$ 79
05C-15	3-jet hand shower	5.69 L/min, 1.5 gpm (US) 60psi	\$ 91
05BN	3-jet hand shower	7.6 L/min, 2.0 gpm (US) 60psi	\$ 115
05BN-15	3-jet hand shower	5.69 L/min, 1.5 gpm (US) 60psi	\$ 127
05PN	3-jet hand shower	7.6 L/min, 2.0 gpm (US) 60psi	\$ 115
05PN-15	3-jet hand shower	5.69 L/min, 1.5 gpm (US) 60psi	\$ 123
06C	3-jet hand shower	7.6 L/min, 2.0 gpm (US) 60psi	\$ 79
06C-15	3-jet hand shower	5.69 L/min, 1.5 gpm (US) 60psi	\$ 91

Shower and bath components


Code	Description	Flow	Price
06BN	3-jet hand shower	7.6 L/min, 2.0 gpm (US) 60psi	\$ 115
06BN-15	3-jet hand shower	5.69 L/min, 1.5 gpm (US) 60psi	\$ 127
06PN	3 jet hand shower	7.6 L/min, 2.0 gpm (US) 60psi	\$ 115
06PN-15	3 jet hand shower	5.69 L/min, 1.5 gpm (US) 60psi	\$ 127
10C	4-jet hand shower with pause	7.6 L/min, 2.0 gpm (US) 60psi	\$ 103
10C-15	4-jet hand shower with pause	5.69 L/min, 1.5 gpm (US) 60psi	\$ 113
10BN	4-jet hand shower with pause	7.6 L/min, 2.0 gpm (US) 60psi	\$ 151
10BN-15	4-jet hand shower with pause	5.69 L/min, 1.5 gpm (US) 60psi	\$ 163
10PN	4-jet hand shower with pause	7.6 L/min, 2.0 gpm (US) 60psi	\$ 151
10PN-15	4-jet hand shower with pause	5.69 L/min, 1.5 gpm (US) 60psi	\$ 163
44C	3 jet hand shower	7.6 L/min, 2.0 gpm (US) 60psi	\$ 75
44C-15	3 jet hand shower	5.69 L/min, 1.5 gpm (US) 60psi	\$ 87
50C	3 jet eco hand shower	7 L/min, 1.85 gpm (US) 60psi	\$ 103
50C-15	3 jet eco hand shower	5.69 L/min, 1.5 gpm (US) 60psi	\$ 113
50BN	3 jet eco hand shower	7 L/min, 1.85 gpm (US) 60psi	\$ 151
50BN-15	3 jet eco hand shower	5.69 L/min, 1.5 gpm (US) 60psi	\$ 163
4308C	3-jet hand shower	7.6 L/min, 2.0 gpm (US) 60psi	\$ 146
4308C-15	3-jet hand shower	5.7 L/min, 1.5 gpm (US) 60psi	\$ 158
4310C	3-jet hand shower	7.6 L/min, 2.0 gpm (US) 60psi	\$ 163
4310C-15	3-jet hand shower	5.69 L/min, 1.5 gpm (US) 60psi	\$ 174
4316C	2-jet hand shower	7.6 L/min, 2.0 gpm (US) 60psi	\$ 141
4316C-15	2-jet hand shower	5.69 L/min, 1.5 gpm (US) 60psi	\$ 151
4318C	3-jet hand shower	7.6 L/min, 2.0 gpm (US) 60psi	\$ 195
4318C-15	3-jet hand shower	5.69 L/min, 1.5 gpm (US) 60psi	\$ 205
4363C	3-jet hand shower with pause	7.6 L/min, 2.0 gpm (US) 60psi	\$ 94
4363C-15	3-jet hand shower with pause	5.69 L/min, 1.5 gpm (US) 60psi	\$ 105
4364C	2-jet hand Shower	7.6 L/min, 2.0 gpm (US) 60psi	\$ 103
4364C-15	2-jet hand Shower	5.69 L/min, 1.5 gpm (US) 60psi	\$ 113
4365C	2-jet hand Shower	7.6 L/min, 2.0 gpm (US) 60psi	\$ 103
4365C-15	2-jet hand Shower	5.69 L/min, 1.5 gpm (US) 60psi	\$ 113
4365BN	2-jet hand Shower	7.6 L/min, 2.0 gpm (US) 60psi	\$ 130
4365BN-15	2-jet hand Shower	5.69 L/min, 1.5 gpm (US) 60psi	\$ 141
4365PN	2-jet hand Shower	7.6 L/min, 2.0 gpm (US) 60psi	\$ 130
4365PN-15	2-jet hand Shower	5.69 L/min, 1.5 gpm (US) 60psi	\$ 141
4370C	3-jet hand shower	7.6 L/min, 2.0 gpm (US) 60psi	\$ 194
4370C-15	3-jet hand shower	5.69 L/min, 1.5 gpm (US) 60psi	\$ 204
4370PN	3-jet hand shower	7.6 L/min, 2.0 gpm (US) 60psi	\$ 293
4370PN-15	3-jet hand shower	5.69 L/min, 1.5 gpm (US) 60psi	\$ 304
308C	3-jet shower head	7.6 L/min, 2.0 gpm (US) 60psi	\$ 46
308C-15	3-jet shower head	5.69 L/min, 1.5 gpm (US) 60psi	\$ 57
308BN	3-jet shower head	7.6 L/min, 2.0 gpm (US) 60psi	\$ 75
308BN-15	3-jet shower head	5.69 L/min, 1.5 gpm (US) 60psi	\$ 87
308PN	3-jet shower head	7.6 L/min, 2.0 gpm (US) 60psi	\$ 75
308PN-15	3-jet shower head	5.69 L/min, 1.5 gpm (US) 60psi	\$ 87
326C	2-jet shower head with arm	7.6 L/min, 2.0 gpm (US) 60psi	\$ 174
326C-15	2-jet shower head with arm	5.69 L/min, 1.5 gpm (US) 60psi	\$ 184
326BN	2-jet shower head with arm	7.6 L/min, 2.0 gpm (US) 60psi	\$ 217
326BN-15	2-jet shower head with arm	5.69 L/min, 1.5 gpm (US) 60psi	\$ 229
326PN	2-jet shower head with arm	7.6 L/min, 2.0 gpm (US) 60psi	\$ 217
326PN-15	2-jet shower head with arm	5.69 L/min, 1.5 gpm (US) 60psi	\$ 229
343C	2-jet shower head with arm	7.6 L/min, 2.0 gpm (US) 60psi	\$ 141
343C-15	2-jet shower head with arm	5.69 L/min, 1.5 gpm (US) 60psi	\$ 151
343BN	2-jet shower head with arm	7.6 L/min, 2.0 gpm (US) 60psi	\$ 184
343BN-15	2-jet shower head with arm	5.69 L/min, 1.5 gpm (US) 60psi	\$ 196
343PN	2-jet shower head with arm	7.6 L/min, 2.0 gpm (US) 60psi	\$ 184
343PN-15	2-jet shower head with arm	5.69 L/min, 1.5 gpm (US) 60psi	\$ 196

Shower and bath components

Code	Description	Flow	Price
346C	3-jet shower head with arm	7 L/min, 1.85 gpm (US) 60psi	\$ 84
346C-15	3-jet shower head with arm	7 L/min, 1.85 gpm (US) 60psi	\$ 95
346BN	3-jet shower head with arm		\$ 100
346BN-15	3-jet shower head with arm	7 L/min, 1.85 gpm (US) 60psi	\$ 111
346PN	3-jet shower head with arm	7 L/min, 1.85 gpm (US) 60psi	\$ 100
346PN-15	3-jet shower head with arm	7 L/min, 1.85 gpm (US) 60psi	\$ 111
353C	3 jet shower head	7 L/min, 1.85 gpm (US) 60psi	\$ 46
353C-15	3 jet shower head	5.69 L/min, 1.5 gpm (US) 60psi	\$ 57
353BN	3 jet shower head	7 L/min, 1.85 gpm (US) 60psi	\$ 57
353BN-15	3 jet shower head	5.69 L/min, 1.5 gpm (US) 60psi	\$ 68
353PN	3 jet shower head	7.6 L/min, 2.0 gpm (US) 60psi	\$ 57
353PN-15	3 jet shower head	5.69 L/min, 1.5 gpm (US) 60psi	\$ 68
356C	2-jet shower head with arm	7.6 L/min, 2.0 gpm (US) 60psi	\$ 174
356C-15	2-jet shower head with arm	5.69 L/min, 1.5 gpm (US) 60psi	\$ 184
356BN	2-jet shower head with arm	7.6 L/min, 2.0 gpm (US) 60psi	\$ 217
356BN-15	2-jet shower head with arm	5.69 L/min, 1.5 gpm (US) 60psi	\$ 229
356PN	2-jet shower head with arm	7.6 L/min, 2.0 gpm (US) 60psi	\$ 217
356PN-15	2-jet shower head with arm	5.69 L/min, 1.5 gpm (US) 60psi	\$ 229
358C	3-jet shower head	7 L/min, 1.85 gpm (US) 60psi	\$ 62
358C-15	3-jet shower head	5.69 L/min, 1.5 gpm (US) 60psi	\$ 73
358BN	3-jet shower head	7 L/min, 1.85 gpm (US) 60psi	\$ 76
358BN-15	3-jet shower head	5.69 L/min, 1.5 gpm (US) 60psi	\$ 88
358PN	3-jet shower head with arm	7 L/min, 1.85 gpm (US) 60psi	\$ 76
358PN-15	3-jet shower head with arm	5.69 L/min, 1.5 gpm (US) 60psi	\$ 88
366C	2-jet shower head with arm	7.6 L/min, 2.0 gpm (US) 60psi	\$ 130
366C-15	2-jet shower head with arm	5.69 L/min, 1.5 gpm (US) 60psi	\$ 141
366BN	2-jet shower head with arm	7.6 L/min, 2.0 gpm (US) 60psi	\$ 163
366BN-15	2-jet shower head with arm	5.69 L/min, 1.5 gpm (US) 60psi	\$ 174
366PN	2-jet shower head with arm	7.6 L/min, 2.0 gpm (US) 60psi	\$ 163
366PN-15	2-jet shower head with arm	5.69 L/min, 1.5 gpm (US) 60psi	\$ 174
376C	2-jet shower head with arm	7.6 L/min, 2.0 gpm (US) 60psi	\$ 174
376C-15	2-jet shower head with arm	5.69 L/min, 1.5 gpm (US) 60psi	\$ 184
376PN	2-jet shower head with arm	7.6 L/min, 2.0 gpm (US) 60psi	\$ 217
376PN-15	2-jet shower head with arm	5.69 L/min, 1.5 gpm (US) 60psi	\$ 229
384C	10 cm (4") shower head	7.6 L/min, 2.0 gpm (US) 60psi	\$ 123
384C-15	10 cm (4") shower head	5.69 L/min, 1.5 gpm (US) 60psi	\$ 133
396C	2-jet shower head with arm	7.6 L/min, 2.0 gpm (US) 60psi	\$ 174
396C-15	2-jet shower head with arm	5.69 L/min, 1.5 gpm (US) 60psi	\$ 174
428C	23 cm (9") Plastic shower head	7.6 L/min, 2.0 gpm (US) 60psi	\$ 108
428C-15	23 cm (9") Plastic shower head	5.69 L/min, 1.5 gpm (US) 60psi	\$ 119
430C	25 cm (10") Plastic shower head	7.6 L/min, 2.0 gpm (US) 60psi	\$ 130
430C-15	25 cm (10") Plastic shower head	5.69 L/min, 1.5 gpm (US) 60psi	\$ 141
450C	25 cm (10") shower head	7.6 L/min, 2.0 gpm (US) 60psi	\$ 148
450C-15	25 cm (10") shower head	5.69 L/min, 1.5 gpm (US) 60psi	\$ 160
458C	20 cm (8") plastic shower head	7.6 L/min, 2.0 gpm (US) 60psi	\$ 130
458C-15	20 cm (8") plastic shower head	5.69 L/min, 1.5 gpm (US) 60psi	\$ 141
468C	20 cm (8") shower head	7.6 L/min, 2.0 gpm (US) 60psi	\$ 213
468C-15	20 cm (8") shower head	5.69 L/min, 1.5 gpm (US) 60psi	\$ 224
468BN	20 cm (8") shower head	7.6 L/min, 2.0 gpm (US) 60psi	\$ 249
468BN-15	20 cm (8") shower head	5.69 L/min, 1.5 gpm (US) 60psi	\$ 260
468PN	20 cm (8") shower head	7.6 L/min, 2.0 gpm (US) 60psi	\$ 249
468PN-15	20 cm (8") shower head	5.69 L/min, 1.5 gpm (US) 60psi	\$ 260
478C	20 cm (8") shower head	7.6 L/min, 2.0 gpm (US) 60psi	\$ 304
478C-15	20 cm (8") shower head	5.69 L/min, 1.5 gpm (US) 60psi	\$ 314
478BN	20 cm (8") shower head	7.6 L/min, 2.0 gpm (US) 60psi	\$ 424
478BN-15	20 cm (8") shower head	5.69 L/min, 1.5 gpm (US) 60psi	\$ 436
478PN	20 cm (8") shower head	7.6 L/min, 2.0 gpm (US) 60psi	\$ 424
478PN-15	20 cm (8") shower head	5.69 L/min, 1.5 gpm (US) 60psi	\$ 436
480C	24 cm (10) built-in shower head	7.6 L/min, 2.0 gpm (US) 60psi	\$ 255
480C-15	24 cm (10) built-in shower head	5.69 L/min, 1.5 gpm (US) 60psi	\$ 267

Shower and bath components

Code	Description	Flow	Price
484C	10 cm (4") shower head	7.6 L/min, 2.0 gpm (US) 60psi	\$ 88
484C-15	10 cm (4") shower head	5.69 L/min, 1.5 gpm (US) 60psi	\$ 98
488C	20 cm (8") shower head	7.6 L/min, 2.0 gpm (US) 60psi	\$ 229
488C-15	20 cm (8") shower head	5.69 L/min, 1.5 gpm (US) 60psi	\$ 239
488BN	20 cm (8") shower head	7.6 L/min, 2.0 gpm (US) 60psi	\$ 338
488BN-15	20 cm (8") shower head	5.69 L/min, 1.5 gpm (US) 60psi	\$ 348
488PN	20 cm (8") shower head	7.6 L/min, 2.0 gpm (US) 60psi	\$ 338
488PN-15	20 cm (8") shower head	5.69 L/min, 1.5 gpm (US) 60psi	\$ 348
489C	15 cm X 25 cm (6" x 10") rectangular shower head	7.6 L/min, 2.0 gpm (US) 60psi	\$ 217
489C-15	15 cm X 25 cm (6" x 10") rectangular shower head	5.69 L/min, 1.5 gpm (US) 60psi	\$ 229
495C	20 cm X 30 cm (8" x 12") rectangular shower head	7.6 L/min, 2.0 gpm (US) 60psi	\$ 304
495C-15	20 cm X 30 cm (8" x 12") rectangular shower head	5.69 L/min, 1.5 gpm (US) 60psi	\$ 314
499C	25 cm X 40 cm (10" x 16") rectangular shower head	7.6 L/min, 2.0 gpm (US) 60psi	\$ 583
499C-15	25 cm X 40 cm (10" x 16") rectangular shower head	5.69 L/min, 1.5 gpm (US) 60psi	\$ 594
333C	3-jet shower head	7.6 L/min, 2.0 gpm (US) 60psi	\$ 33
333C-15	3-jet shower head	5.69 L/min, 1.5 gpm (US) 60psi	\$ 43
333BN	3-jet shower head	7.6 L/min, 2.0 gpm (US) 60psi	\$ 54
333BN-15	3-jet shower head	5.69 L/min, 1.5 gpm (US) 60psi	\$ 65
408C	20 cm (8") shower head	7.6 L/min, 2.0 gpm (US) 60psi	\$ 202
408C-15	20 cm (8") shower head	5.69 L/min, 1.5 gpm (US) 60psi	\$ 213
408BN	20 cm (8") shower head	7.6 L/min, 2.0 gpm (US) 60psi	\$ 239
408BN-15	20 cm (8") shower head	5.69 L/min, 1.5 gpm (US) 60psi	\$ 250
408PN	20 cm (8") shower head	7.6 L/min, 2.0 gpm (US) 60psi	\$ 239
408PN-15	20 cm (8") shower head	5.69 L/min, 1.5 gpm (US) 60psi	\$ 250



RIOLOGIC

RIOLOGIC

TWO VALVE TYPES

	PRESSURE BALANCE (Type P)	THERMOSTATIC / PRESSURE BALANCE (Type T/P)
Stabilizes temperature if pressure drops up to 50%	●	●
Temperature presets		●
Works even if house uses a well	●	●
Cartridge with paraffin stem, sensitive to temperature changes		●
Recommended for new homes	●	●
Recommended for homes built before 2000	●	●
Does not require direct connection to water feed at water heater	●	●
Recommended for shower system with jets for the body, shower head, shower hand, ...		●
Safe	●	●
Limited time guarantee	●	●

ALL SHOWER VALVES

EXAMPLES



Momenti™




Venty



Zendo



Equinox



OFFERED IN THREE TYPES OF CONNECTIONS



NPT



PEX



EXPANSION PEX

**ONE ROUGH
FITS ALL!**

Our valves come with various connections, including PEX and Expansion PEX. Say goodbye to leaks and welding and say hello to a quick and easy installation !

**OUR ROUGH-IN VALVES
COME WITH A TEST CAP.**

Enables plumbers to test the valve's connections and purge lines without damaging or removing the cartridge. As a result, cartridges remain clean and free of the debris that can cause partial or total water blockage.



**ALL 3-PIECE DECK-MOUNT TUB
FILLERS WITH HAND SHOWER**

EXAMPLES



OFFERED IN THREE TYPES OF CONNECTIONS



**ALL FLOOR-MOUNT TUB
FILLERS WITH HAND SHOWER**

EXAMPLES



OFFERED IN THREE TYPES OF CONNECTIONS



UNIVERSAL ROUGH



SEPARATE ROUGH & TRIM

No need to worry about damaging the trim. Roughs for bath faucets and shower valves can be purchased separately from Riobel trims.

Unique box design: Rough can be easily removed without opening the trim box.



FLOOR-MOUNT TUB FILLER CONCRETE FLOOR INSTALLATION BOX




Kit of adjustable legs

INSTALLATION STEPS

1

Pour the concrete so that it is flush with the top of the box and the PVC pipe exits in the division.




2

Remove the tape and insert the rough on which you preinstalled the piping.



3

You are now ready to continue your project!




WHAT TO FORESEE



Parallel to the bath



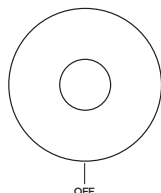
Finished installation



SHOWER SYSTEM 1-2-3-4

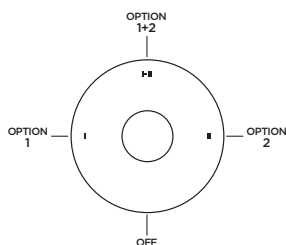


1-WAY XX51 (XX71 PRO): 1-WAY (+1)



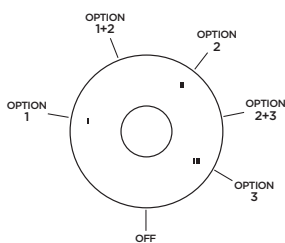
- Type P (pressure balance) ½"
- Double action: flow and temperature control
- Service valves
- Maximum 22 L/min. 5,8 gpm (US) 60psi

2-WAY XX23 (XX93 PRO)



- Coaxial Type T/P (thermostatic/pressure balance) ½"
- 2 outlets
- 4 positions (off, 1, 1 and 2, 2)
- Service valves
- Maximum 24 L/min. 6,3 gpm (US) 60psi

3-WAY XX45 (XX95 PRO)

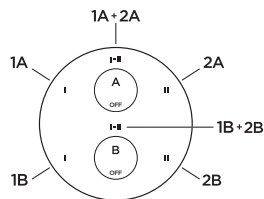


- Coaxial Type T/P (thermostatic/pressure balance) ½"
- 3 outlets
- 6 positions (off, 1, 1 et 2, 2, 2 and 3, 3)
- Service valves
- Maximum 24 L/min. 6,3 gpm (US) 60psi

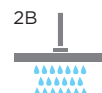
SHOWER SYSTEM 1-2-3-4



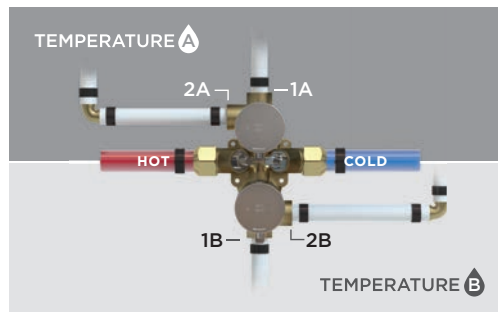
4-WAY XX46



1A - 2A Top handle:
4 positions (OFF, 1, 1 & 2, 2)

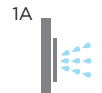
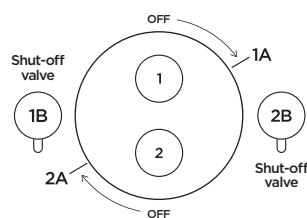


1B - 2B Bottom handle:
4 positions (OFF, 1, 1 & 2, 2)



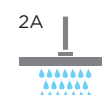
- Coaxial Type T/P (thermostatic/pressure balance) $\frac{3}{4}$ "
- Must be supplied: $\frac{3}{4}$ " Pex, $\frac{3}{4}$ " Expansion Pex or $\frac{1}{2}$ " copper
- 4 outlets
- 4 integrated volume controls
- 2 different temperatures
- Service valves
- Maximum 38 L/min. 10 gpm (US) 60psi

$\frac{3}{4}$ " HIGH PERFORMANCE



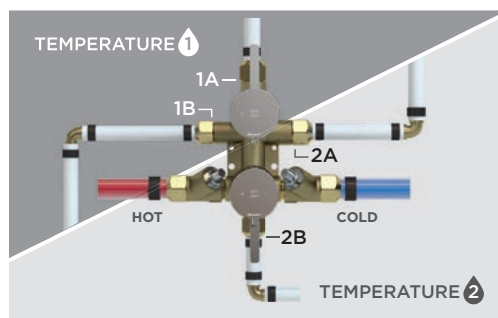
1A 38 L/min, 10 gpm (US) 60 psi

1B Optional outlet (requires volume control)
11 L/min, 2.9 gpm (US) 60 psi



2A 28 L/min, 7.4 gpm (US) 60 psi

2B Optional outlet (requires volume control)
11 L/min, 2.9 gpm (US) 60 psi

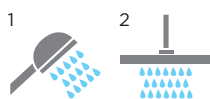
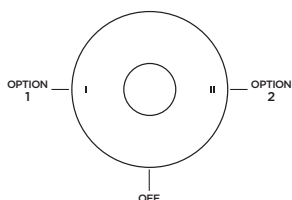


- Coaxial Type T/P (thermostatic/pressure balance) $\frac{3}{4}$ "
- $\frac{3}{4}$ " dedicated main water supply required
- 2 integrated volume controls
+ 2 optional outlets (requires volume control)
- 2 different temperatures
- Service valves
- Maximum 76 L/min. 20 gpm (US) 60psi



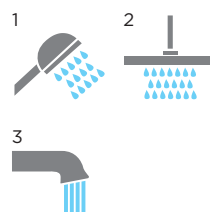
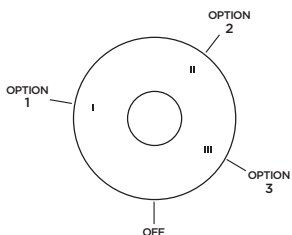
Elbow supply
with shut-off
valve

2-WAY NO SHARE XX44 (XX94 PRO)



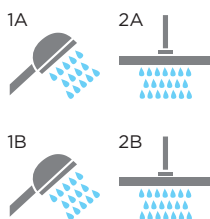
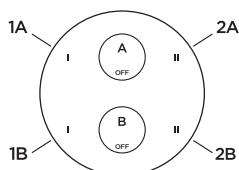
- Coaxial Type T/P (thermostatic/pressure balance) 1/2"
- 2 outlets
- 3 positions (off, 1, 2)
- Service valves
- Maximum 23 L/min. 6 gpm (US) 60psi

3-WAY NO SHARE XX47 (XX97 PRO)



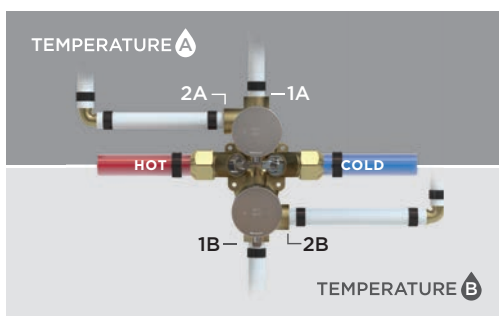
- Coaxial Type T/P (thermostatic/pressure balance) 1/2"
- 3 outlets
- 4 positions (off, 1, 2, 3)
- Service valves
- Maximum 19 L/min. 5 gpm (US) 60psi

4-WAY NO SHARE XX88



1A - 2A Top handle:
3 positions (OFF, 1, 2)

1B - 2B Bottom handle:
3 positions (OFF, 1, 2)



- Coaxial Type T/P (thermostatic/pressure balance) 3/4"
- Must be supplied: 3/4" Pex, 3/4" Expansion Pex or 1/2" copper
- 4 outlets
- 2 different temperatures
- Service valves
- Maximum 37 L/min. 9.8 gpm (US) 60psi

VALVE DESCRIPTION CHART



VALVES	½" WATER INLET	¾" WATER INLET	TYPE T, P OR T/P	REQUIRED MINIMUM WALL THICKNESS	CONNECTION TYPE	WATER OUTLET	MAXIMUM FLOW RATE
xx51 xx71 (PRO)	●		P	2 X 3	NPT or Sweat, SPEX, EX	1 + 1	22 L/min 5,8 gpm
XX23 XX93 (PRO) 2-way	●		T/P (Coaxial)	2 X 3	NPT or Sweat, SPEX, EX	2	24 L/min 6,3 gpm
XX44 XX94 (PRO) 2-way NO SHARE	●		T/P (Coaxial)	2 X 3	NPT or Sweat, SPEX, EX	2	23 L/min 6 gpm
XX45 XX95 (PRO) 3-way	●		T/P (Coaxial)	2 X 3	NPT or Sweat, SPEX, EX	3	24 L/min 6,3 gpm
XX47 XX97 (PRO) 3-way NO SHARE	●		T/P (Coaxial)	2 X 3	NPT or Sweat, SPEX, EX	3	19 L/min 5 gpm
XX46 4-way	copper	SPEX EX	T/P (Coaxial)	2 X 3	NPT	4	38 L/min 10 gpm
Genius™ Shower (9580) 2-way	●		T/P	2 X 3	NPT	2	19 L/min 5 gpm
Genius™ Shower (9584) 2-way NO SHARE	●		T/P	2 X 3	NPT	2	15 L/min 4 gpm
XX83 4-way		● (direct)	T/P (Coaxial)	2 X 4	NPT	4	76 L/min 20 gpm
XX88 4-way NO SHARE	copper	SPEX EX	T/P (Coaxial)	2 X 3	NPT	4	37 L/min 9,8 gpm
CSTM77	● (extern)		T	2 X 3	NPT	1	21 L/min 5,5 gpm
CSTM81	● (extern)		T	2 X 3	NPT	2	18,4 L/min 4,8 gpm

P: Pressure Balance (Stable)

T: Thermostatic (Safe)

T/P: Thermostatic/Pressure Balance
(Safe & Stable)

SPEX: PEX

EX: Expansion PEX

CROSS-REFERENCE RIOBEL PRO TO RIOBEL VALVE



PRO		RIOBEL		FUNCTION
# ROUGH	# TRIM	# ROUGH	# TRIM	
R93	TXX93	R23	TXX23	Coaxial Type T/P (thermostatic/pressure balance) ½" 2 outlets 4 positions (off, 1, 1 and 2, 2) Service valves Maximum 24 L/min. 6,3 gpm (US) 60psi
R95	TXX95	R45	TXX45	Coaxial Type T/P (thermostatic/pressure balance) ½" 3 outlets 6 positions (off, 1, 1 et 2, 2, 2 and 3, 3) Service valves Maximum 24 L/min. 6,3 gpm (US) 60psi
R93	TXX94	R23	TXX44	Coaxial Type T/P (thermostatic/pressure balance) ½" 2 outlets 3 positions (off, 1, 2) Service valves Maximum 23 L/min. 6 gpm (US) 60psi
R95	TXX97	R45	TXX47	Coaxial Type T/P (thermostatic/pressure balance) ½" 3 outlets 4 positions (off, 1, 2, 3) Service valves Maximum 19 L/min. 5 gpm (US) 60psi

R71/51, R93/R23, R95/45

Are available in SPEX (CRIMP PEX)
and EX (UPONOR, WRISTBOW, Expansion PEX)



SPARE PARTS



UPC®

CERTIFICATIONS



CONTACT



WARRANTY



CERTIFICATIONS

Riobel products are certified by, and are in compliance with, the following standards:
ASME A112.18.1, CSA B125.1, CMR 248, ASSE 1016, NSF 61 and NSF 372.
These standards are listed with IAPMO.

[HTTP://PLD.IAPMO.ORG/](http://PLD.IAPMO.ORG/)

First, select the **Listee Name** category. Then, in the search bar, type **Fortune Brands** and click on **Search**. Next, select the list you want from the choices offered to you.
Finally, perform a search in the list you have previously selected by pressing **Ctrl+F** and write the word **Riobel**.

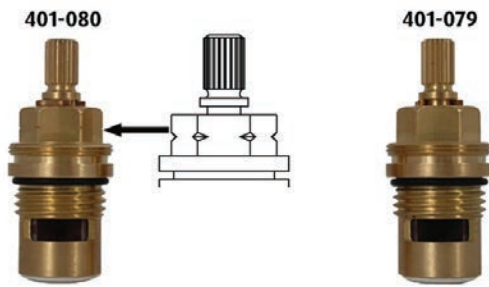


Spare parts



Lavatory faucet cartridges

2 handles faucet (XX04, XX08, XX09, XX13)



- Lavatory XX04 - XX08
- Bidet XX09 - XX13

Code	Description	Price
401-080	Cold	\$ 37
401-079	Hot	\$ 37

2 handles faucet (SA08, SA09)



- Serie: SA

Code	Description	Price
401-170	Hot or cold	\$ 65

8" wall -mount lavatory faucet (XX03)



- Lavatory XX03

Code	Description	Price
401-451	Cold	\$ 37
401-452	Hot	\$ 37
7331	Threaded rod	\$ 24
7332	Volume control adaptor	\$ 24

Single control wall -mount lavatory faucet (XX11)



- Lavatory XX11

Code	Description	Price
401-770	Cartridge	\$ 39

Spare parts



Single hole lavatory faucet cartridges

Single control faucet (XX01, XX04)



•Series: VS, JO and SM

Code	Description	Price
401-150	Cartridge	\$ 39

Single hole faucet (XX01)




•Series: WS, YS, GS, HS, DS and ZO

Code	Description	Price
401-072	Cartridge	\$ 46

Single hole faucet (XX01)

401-039

305-012



•Series: XS, KS, QS, OS, CS, BSOP, ZOOP and BM

Code	Description	Price
401-039	Cartridge	\$ 46
305-012	Nut	\$ 11

Single hole faucet (XX01)



•Serie: L

Code	Description	Price
401-054	Cartridge	\$ 39

Single hole faucet (XX01)

401-039

500-012



•Serie: EF

Code	Description	Price
401-039	Cartridge	\$ 46
500-012	Nut	\$ 11

Spare parts

Single hole lavatory faucet cartridges

Single hole faucet (XX01)



•Series: AT and ATOP

Code	Description	Price
401-019	Cartridge	\$ 42

Single hole faucet (XX01)

401-111



500-012



•Series: RS, SS and MS

Code	Description	Price
401-111	Cartridge	\$ 39
500-012	Nut	\$ 11

Single hole faucet (XX01, XX14)




•Serie: SA

Code	Description	Price
401-770	Cartridge	\$ 39

Single hole faucet (XX01)

401-223



305-012



•Series: MZ, ED
•Series: MM (401-223 only)

Code	Description	Price
401-223	Cartridge	\$ 46
305-012	Nut	\$ 11

Single hole faucet (XX01)



•Series: MZS

Code	Description	Price
401-124	Cartridge	\$ 39

Spare parts



Single hole lavatory faucet cartridges

Single hole faucet (XX01)



•Serie: PS

Code	Description	Price
401-053	Cartridge	\$ 46

Single hole faucet (XX01)



•Series: DJ, EQ,FR

Code	Description	Price
401-122	Cartridge	\$ 39

Single hole faucet (XX01)



•Serie: VY

Code	Description	Price
401-101	Cartridge	\$ 45

Single hole faucet (XX01)



•Serie: PX

Code	Description	Price
401-039	Cartridge	\$ 46

Single hole faucet (XX01)



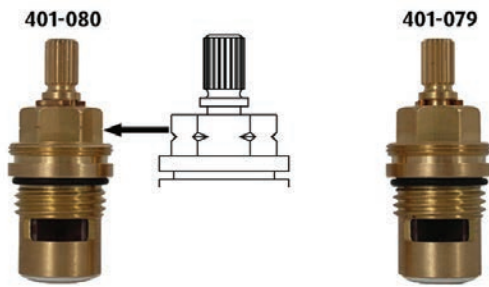
•Series: PAS, RU

Code	Description	Price
401-223	Cartridge	\$ 46

Spare parts

Tub filler cartridges

2 handles faucet (XX12)



• Tub XX10 - XX12

Code	Description	Price
401-080	Cold	\$ 37
401-079	Hot	\$ 37

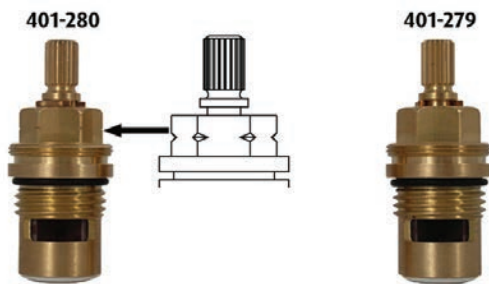
2 handles faucet (XX12)



• Model: SA12

Code	Description	Price
401-170	Hot or cold	\$ 65

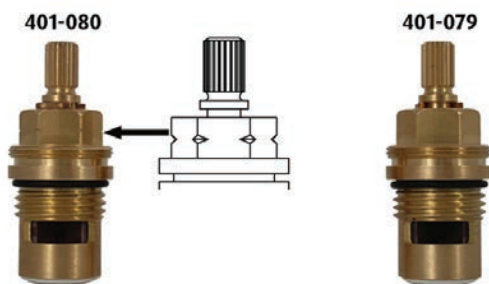
6" tub falling water faucet with hand shower (XX06) classic



• Series; MA, GN and RT

Code	Description	Price
401-280	Hot	\$ 37
401-279	Cold	\$ 37

6" tub falling water faucet with hand shower (XX06) modern



• Series; ED, CS, PA, SY and RU

Code	Description	Price
401-080	Cold	\$ 37
401-079	Hot	\$ 37

8" tub falling water faucet (XX05)



Code	Description	Price
401-451	Cold	\$ 37
401-452	Hot	\$ 37
7331	Threaded rod	\$ 24
7332	Volume control adaptor	\$ 24

Spare parts



Tub filler cartridges

3-pieces deck- mount faucet (XX10)



•Series: ZO, ZOOP, ED, CS, VS, JO, VY, EQ, PX

Code	Description	Price
401-016	Cartridge with temp. ring	\$ 46

3-piecesType P deck -mount faucet (XX16)

401-016

405-010



•Series: ZO, ZOOP, ED, CS, VS, VY, EQ, PX

Code	Description	Price
401-016	Cartridge with temp. ring	\$ 46
405-010	Balancing spool	\$ 74

Single hole bath faucet (XX33, XX02)

401-073

3707

305-028



•Series: AT, ATOP, CS, VS

Code	Description	Price
0933	Full kit (cartr. + spacer + nut)	\$ 90

Single hole deck-mount faucet




•Serie: MZ

Code	Description	Price
401-172	Tub spout cartridge	\$ 46

Single hole bath faucet: hand shower (XX33, XX02)

401-039

305-012



•Series: AT, ATOP, CS, VS, MZ

Code	Description	Price
401-039	Hand shower cartridge	\$ 46
305-012	Nut	\$ 11

Spare parts

Tub filler cartridges

Type T/P coaxial tub filler with hand shower (XX07, XX37)

0943 / 0973



401-037 / 401-737



- Z0 series: 0943 and 401-037
- SA series: 0973 and 401-737

Code	Description	Price
0943	Coaxial Type T/P cartridge	\$ 361
0973	Coaxial Type T/P cartridge	\$ 361
401-037	Hand shower cartridge	\$ 43
401-737	Hand shower cartridge	\$ 43

Type T/P wall- mount coaxial tub filler with hand shower (XX21)



- EQ, GS, MZ, VY Series: 0914
- PX Series: 0915

Code	Description	Price
0914	Coaxial Type T/P cartridge	\$ 316
0915	Coaxial Type T/P cartridge	\$ 316

3-pieces Type T/P coaxial deck-mount tub filler (XX17)

0943 / 0973



- Z0 series: 0943
- SA series: 0973

Code	Description	Price
0943	Coaxial Type T/P cartridge	\$ 361
0973	Coaxial Type T/P cartridge	\$ 361

2-way coaxial Type T tub filler (XX19, XX29, XX39)



- PX, RU, PA, SY, MM Series: 0938
- GS, MZ, VY, Z0, AT, ATOP, EQ, CS Series: 0939


Code	Description	Price
0938	2-way coaxial Type T tub filler cartridge	\$ 316
0939	2-way coaxial Type T tub filler cartridge	\$ 316

Spare parts



Shower valves cartridges

Type P (XX51, XX52, XX53, XX54, XX55, XX58, XX59, XX72, XX73, XX74)



• For double action handles series

Code	Description	Price
401-016	Cartridge with volume control	\$ 46
405-010	Balancing spool	\$ 74

Pressure balance (XX61, XX64, XX65, XX68, XX69)



• For constant flow handles series

Code	Description	Price
401-099	Cycle cartridge	\$ 46
405-010	Balancing spool	\$ 74

1/2" thermostatic pressure balance (XX42)



Code	Description	Price
401-107	Type T/P cartridge with limiter	\$ 255
401-076	Volume control cartridge	\$ 42
009-015	Temperature limiter	\$ 11

1/2" thermostatic (XX22)



Code	Description	Price
401-106	Type T cartridge with limiter	\$ 142
401-076	Volume control cartridge	\$ 42
009-015	Temperature limiter	\$ 11

3/4" thermostatic (XX32)



Code	Description	Price
401-306	Type T cartridge with limiter	\$ 204
401-076	Volume control cartridge	\$ 42
009-015	Temperature limiter	\$ 11

1/2" volume control (XX20)



Code	Description	Price
401-451	Volume control cartridge	\$ 37
7331	Threaded rod	\$ 24
7332	Volume control adaptor	\$ 24

Spare parts



Type T and T/P cartridge

3/4" volume control (XX30)



Code	Description	Price
401-043	Volume control cartridge	\$ 43
7331	Threaded rod	\$ 24
7332	Volume control adaptor	\$ 24

External thermostatic bar (TM77)



Code	Description	Price
401-077	Type T cartridge	\$ 142
401-177	Volume control cartridge	\$ 112

External thermostatic pressure balance bar (TM88)



Code	Description	Price
401-088	Type T/P cartridge	\$ 255
401-177	Volume control cartridge	\$ 112

External thermostatic bar (CSTM77, CSTM81) after March 2015



Code	Description	Price
0977	Type T cartridge	\$ 164
401-377	Volume control cartridge	\$ 38

DUO external thermostatic bar (CSTM57, CSTQ57)



Code	Description	Price
0977	Type T cartridge	\$ 164
401-257	Volume control and diverter cartridge	\$ 109

1/2" 3- way diverter (XX27)



Code	Description	Price
401-078	3-way diverter cartridge	\$ 175
7331	Threaded rod	\$ 24
7332	Volume control adaptor	\$ 24

Electronic thermostatic pressure balance



• Models: 9570 and 9577

Code	Description	Price
401-158	Cartridge for electronic valve	\$ 255

Spare parts



Coaxial cartridges

Type T/P coaxial 1/2" (XX43) ; 3/4" (XX83)

0943 / 0973



- MZ, ZO, CS, GS, VS, ATOP, FM, AT, TQ, TM, EF, EQ, VY Series: 0943
- SA, ED, RU, SH, SY, PA, PF, MA, FI, RO, RT, PR, GN, PX, MM Series : 0973

Code	Description	Price
0943	Coaxial Type T/P cartridge	\$ 361
0973	Coaxial Type T/P cartridge	\$ 361

1/2" 2-way coaxial Type T (XX23): before April 2013

0913 / 0923



- Series: ZO, CS, VS, ATOP, FM, AT, TQ, TM : 0913
- Series: SA, ED, RU, SH, SY, PA, PF : 0923

Code	Description	Price
0913	Type T cartridge	\$ 262
0923	Type T cartridge	\$ 262

1/2" 2-way coaxial Type T/P (XX23): after April 2013 (XX46)



- MZ, ZO, CS, GS, VS, ATOP, FM, AT, TQ, TM, EF, EQ, VY Series : 0924
- SA, ED, RU, SH, SY, PA, PF, MA, FI, RO, RT, PR, GN, PX, MM Series : 0925

Code	Description	Price
0924	Type T/P cartridge	\$ 262
0925	Type T/P cartridge	\$ 262

1/2" 3-way Type T/P (XX45)



- MZ, ZO, CS, GS, VS, ATOP, FM, AT, TQ, TM , EF, EQ, VY Series : 0954
- SA, ED, RU, SH, SY, PA, PF, MA, FI, RO, RT, PR, GN, PX, MM Series : 0955

Code	Description	Price
0954	Type T/P cartridge	\$ 316
0955	Type T/P cartridge	\$ 316

1/2" 2-way no share (XX44), 3/4" 4-way no share (XX88) coaxial Type T/P valve



- MZ, ZO, CS, GS, VS, ATOP, FM, AT, TQ, TM, EF, EQ, VY Series : 0924
- SA, ED, RU, SH, SY, PA, PF, MA, FI, RO, RT, PR, GN, PX, MM Series : 0925

Code	Description	Price
0914	Type T/P cartridge	\$ 316
0915	Type T/P cartridge	\$ 316

1/2" 3-way no share (XX47) coaxial Type T/P valve



- MZ, ZO, CS, GS, VS, ATOP, FM, AT, TQ, TM , EF, EQ, VY Series : 0944
- SA, ED, RU, SH, SY, PA, PF, MA, FI, RO, RT, PR, GN, PX, MM Series : 0945

Code	Description	Price
0945	Type T/P cartridge	\$ 316
0944	Type T/P cartridge	\$ 316

Spare parts

Kitchen faucet cartridges

Kitchen faucet (XX101)



• Models: B0101, B0201, CY101 and CY601

Code	Description	Price
401-073	Cartridge	\$ 46

Kitchen faucet (XX101, XX201)



• Models: M0101, M0201, ML101, ML201, BI101 and BI201

Code	Description	Price
401-072	Cartridge	\$ 46

Kitchen faucet (XX101)



• Models: SE101, F0101 and TC101


Code	Description	Price
401-052	Cartridge	\$ 46

Single hole faucet (XX101, XX501, XX601)

401-039



305-012



• Models: BM01, B0501, B0601 and MZ601
• Model: AZ101 (401-039 only)

Code	Description	Price
401-039	Cartridge	\$ 46
305-012	Nut	\$ 11

Kitchen faucet (XX101, XX601)

401-039



500-011



• Models: EF101, ED101, ED601 et MZ101

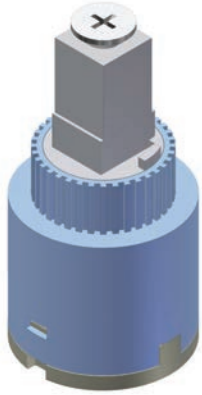
Code	Description	Price
401-039	Cartridge	\$ 46
500-011	Nut	\$ 11

Spare parts



Kitchen faucet cartridges

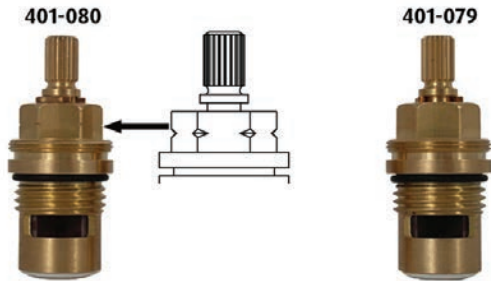
Kitchen faucet (XX101)



• Models: PE101, VE101, FE101

Code	Description	Price
0839	Cartridge	\$ 46


Kitchen faucet (XX100, XX400)



• Series: RT, BR, SO and TO

Code	Description	Price
401-080	Cold	\$ 37
401-079	Hot	\$ 37

Kitchen faucet (XX701)



• Series: MZ, ED, BO

Code	Description	Price
401-701	Cartridge	\$ 46
305-012	Nut	\$ 11

Kitchen faucet (XX601)



• Model: MZ601

Code	Description	Price
401-223	Cartridge	\$ 46
305-012	Nut	\$ 11

Spare parts

Kitchen hand spray

Kitchen hand spray



- 2-jet pull-out spray
- Models: MO101, MO201, ML102 and ML201

Code	Description	Price
4016C	Chrome	\$ 82
4016BN	Brushed nickel (PVD)	\$ 108

Kitchen hand spray



- 2-jet pull-out spray
- Model: SE101

Code	Description	Price
4083C	Chrome	\$ 76
4083BN	Brushed nickel (PVD)	\$ 108

Kitchen hand spray



- 2-jet pull-down spray
- Model: F0101

Code	Description	Price
4338C	Chrome	\$ 87
4338BN	Brushed nickel (PVD)	\$ 114
4338SS	Stainless steel (PVD)	\$ 114

Kitchen hand spray



- 2-jet pull-down spray
- Model: TC101

Code	Description	Price
4317C	Chrome	\$ 53
4317BN	Brushed nickel (PVD)	\$ 74
4317NT	Night brushed (PVD)	\$ 93
4317SS	Stainless steel (PVD)	\$ 74

Kitchen hand spray



- 2-jet pull-down spray
- Model: B1101

Code	Description	Price
4348C	Chrome	\$ 87

Spare parts



Kitchen hand spray

Kitchen hand spray



- 2-jet pull-down spray
- Model: BI201

Code	Description	Price
4349C	Chrome	\$ 93
4349BKC	Black/Chrome	\$ 163
4349BKSS	Black/Stainless steel (PVD)	\$ 163

Kitchen hand spray



- 2-jet pull-out spray
- Model: CY101

* Before March 2015 and after March 2017

Code	Description	Price
4420C	Chrome	\$ 133
4420BKSS	Black/Stainless steel (PVD)	\$ 186
4420BKC	Black/Chrome	\$ 186

Kitchen hand spray



- 2-jet pull-out spray
- Model: CY101 and FE101

* Between March 2015 & March 2017

Code	Description	Price
4430C	Chrome	\$ 137
4430SS	Stainless steel (PVD)	\$ 192

Handshower, CY601



- 1-jet pull-down spray
- Model: CY601

Code	Description	Price
4421C	Chrome	\$ 93
4421SS	Stainless steel (PVD)	\$ 164

Kitchen hand spray



- 2-jet pull-down spray
- Models: ED101 and ED601

Code	Description	Price
4326C	Chrome	\$ 87
4326BN	Brushed nickel (PVD)	\$ 123
4326SS	Stainless steel (PVD)	\$ 130

Kitchen hand spray



- 1-jet pull-out spray
- Models: BR400, TO400 et SO400


Code	Description	Price
4304C	Chrome	\$ 97
4304BN	Brushed nickel (PVD)	\$ 130
4304NT	Black brushed (PVD)	\$ 133

Spare parts



Kitchen hand spray


Kitchen hand spray



- 2-jet pull-down spray
- Models: B0101, B0201 (before march 2015)

Code	Description	Price
4330C	Chrome	\$ 93
4330SS	Stainless steel (PVD)	\$ 164


Kitchen hand spray



- 2-jet pull-down spray
- Model: B0201 (after march 2015) and VE101

Code	Description	Price
4230C	Chrome	\$ 109
4230SS	Stainless steel (PVD)	\$ 192

Kitchen hand spray




- 2-jet pull-out spray
- Model: MZ101

* Before March 2015 and after March 2017

Code	Description	Price
4388C	Chrome	\$ 147
4388SS	Stainless steel (PVD)	\$ 192

Kitchen hand spray 3/8, MZ




- 2-jet pull-out spray
- Model: MZ101

* Before March 2015 and after March 2017

Code	Description	Price
4488C	Chrome	\$ 147
4488SS	Stainless steel (PVD)	\$ 192


Kitchen hand spray



- 2-jet pull-down spray
- Model: PE101 (before march 2015)

Code	Description	Price
4240C	Chrome	\$ 245
4240SS	Stainless steel (PVD)	\$ 382


Kitchen hand spray



- 2-jet pull-down spray
- Model: PE101 (after march 2015)

Code	Description	Price
4245C	Chrome	\$ 192
4245SS	Stainless steel (PVD)	\$ 316

Kitchen hand spray



cUPC®

- 1-jet pull-down spray
- Model: AZ101

Code	Description	Price
4401	Kitchen hand spray	\$ 69

Spare parts



Bath hand showers

Bath hand shower (XX10-XX12-XX16)



cUPC®

- 1-jet hand shower
- Series: MZ, ZO, ZOOP, PFTQ, SHTM

Code	Description	Price
4440C	Chrome	\$ 108
4440BN	Brushed nickel (PVD)	\$ 137
4440PN	Polished nickel (PVD)	\$ 137

Bath hand shower (XX10-XX12-XX16-XX39)



- 1-jet hand shower
- Series: VS, ED, GS, CS, SY, RU, PA

Code	Description	Price
4342C	Chrome	\$ 108
4342BN	Brushed nickel (PVD)	\$ 137
4342PN	Polished nickel (PVD)	\$ 137

Bath hand shower (XX12, XX39)



- 1-jet hand shower
- Series: FI, GN, MA, PR, RO, RT, AT, ATOP

Code	Description	Price
09C	Chrome	\$ 104
09CW	Chrome/White	\$ 104
09BN	Brushed nickel (PVD)	\$ 163
09PN	Polished nickel (PVD)	\$ 163

Bath hand shower (XX12, XX39)



- 1-jet hand shower
- Series: MM

Code	Description	Price
4241C	Chrome	\$ 108
4241BN	Brushed nickel (PVD)	\$ 137
4241PN	Polished nickel (PVD)	\$ 137

Bath hand shower (XX21-XX39)

4361

4390

4307



- 1-jet hand shower
- Serie: GS: 4361
- Serie: VY: 4390
- Serie: EQ: 4307

Code	Description	Price
4361C	Chrome	\$ 108
4390C	Chrome	\$ 108
4307C	Chrome	\$ 108

Spare parts

Bath hand showers

Bath hand shower (XX21-XX39)

4344



4323



- 1-jet hand shower
- Serie : MZ : 4344
- Serie : PX : 4323

Code	Description	Price
4344C	Chrome	\$ 108
4344BN	Brushed nickel (PVD)	\$ 137
4344PN	Polished nickel (PVD)	\$ 137
4323C	Chrome	\$ 105

Bath hand shower (XX07-XX33-XX37)



- Series: ATOP, SA

Code	Description	Price
4377C	Chrome	\$ 164
4377BN	Brushed nickel (PVD)	\$ 206
4377PN	Polished nickel (PVD)	\$ 206

Bath hand shower (XX02-XX37)



- Series: MZ, ZO

Code	Description	Price
4440C	Chrome	\$ 105
4440BN	Brushed nickel (PVD)	\$ 137
4440PN	Polished nickel (PVD)	\$ 137

Bath hand shower (XX02-XX06-XX29-XX33)



- Series: CS, GS, PA, RU, SY, VS, ED

Code	Description	Price
4362C	Chrome	\$ 108
4362BN	Brushed nickel (PVD)	\$ 137
4362PN	Polished nickel (PVD)	\$ 137

Bath hand shower (XX06-XX33)



- Series: AT, MA, FI, GN, PR, FM, IL, RO, RX, SN, AY, SO and RT

Code	Description	Price
4302C	Chrome	\$ 74
4302CW	Chrome/White	\$ 74
4302BN	Brushed nickel (PVD)	\$ 108
4302PN	Polished nickel (PVD)	\$ 108

WARRANTY



LIMITED WARRANTY

This Riobel Inc. product you have purchased carries a Limited Lifetime Warranty on the chrome, PVD finish, blacks and all working parts. It is guaranteed from the initial purchase date against all manufacturing defects. All other finishes, including plastic components, are guaranteed for one year. All electric and/or electronic parts are covered by a 5-year limited warranty.

The warranty offered on our products will be honored only if the installation is performed by a certified master plumber.

THE WARRANTY DOES NOT COVER:

- All charges to access the faucet.
- Installation or removal charges.
- Normal wear of the components.
- Units that have not been installed according to the manufacturer's instructions and in accordance with the rules, codes and laws currently governing plumbing installation.
- All problems resulting from improper care or use of inappropriate cleaning products. Do not use acid detergents, abrasive sponges, metallic pads, alcohol-based detergents, disinfectants or other solvents.
- Damages caused by hard water, lime deposits or sediments.

In case of any problems, the defective parts must be returned correctly packaged with the original proof of purchase to your original retailer. Only Riobel Inc. can authorize the replacement of a defective product with an identical or similar one, should the original become unavailable. This warranty is applicable to the original buyer as long as he owns the property, with proof of purchase and it is not transferable. This warranty does not cover any labor costs and/or any damages caused during the installation, the repair or the replacement, or accidental or collateral damages, or the freight charges. Riobel Inc. does not guarantee its products for monetary value, or offer specific warranties for a specific use, or any explicit, implicit, statutory or tacit warranties other than those described above.

COMMERCIAL AND INTERNATIONAL LIMITATIONS

In addition to the conditions mentioned above, the warranty period related to any product installed within the context of a commercial application and/or outside North America is one (1) year from the original date of purchase by the owner/user, from an authorized retailer. Technical information is subject to change without notice.

WARRANTY



MAINTENANCE AND CLEANING

To preserve the look of your product, it should be cleaned with a mild soap, rinsed with clear water and dried with a soft cloth.

Important: Do not use abrasive, irritant or corrosive products (such as detergents or other products containing ammonia). Always rinse and/or clean the faucets after having sprayed cleaning products onto other surrounding surfaces (i.e.: mirror, ceramic tile, etc.). The mist of these cleaning products may damage the finish of your faucets.

SERVICE CALL POLICY

We would like to remind you that our limited lifetime warranty covers only parts and does not cover installation, removal of our products nor the freight charges. However, to ensure the best possible service to our clientele, we have established a procedure to request a service call:

The consumer must first contact the distributor where the merchandise was purchased. A call will not be processed if the distributor has the consumer contact us directly. In such a case, we will redirect the call to the distributor. This procedure aims to improve the efficiency of the service calls, since the communication is sometimes more complex with customers (ex: unable to identify the item number, etc.). As a result, the wrong product or parts were often sent in the past.

The distributor must send us, via fax or email, the service call form properly filled out with a proof of purchase. It is important to include the product code, date of purchase and as much detail as possible about the problem, as well as the malfunction diagnosis.

In the case of a more technical call, we may contact the consumer directly to give him/her the information necessary. If a part must be replaced, it will be sent along with its installation guide to the distributor, with the consumer's name inscribed on the box. It may also be sent directly to the customer at his own expenses.

This procedure was created to improve efficiency and speed of service to our clientele. Therefore, we would like to thank you for your understanding.

RIOBEL INC.



SERVICE CALL

DATE

CONSUMER

Name

Home Phone

Office Phone

Cell Phone

E-mail

Address

DISTRIBUTOR

Name

Contact

Phone

Fax

E-mail

PRODUCT

Date of purchase

Installation date

Installed by

Product # and description

Is it accessible from underneath? YES NO

EXPLANATION OF SITUATION

For how long has the situation persisted?

Please provide a proof of purchase

IF THE SERVICE CALL IS DUE TO AN INADEQUATE INSTALLATION, A FEE WILL BE CHARGED.

820, Nobel street, St-Jérôme (Québec) Canada J7Z 7A3

PHONE 450 432-0442 or 1 866 473 8442 • **FAX** 450 432-1095 or 1 888 909 8442 • **RIOBEL.CA**

SALES TERMS AND CONDITIONS

- Payment term: 30 days net.
- Price F.O.B. from our warehouse.
- Prices are subject to change without notice.

RETURNED GOOD

- All transport costs will be borne by the retailer.
- A 25% restocking fee will be charged to the retailer.
- All merchandise must be in its original package.
- Merchandise must not be damaged.
- We reserve the right to refuse a merchandise return at any time.
- All transport claims must be made by the retailer. Our responsibility ceases when merchandise is delivered to the carrier.
- Only parts with manufacturing defects will be replaced free of charge.

CONTACT US

For more information, please contact our Customer Service Department

QUÉBEC AND ATLANTIC CANADA

Tel.: 450-432-0442 1-866-473-8442

Customer Service: Ext. 1

E-mail: orders@riobel.ca

Technical Support: Ext. 2

E-mail: service@riobel.ca

Fax: 450-432-1095 1-888-909-8442

ONTARIO AND WESTERN CANADA

Tel.: 905-760-9009 1-888-287-5354

Fax: 905-760-1292

BRITISH COLUMBIA

Tel.: 604-421-5665

Fax: 604-421-5489

USA

Tel.: 1-866-473-8442 Ext. 119

Fax: 1-888-909-8442

Customer Service: usorders@riobel.ca

RIOBEL.CA



Riobel 